



ESTIMATES

# Fisheries and Oceans Canada

## Performance Report

For the period ending  
March 31, 2002

Canada

## The Estimates Documents

Each year, the government prepares Estimates in support of its request to Parliament for authority to spend public monies. This request is formalized through the tabling of appropriation bills in Parliament.

The Estimates of the Government of Canada are structured in several parts. Beginning with an overview of total government spending in Part I, the documents become increasingly more specific. Part II outlines spending according to departments, agencies and programs and contains the proposed wording of the conditions governing spending which Parliament will be asked to approve.

The *Report on Plans and Priorities* provides additional detail on each department and its programs primarily in terms of more strategically oriented planning and results information with a focus on outcomes.

The *Departmental Performance Report* provides a focus on results-based accountability by reporting on accomplishments achieved against the performance expectations and results commitments as set out in the spring *Report on Plans and Priorities*.

The Estimates, along with the Minister of Finance's Budget, reflect the government's annual budget planning and resource allocation priorities. In combination with the subsequent reporting of financial results in the Public Accounts and of accomplishments achieved in Departmental Performance Reports, this material helps Parliament hold the government to account for the allocation and management of funds.

©Minister of Public Works and Government Services Canada — 2002

Available in Canada through your local bookseller or by mail from

Canadian Government Publishing — PWGSC

Ottawa, Canada K1A 0S9

Catalogue No. BT31-4/4-2002

ISBN 0-660-62112-6



## Foreword

In the spring of 2000, the President of the Treasury Board tabled in Parliament the document “Results for Canadians: A Management Framework for the Government of Canada”. This document sets a clear agenda for improving and modernising management practices in federal departments and agencies.

Four key management commitments form the basis for this vision of how the Government will deliver their services and benefits to Canadians in the new millennium. In this vision, departments and agencies recognise that they exist to serve Canadians and that a “citizen focus” shapes all activities, programs and services. This vision commits the Government of Canada to manage its business by the highest public service values. Responsible spending means spending wisely on the things that matter to Canadians. And finally, this vision sets a clear focus on results – the impact and effects of programs.

Departmental performance reports play a key role in the cycle of planning, monitoring, evaluating, and reporting of results through ministers to Parliament and citizens. Departments and agencies are encouraged to prepare their reports following certain principles. Based on these principles, an effective report provides a coherent and balanced picture of performance that is brief and to the point. It focuses on outcomes - benefits to Canadians and Canadian society - and describes the contribution the organisation has made toward those outcomes. It sets the department’s performance in context and discusses risks and challenges faced by the organisation in delivering its commitments. The report also associates performance with earlier commitments as well as achievements realised in partnership with other governmental and non-governmental organisations. Supporting the need for responsible spending, it links resources to results. Finally, the report is credible because it substantiates the performance information with appropriate methodologies and relevant data.

In performance reports, departments and agencies strive to respond to the ongoing and evolving information needs of parliamentarians and Canadians. The input of parliamentarians and other readers can do much to improve these reports over time. The reader is encouraged to assess the performance of the organisation according to the principles outlined above, and provide comments to the department or agency that will help it in the next cycle of planning and reporting.

---

This report is accessible electronically from the Treasury Board of Canada Secretariat Internet site:  
<http://www.tbs-sct.gc.ca/rma/dpr/dpre.asp>

Comments or questions can be directed to:

Results-based Management Directorate  
Treasury Board of Canada Secretariat  
L’Esplanade Laurier  
Ottawa, Ontario K1A 0R5

**OR** to this Internet address: [rma-mrr@tbs-sct.gc.ca](mailto:rma-mrr@tbs-sct.gc.ca)

# **Fisheries and Oceans Canada**

## **Departmental Performance Report**

**For the  
period ending  
March 31, 2002**

**Approved**

---

**The Honourable Robert G. Thibault, P.C., M.P.  
Minister of Fisheries and Oceans**



## Table of Contents



Section 1 — Minister’s Message .....	1
Section 2 — Strategic Context.....	5
Overview.....	6
2.1 Our mandate and vision .....	7
2.2 What strategic outcomes do we pursue? .....	7
2.3 Moving forward on the Government’s agenda .....	9
2.4 Working with others toward a common goal .....	9
2.5 What challenges do we face? .....	9
2.6 Sustainable development strategies.....	11
2.7 How do we achieve our outcomes? .....	12
Section 3 — Departmental Performance.....	15
Overview.....	16
Fleet Management — A platform to deliver our services.....	17
3.1 Management and protection of fisheries resources.....	20
3.2 Protection of the marine and freshwater environment.....	30
3.3 Understanding of the oceans and aquatic resources.....	41
3.4 Maritime safety.....	48
3.5 Maritime commerce and ocean development .....	57
Section 4 — Consolidated Reporting.....	68
Overview.....	69
4.1 Alternative Service Delivery .....	70
4.2 Matériel Management.....	71
4.3 Procurement and Contracting .....	71
4.4 Regulatory Initiatives.....	72
4.5 Service Improvement Initiative.....	73
4.6 Social Union Framework Agreement .....	73
4.7 Government On-Line.....	74
4.8 Modern Comptrollership .....	74
4.9 Real Property Management .....	75
4.10 Sustainable Operations of Fisheries and Oceans Canada .....	75
4.11 Human Resources.....	76
Section 5 — Financial Performance .....	77
Overview.....	78
5.1 Financial Tables.....	81
Section 6 — Other Information .....	93
6.1 Statutes, Regulations, and Statutory Reports .....	94
6.2 Contacts for Further Information .....	96
Section 7 — Awards and Recognition .....	97
Section 8 — Index.....	104

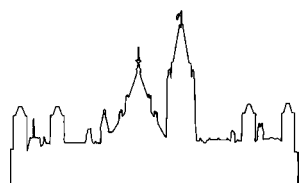


## List of Tables

Table 1: Summary of Voted Appropriations.....	81
Table 2: Summary of Total Planned to Actual Spending by Business Line, 2001-02 .....	82
Table 3: Historical Comparison of Total Planned to Actual Spending by Business Line .....	84
Table 4: Revenues by Business Line.....	85
Table 5: Statutory Payments .....	86
Table 6: Transfer Payments .....	87
Table 7: Capital Projects over \$1 Million by Business Line.....	88
Table 8: Contingent Liabilities.....	92

## List of Symbols

In this document, you will encounter symbols similar to the following:



Points to a government-wide priority cited in the *2001 Speech from the Throne*.

 [http://www.sft-ddt.gc.ca/sftddt\\_e.htm](http://www.sft-ddt.gc.ca/sftddt_e.htm)



Indicates a link to an Internet site where you can obtain more information.




Indicates a link to the commitments made in our *2001-02 Report on Plans and Priorities*.

 [http://www.tbs-sct.gc.ca/tb/estimate/20012002/rFO\\_e.pdf](http://www.tbs-sct.gc.ca/tb/estimate/20012002/rFO_e.pdf)



Indicates our performance against our *Sustainable Development Strategy 2001-2003*.

 [http://www.dfo-mpo.gc.ca/sds-sdd/index\\_e.htm](http://www.dfo-mpo.gc.ca/sds-sdd/index_e.htm)



Indicates initiatives delivered in collaboration with other federal government departments, other jurisdictions, and other stakeholders (horizontal initiatives).

## Section 1 — Minister's Message



Hon. Robert G. Thibault

I am delighted to have this opportunity to set the stage for Fisheries and Oceans Canada's Departmental Performance Report for 2001-02. It reflects the accomplishments and significant actions taken by the more than 10,000 women and men working at the Department.

As will be outlined in this document, the Department played an important role in activities that improved the lives of millions of fellow citizens and contributed to the strength, prosperity and safety of thousands of Canadian communities.

It is my honour to be the first Nova Scotian since 1935 to become Canada's Minister of Fisheries and Oceans. I grew up and still live in a small coastal community. As such, I understand this Department's prominence along the country's vast shores and the three oceans and freshwaters that surround us and link us as a nation. I am reminded constantly of our enormous responsibility. We are visibly engaged in diverse activities ranging from protecting fish habitat to charting waterways to promoting safe boating practices and encouraging recreational fishing.

The Department is faced by challenges. For example, exports of Canadian fish and seafood products reached a record high of \$4.2 billion in 2001. However, several fish stocks remain below optimal conservation levels, and we need to ensure a balance between using and protecting a resource. The Canadian Coast Guard enjoys a well-deserved international reputation in asserting Canadian sovereignty in the North and providing safe and effective services to mariners in waters under its jurisdiction. But its fleet is aging and requires rejuvenation.

What has particularly struck me in my short time as Minister is how our duties fit into a larger picture. This Department joins other federal partners in adding value to the Government of Canada's spectrum of activities. When the Speech from the Throne emphasized trade and innovation, a healthy environment, Aboriginal inclusiveness, safe and strong communities, and sovereignty across the Canadian domain, it painted a picture of the policies and operations conducted by Fisheries and Oceans Canada.


Think of our world-class scientists. Their advice is an integral component of all our decision making. In addition to providing scientific advice in support of the Department's mandate, their expertise is often required in areas of shared responsibilities with other departments to ensure a healthy environment.

By doing more than simply collecting and analyzing marine and freshwater information, our scientists write pages in the government's knowledge encyclopedia. They do the research and provide the facts needed to develop proposals and programs in support of policy and regulatory initiatives in areas



**MINISTER'S  
MESSAGE**





such as aquatic animal health, conservation of fish stocks, species at risk, fish habitat protection, climate change, safe and efficient navigation, and aquaculture development — an expanding economic engine rated as the fastest-growing food production sector internationally.

Increasing the access of Aboriginal communities to the fishery will continue to be a challenge. However, I am confident the first steps of training and mentoring will be succeeded by the bigger steps of improved skills and self-sufficiency. Our strategy to promote cultural harmony with the entire community, while taking measures to speed the integration of Aboriginal fishers in the commercial fishery, has been closely watched by other departments in the aftermath of the Supreme Court of Canada's *Marshall* decision.

No review of 2001 could omit the tragedy of September 11. The spirit, good hearts and professionalism of our 10,000 employees shone through in the trying days that followed. They gave money and donated blood. They provided shelter and emotional comfort to thousands of stranded passengers from diverted flights who were put up in hastily converted departmental facilities. This blend of professionalism and compassion was public service at its finest.

At a time when the Canadian Coast Guard was preparing to celebrate its 40th anniversary, it was appropriate that this guardian of maritime safety should play such an active role in government-wide activities to increase the security of Canadians. As a vital component of Canada's fight against terrorism, the Canadian Coast Guard increased surveillance of Canada's coastlines and waterways. This surveillance ensured that vessels and shipping lanes were not compromised by terrorists or terrorist acts.

Like other departments, we need to attract more employees to fill gaps as our workforce moves into retirement. Human resource reform is real and rejuvenation is essential if we are to carry on with our first-rate performance. It was especially gratifying to read in the annual report by Mel Cappe, former Clerk of the Privy Council, how impressed he was with our Recruitment and Retention Centre as a staffing solution worthy of emulation.

I am also committed to the promotion of official languages. My Department participated in three projects with three official language minority communities. More needs to be done. And it will.

To understand our performance in the past fiscal year, it is important to illustrate the lasting benefits that helped Canadians as we made good on commitments to fulfil our mandate and vision. In this report, my Department will describe the challenges it overcame and how it made progress on reaching its five strategic outcomes:



Management and protection of the fisheries resources;





Protection of the marine and freshwater environment;



Understanding of the oceans and aquatic environment;



Maritime safety; and



Maritime commerce and ocean development.




These outcomes are intertwined. Our safety and security professionals are the helping hands that fishers, boaters, and fishing crews can count on whenever they face peril and dangerous water conditions. Accidents involving recreational boats and commercial ships continue to decline. We are on the front lines of the environment's defence and work with others to protect the fisheries.

The comprehensive review of the management of the Atlantic fishery is nearing completion. The goal is to encourage shared stewardship in a fishery that is sustainable, self-reliant, and characterized by a more stable access and allocation framework. On the West Coast, the New Directions series of policy initiatives is making progress on an allocation framework for Pacific salmon. Nearly 250 staff positions have been created and 15 new offices established to strengthen fish habitat protection in Ontario and the prairie provinces.

Conservation is the Department's watchword. The stage was set for a nationwide effort to implement Canada's Oceans Strategy. Unique marine areas have been identified for special protection. Long-range integrated management plans are being developed for Canada's northern, western, and eastern coastlines to balance sometimes conflicting interests ranging from natural resource prospects to the protection of species at risk and eco-tourism.


More local harbour authorities created new economic opportunities in coastal communities. We did our share with a significant funding commitment for major repairs to core fishing harbours that are the hearts and souls of these towns.

The principle of sustainable development permeated core departmental programs. It provided the underpinning for major policy frameworks such as the Atlantic Fisheries Policy Review, Canada's Oceans Strategy, and the Aquaculture Policy Framework.



Overfishing by foreign fleets forced the Department to speak with a louder voice in international forums. Our fisheries management regime is dedicated to the conservation and careful management of fish stocks to protect an important resource. We expect other fishing nations to take the same precautions and comply with accepted fishing practices. We will continue to mount pressure at the United Nations, the European Union, and the Northwest Atlantic Fisheries Organization so that all can benefit from the sea's bounty for generations to come.

It has been a busy year. We have learned from our successes, and our challenges. Rest assured the future of our oceans and water-based natural resources — and the men and women who depend on them — are in capable hands.




## Section 2 — Strategic Context



### *In this section:*

- ◆ *Overview* *Page 6*
- ◆ *Our mandate and vision* *Page 7*
- ◆ *What strategic outcomes do we pursue?* *Page 7*
- ◆ *Moving forward on the Government's agenda* *Page 9*
- ◆ *Working with others toward a common goal* *Page 9*
- ◆ *What challenges do we face?* *Page 9*
- ◆ *Sustainable development strategies* *Page 11*
- ◆ *How do we achieve our outcomes?* *Page 12*



## Overview

Canada is one of the foremost maritime nations in the world. We are surrounded by the Arctic, Atlantic, and Pacific Oceans, and home to the Great Lakes. As such, Canada has the world's:

- ❑ longest coastline, consisting of 243,792 kilometres — 25% of the world's coastline. Stretched out as a continuous line, it would circle the equator more than 6 times.
- ❑ largest offshore economic zone of 200 nautical miles. It represents 3.7 million square kilometres, equivalent to 37% of Canada's total landmass.
- ❑ largest freshwater system, consisting of 2 million lakes and rivers covering 7.6% of our landmass or 755,000 square kilometres.
- ❑ longest inland waterway of 3,700 kilometres from the Gulf of St. Lawrence to Lake Superior.
- ❑ largest archipelago. Canada's Arctic islands, including 6 of the world's largest islands, cover 1.4 million square kilometres.
- ❑ greatest tidal range of 16 metres in the Bay of Fundy.

Fisheries and Oceans Canada is one of Canada's longest-serving departments, dating back to Confederation. We play a leading role in managing and safeguarding oceans and inland waters and their resources for Canadians. We are committed to ensuring safe, healthy, productive waters and aquatic ecosystems for the benefit of present and future generations. To advance these goals, we maintain the highest possible standards of service to Canadians in the areas of sustainable development, environmental stewardship, and public safety. Our core activities consist of ensuring maritime safety, ensuring the conservation and sustainable use of resources, protecting the oceans' environment and fish habitat, conducting scientific research and monitoring, as well as facilitating maritime trade, commerce, and ocean development.

Millions of Canadians live in coastal areas, and marine and freshwater resources are among our country's greatest natural assets. Fishing and shipping are not only important industries for Canada but are also a part of our heritage. The Department's mandate, programs, and services directly affect the livelihoods of thousands of Canadians in ocean and freshwater industries throughout Canada, from fishing and marine transportation to tourism and recreation. More generally, these programs and services affect the economic, social, and cultural fabric of the country.

This section of the *Departmental Performance Report* highlights our mandate and vision as well as the strategic outcomes we aim to achieve. Also included is information on the context in which we operate and the contribution we make to government-wide initiatives.

## 2.1 Our mandate and vision

### Our Mandate

Fisheries and Oceans Canada, on behalf of the Government of Canada, is responsible for policies and programs in support of Canada's economic, ecological and scientific interests in the oceans and freshwater fish habitat; for the conservation and sustainable utilization of Canada's fisheries resources in marine and inland waters; and for safe, effective and environmentally sound marine services responsive to the needs of Canadians in a global economy.

---

### Our Vision

Safe, healthy, productive waters and aquatic ecosystems, for the benefit of present and future generations, by maintaining the highest possible standards of:


**Service to Canadians**

Marine safety and environmental protection	Scientific excellence	Conservation and sustainable resource use
--	-----------------------	---



## 2.2 What strategic outcomes do we pursue?

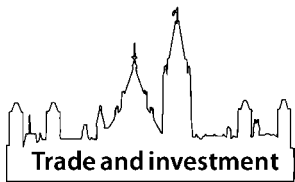
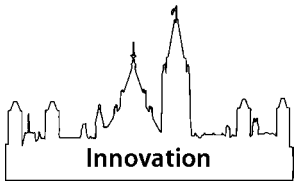

In pursuit of its mandate, Fisheries and Oceans Canada is committed to five strategic outcomes — the long-term and enduring benefits that Canadians derive from the Department's vision and efforts. These outcomes describe the difference the Department is mandated to make, and they usually require the combined resources and sustained effort of many partners over a long period of time. In previous departmental performance reports and reports on plans and



priorities, strategic outcomes were referred to as mandate objectives or long-term priorities and goals.

The five strategic outcomes are as follows:

- Management and protection of fisheries resources. The goal is to conserve Canada's fisheries resources to ensure that they are used sustainably in a self-reliant fishery. In pursuit of this goal, the important contributions of the provinces and territories must be recognized. The Department must also manage fisheries resources in a manner consistent with Aboriginal and treaty rights. As well, it is essential that effective international arrangements be in place that will prevent foreign overfishing and safeguard resources under international treaties.
- Protection of the marine and freshwater environment. Our goal is to protect marine and freshwater environments and ecosystems and, thus, to support their sustainable use for fisheries, eco-tourism, recreational boating, etc. To achieve this goal, the Department must take a proactive, coherent, results-oriented approach that includes working with clients, partners, and other levels of government to manage and protect freshwater fish habitat and marine and estuarine ecosystems, and to reduce the effects of pollution on marine ecosystems.
- Understanding of the oceans and aquatic resources. The goal is to improve, apply, and communicate to all Canadians knowledge about Canada's oceans and its marine and freshwater fisheries resources. This knowledge will support the activities of clients, partners, and the Department's operational branches.
- Maritime safety. The Department's goal is to continually improve safety in Canada's waterways by reducing the number and severity of collisions and groundings, helping people in distress and in danger, and preventing loss of life and damage to property.
- Maritime commerce and ocean development. The Department's goal is to provide the policy, regulatory framework, and operational services and infrastructure that support commercially sustainable maritime industries. We also provide the Department of Foreign Affairs and International Trade with scientific and technical support for its efforts to liberalize trade in the fisheries and oceans sector.



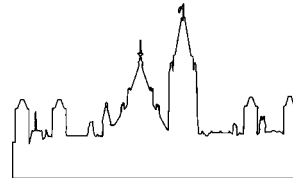
In support of these strategic outcomes, we are committed to:

- striving to continuously improve relations with our clients, as well as involving clients more effectively in key decision-making processes, information sharing, and program-delivery mechanisms; and
- making managers accountable for promoting a working environment that provides clear direction and fosters mutual respect, teamwork, and professionalism, while delivering quality service to clients, and in which all employees share responsibility for the renewal of the Department and for the development of their own careers.

### 2.3 Moving forward on the Government's agenda

On January 30, 2001, the *Speech from the Throne* laid out the government's agenda for its present mandate. The speech highlighted a number of areas where Fisheries and Oceans Canada plays a key role. These include the sustainable management of Canada's oceans (A clean environment); environment, natural resources management, and oceans research (Innovation); strengthening research capacity (Innovation); and support to First Nations communities in strengthening governance (Sharing opportunity). Over the coming years, we will continue our work in support of these important government priorities.


Throughout this report, activities contributing to these priorities are indicated by symbols similar to that on the right.



### 2.4 Working with others toward a common goal

In many instances, the Department is not the only factor influencing a desired outcome. We are often involved in federal-provincial-territorial relations, as well as collaboration with stakeholders, industry, and Aboriginal peoples. These collaborative efforts, called *horizontal initiatives*, do not necessarily entail the exchange of resources; our partners might, for instance, provide facilities or equipment to do research, or they could contribute specialized knowledge. The Department's response to the Supreme Court of Canada's decision in *Marshall* is an example of such an initiative, involving collaboration with Indian and Northern Affairs Canada.

Horizontal initiatives are indicated in this document with the symbol on the right.



### 2.5 What challenges do we face?


Canadians at large depend on the activities of Fisheries and Oceans Canada. In addition, activities affecting our oceans, waterways, and resources have impacts that are felt internationally. For example, the commercial and recreational boating communities expect safe navigable waterways. When accidents happen, the public expects that we will be there to rescue them. Therefore, we must anticipate and understand emerging trends and develop the appropriate policies, programs, and services to respond in ways that will benefit Canadians.

#### **Using Canada's oceans and freshwater resources**

Canada's oceans and freshwater resources play an important role in the global ecosystem and are supporting a growing number of industries. Our challenges in this area include:

- protecting a fragile resource and the environment. The fragility of stocks due to overfishing, and environmental impacts on the oceans and fish habitat, has led to significant changes in the composition of aquatic species. Examples





are the decrease in stocks of Pacific salmon and Atlantic groundfish as well as the short-term increases in shrimp and crab.

- ❑ striking a balance between using and protecting a resource. Although there is already excess participation and low profitability in some fisheries, there is continuing pressure to provide broad-based access. This challenge is made more acute by the need to increase Aboriginal participation in the fisheries.
- ❑ dealing with the emerging importance of the North. Issues of sovereignty, the effects of climate change, and the impacts of oil and gas exploration and development have highlighted the growing importance of the North.
- ❑ balancing diverse interests. Sustainable management of Canada's aquatic resources for multiple users of Canada's oceans, rivers, and lakes (for example, shipping, fishing, aquaculture, eco-tourism, recreational boating, as well as oil and gas exploration and development) emphasizes the need for an integrated management approach — one that recognizes shared responsibility and collaboration.
- ❑ growing and harvesting a new resource. Although aquaculture offers potential for great economic and social benefits, it is not without its challenges. The growth of the industry must be balanced against the protection of the wild fishery, safety, and public acceptance.
- ❑ building partnerships. Managing and protecting Canada's waters and aquatic resources is a significant challenge — one that government cannot do alone. Building the fisheries of the future must consider stakeholders' desire for more transparency and greater participation in decision making, as well as changes in the roles of all concerned.

Ultimately, in continuing to fulfil our mandate, involving partnerships with commercial and recreational user groups, Aboriginal communities, and our federal/provincial/territorial colleagues, our challenge is to ensure the sustainable use of Canada's oceans and freshwater resources.

### ***Rapidly changing technology***

Advances in information and communication technologies continue to transform the way we do business. Technological advances are allowing for faster delivery of information and more effective and cost-efficient services to clients. Traditional products and services in the areas of navigation and hydrographic charting are evolving to meet the changing needs of clients. Easier access to government information is leading to increasing and changing expectations of the public. Though providing great benefits, technological changes affect our resources and our workforce, including our recruitment and retention strategies.

### ***Working with Canadians, stakeholders, provinces, and territories***

The Department cannot succeed in isolation. Engaging citizens in the design, development, and evaluation of our public policies, programs, and operational services is critical to our success.

#### **Did you know?**

Licences can now be bought using an automated licence fee payment system.

The challenge of using fisheries resources to further the economic development aspirations of many coastal First Nations involves working together to seek productive and respectful relationships with Aboriginal communities. The Department continues to work closely with Indian and Northern Affairs Canada and First Nations to implement programs in this area.

Collaborative relations between federal, provincial, and territorial governments are also key to the success of the Department. Addressing the challenges in the area of freshwater resources requires a concerted and co-operative effort on the part of all governments, particularly in the face of growing public concern for, and awareness of, freshwater issues.

### **Management challenges**

Meeting the aforementioned challenges creates increasing demands and pressures on our human and financial resources. Responding to these additional requirements within existing resources requires flexible and responsive management and proactive investment in our key assets.

Of particular concern is the continued viability of the Fleet in support of the Department's strategic outcomes and broader government programs and policies. While efforts to enhance the effectiveness of our management of the Fleet and to modernize the Fleet are ongoing, significant investment will be required to ensure its operational viability into the future.

A further challenge involves the growing environmental protection role we are playing in the areas of fish habitat, navigable waters, sustainable aquaculture, and hazardous noxious substances. Public and stakeholder expectations concerning this role are placing pressure on our ability to effectively meet our regulatory responsibilities.

### **Results-based management**

Our strategic planning framework allows us to refine objectives and priorities that are responsive to the broader government agenda and to public and stakeholder expectations. Focusing on the benefits we seek to provide for Canadians while continuing to monitor trends in the environment and our performance will help us to deliver programs and services more effectively and efficiently. A review of our planning, reporting, and accountability structure will ensure that we have the appropriate governance and funding structures for delivering results to Canadians.

## **2.6 Sustainable development strategies**

Canadians are increasingly aware of the competing pressures affecting Canada's oceans and freshwater resources. The Government of Canada recognizes the fundamental relationship between environmental health, a healthy economy, and a social quality of life in Canada. Through amendments to the *Auditor General Act* in 1995, Ministers are required to table in Parliament sustainable development strategies that outline their department's objectives and plans for action to further




### **Did you know?**

Our relationship with **volunteers** is vital to the Department's success. Throughout 2001, the International Year of Volunteers, we recognized the contribution of more than 500 volunteer organizations that continually assist us in a variety of activities including data collection, habitat restoration, small craft harbour maintenance, boating safety, and search and rescue operations.

### **Did you know?**

Progress has been made in addressing our strategic priorities of policy renewal, financial stability, program integrity, and organizational effectiveness.



 [http://www.dfo-mpo.gc.ca/sds-sdd/index\\_e.htm](http://www.dfo-mpo.gc.ca/sds-sdd/index_e.htm)

sustainable development, and to update these strategies at least once every three years.

The principles of sustainable development are central to our mandate and responsibilities. Much of the Department's policy development, such as Canada's Oceans Strategy, the Aquaculture Policy Framework, and the Atlantic Fisheries Policy Review, is rooted within sustainable development. Our *Sustainable Development Strategy 2001-2003* expresses our commitment to sustainable development through the protection of our natural environment, sustainable use of natural resources, and economic and social benefits for Canadians now and in the future. The Strategy describes comprehensive outcomes and activities under four themes:

- new forms of governance and shared stewardship: making decisions that seek to recognize the complex interrelationships within and between the three elements of sustainable development.
- knowledge and technology for sustainable development: adapting quickly to increasing complexity and interdependence in a dynamic operating environment.
- sustainable operations: reducing the environmental impact of our operations.
- managing for progress and performance: monitoring and assessing our sustainable development goals and outcomes.

A number of the Department's sustainable development commitments are embodied within the report and are flagged by this symbol.



## **2.7 How do we achieve our outcomes?**

Our five strategic outcomes are achieved through the activities of eleven business lines organized into seven sectors. Business lines are the service areas on which the Department currently reports its financial data. For a description of each business line and the associated resources, refer to Section 5 of this document.

Each business line is associated with one or more strategic outcomes. The table on page 13 shows the relationship of each business line to our five strategic outcomes, the actual expenditures for 2001-02, and the Assistant Deputy Minister (ADM) responsible for the achievement of the outcomes. Since the financial systems in place do not support a precise allocation of resources to strategic outcomes, the financial information presented in the table provides a fair approximation of resources by strategic outcome.

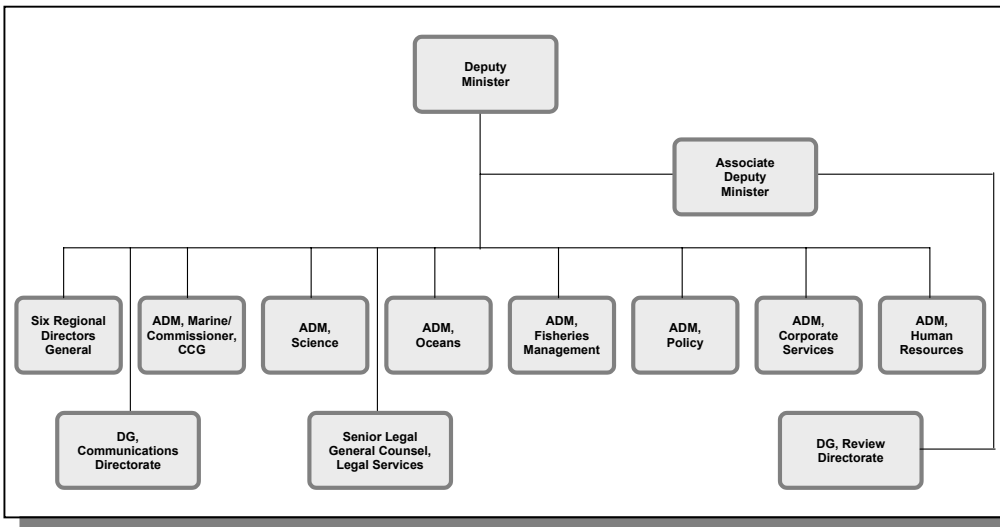
Relationship of 2001-02 Actual Resources to Departmental Strategic Outcomes


(millions of dollars)		Departmental Strategic Outcome*					Headquarters Responsibility	
		Management and protection of fisheries resources	Protection of marine and freshwater environment	Understanding of the oceans and aquatic resources	Maritime safety	Maritime commerce and ocean development		
<b>Business Line</b>								
Marine Navigation Services	80.9	10.4	145.3	3.9	212.2	68.0	ADM, Marine/Commissioner, CCG	439.8
Marine Communications and Traffic Services	67.8							
Icebreaking Operations	44.8							
Rescue, Safety and Environmental Response	116.8							
Fleet Management	129.5							
Fisheries and Oceans Science	159.8	—	—	162.4	39.2	—	ADM, Science	201.6
Hydrography	41.8							
Habitat Management and Environmental Science**	101.5	—	101.5	—	—	—	ADM, Oceans	101.5
Fisheries Management	369.5	369.5	—	—	—	—	ADM, Fisheries Management	369.5
Harbours	84.0	—	1.0	—	70.3	12.7	ADM, Corporate Services	84.0
Policy and Internal Services	315.6	99.6	64.9	43.5	84.2	23.4	ADM, Corporate Services ADM, Policy ADM, Human Resources	315.6
<b>Total</b>	<b>1,512.0</b>	<b>479.5</b>	<b>312.7</b>	<b>209.8</b>	<b>405.9</b>	<b>104.1</b>		

\* The distribution of resources by strategic outcome is an approximation.

\*\* As a result of the January 18, 2002, consolidation of the Department's scientific program, the Environmental Science component of the Habitat Management and Environmental Science business line will be shown under the responsibility of the ADM Science in future reporting documents.

The Department has seven ADMs, and each is responsible for one or more business lines. The ADMs establish national objectives, policies and procedures, and standards for their respective business lines.





Fisheries and Oceans Canada operates across Canada from six regional offices, as well as national headquarters in Ottawa. The regions and their headquarters are as follows:

- Newfoundland — St. John's, Newfoundland;
- Maritimes — Dartmouth, Nova Scotia;
- Gulf — Moncton, New Brunswick;
- Québec — Québec City, Québec;
- Central and Arctic — Winnipeg, Manitoba; and
- Pacific — Vancouver, British Columbia.

 [http://www.dfo-mpo.gc.ca/regions\\_e.htm](http://www.dfo-mpo.gc.ca/regions_e.htm)



### Did you know?


We have several research institutes in regional offices; see [http://www.dfo-mpo.gc.ca/dfo-mpo/instit\\_e.htm](http://www.dfo-mpo.gc.ca/dfo-mpo/instit_e.htm)


Each of the six regions is headed by a Regional Director General in regional headquarters. The Regional Directors General are responsible for organizing and managing the delivery of programs and activities in their regions in accordance with national and regional priorities, as well as with national performance parameters set for each program and activity. Their role is to mobilize the process and translate the strategic direction into actions at the field level.

## Section 3 — Departmental Performance

### *In this section:*

- ◆ *Overview* *Page 16*
- ◆ *Fleet Management —A platform to deliver our services* *Page 17*
- ◆ *Management and protection of fisheries resources* *Page 20*
- ◆ *Protection of the marine and freshwater environment* *Page 30*
- ◆ *Understanding of the oceans and aquatic resources* *Page 41*
- ◆ *Maritime safety* *Page 48*
- ◆ *Maritime commerce and ocean development* *Page 57*





<http://review-examen.ncr.dfo-mpo.gc.ca/Performance/texts/High%20Level%20Performance%20Report/3525%20DFO%20PerfRep%20FINAL.pdf>

## Overview

Fisheries and Oceans Canada is strongly committed to managing for results. To that end, we seek to measure and report on our performance as it relates to our strategic outcomes. A preliminary high-level performance framework based on a set of 19 indicators has been developed. In November 2001, a prototype report was circulated within the Department to illustrate how these indicators could be used to demonstrate progress with respect to our five strategic outcomes. Each indicator is associated with one of the Department's strategic outcomes. These high-level indicators are still being reviewed to determine which ones are most meaningful and which ones need to be modified, amalgamated, or eliminated.

Performance at the high level captured in these indicators is strongly influenced by factors outside the Department's control, such as weather conditions, industry behaviour, market prices, and the actions of other departments and other levels of government. It is therefore seldom possible to attribute performance to departmental actions alone.

This section presents information on departmental performance by strategic outcome. Wherever possible, we use the performance indicators mentioned above to describe performance; we also refer to other indicators in the course of our discussion of departmental performance. For each strategic outcome, this discussion covers the following:

- What's involved? The activities the Department performs to support the strategic outcome.
- Who's involved? The organizations that help us achieve a strategic outcome, as well as the stakeholders who benefit from our services.
- What's been happening? Highlights of recent events and notable challenges related to the strategic outcome.
- What did we accomplish? The achievements and resources associated with the strategic outcome. If possible, accomplishments are discussed in terms of commitments made in the *2001-02 Report on Plans and Priorities*. Since financial reporting takes place by business line, the resources linked with strategic outcomes are estimates.
- What's next? A description of the steps we will be taking in the coming years to achieve the strategic outcome.
- At a glance! A preliminary graphic representation of how we achieve the strategic outcome that will be refined in future reporting documents. It also provides a link to the financial tables, which are compiled by business line.

The Department continues to review its planning and reporting mechanisms to ensure that its strategic outcomes and desired results are expressed in clear terms that can be measured objectively. This will allow Canadians to have confidence in the performance information that the Department presents.



[http://www.tbs-sct.gc.ca/tb/estimate/20002001/rFO\\_e.pdf](http://www.tbs-sct.gc.ca/tb/estimate/20002001/rFO_e.pdf)

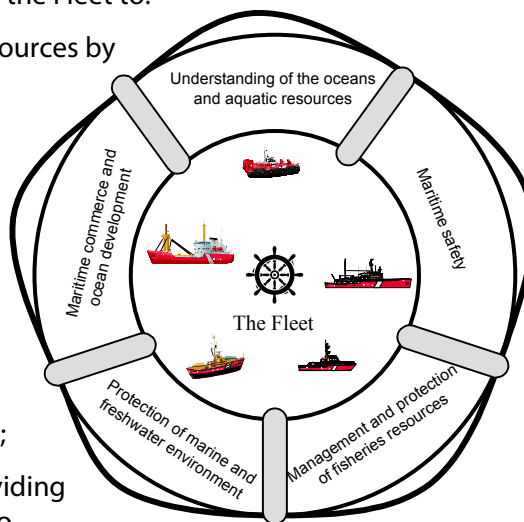
## ***Fleet Management — A platform to deliver our services***

The Department owns and operates the largest civilian vessel and air fleet in the federal government. This Fleet consists of 111 operational vessels and 27 helicopters and employs approximately 2,500 people. Our Fleet must be operational 24 hours a day, 365 days a year, covering the world's longest coastline (Atlantic, Pacific, and Arctic coasts) and largest territorial waters.

### ***How do we contribute to the Department's mandate?***

Canadians depend on the services of the Fleet to:


- manage and protect fisheries resources by providing surveillance to protect fisheries stocks (see Section 3.1);
- protect the marine and freshwater environment by responding to marine pollution emergencies (see Section 3.2);
- understand the oceans and aquatic resources by providing vessels to conduct scientific marine research (see Section 3.3);
- maintain maritime safety by providing search and rescue services, aids to navigation, and icebreaking services (see Section 3.4); and
- facilitate maritime commerce and ocean development by providing route assistance to cargo ships and making possible the transportation of supplies in northern settlements (see Section 3.5).




### ***How do we contribute to other departments' mandates?***

Our Fleet also supports the activities of various federal government departments and other organizations. For example:


- We provide sea and air transportation to Environment Canada's Meteorological Services of Canada in remote sites and elsewhere. This enables them to provide ice information and weather information, as well as to deploy and maintain marine (deep sea) weather buoys and automatic weather stations.
- We provide sea and air transportation to assist the Natural Sciences and Engineering Research Council of Canada in its scientific research aimed at enhancing knowledge of oceans and aquatic resources.



**FLEET  
MANAGEMENT**







- We share equipment, facilities, transportation, and personnel services with the Royal Canadian Mounted Police for enforcement activities.
- We provide sea and air support to National Defence during national emergencies, and we provide Royal Canadian Sea Cadets with experience at sea on board our vessels.
- We provide vessel support to Canada Customs and Revenue Agency and Citizenship and Immigration Canada to carry out their law enforcement role on Canadian waters.
- We assist the Japan Marine Science and Technology Centre in furthering the development of basic and applied scientific ocean research, with the goal of advancing knowledge and understanding of the world's oceans and seas.

### ***How well are we doing?***

We are currently developing performance measures to give us an indication of the impact and efficiency of our services. We want to ensure that we are focusing on the correct priorities. We intend to complete the development of our indicators during this fiscal year. This will position us to begin reporting baseline data in next year's *Departmental Performance Report*. Performance measurement will allow us to determine the effectiveness of our services and to adjust to serve our clients more efficiently.

### ***Response to the reports of the Auditor General of Canada and the Standing Committee on Public Accounts***

Chapter 31 of the *2000 Report of the Auditor General of Canada* reviewed the management of our Fleet. This report highlighted key areas for improvement and the management initiatives needed to achieve them. The Standing Committee on Public Accounts reviewed the Auditor General's report and made observations and recommendations of its own.

In response to the Auditor General's report, the Fleet Management Renewal Initiative was established in February 2001 to develop an action plan and recommend how to improve the management of our Fleet. An action plan for improvement is now in place covering the following elements:

- performance management;
- relevant management roles, relationships, and interfaces;
- resource allocation;
- vessel crewing;
- operational requirements;
- resource utilization and redeployment mechanisms; and
- management support, including a multi-year planning framework, life-cycle materiel management, and long-term capital plans.

 [http://www.oag-bvg.gc.ca/domino/reports.nsf/html/00menu\\_e.html](http://www.oag-bvg.gc.ca/domino/reports.nsf/html/00menu_e.html)

 <http://www.parl.gc.ca/InfoComDoc/37/1/PACC/Studies/Reports/PACCRP22-E.htm>

We highlighted the operations of the Fleet in the *2002-03 Report on Plans and Priorities*; performance will be discussed in subsequent performance reports.

A framework for service agreements between the Fleet and other areas of the Department has been put in place. This will allow the Department to identify and discuss service gaps in two areas: the gap in program service requiring Fleet participation and the gap in service due to Fleet capacity. Fleet plans and priorities, along with the actions needed to address these gaps, will be discussed in the *Report on Plans and Priorities* for 2003-04.


The Department's Review Directorate has been charged with monitoring our adherence to the action plan for the management of our Fleet and the efficiencies gained by implementing the plan. We will use subsequent Departmental Performance Reports to highlight this information.

### ***How do we maintain our asset base?***

The Canadian Coast Guard's asset base is essential to delivering services to our clients. This asset base consists of a wide range of items, from handheld radios to buoys to vessels. There are 22 different classes of vessel in the Fleet, ranging from heavy icebreakers to inshore multi-task patrol vessels. The asset base also includes 22 Marine Communications and Traffic Services Centres. These Centres detect distress situations and ensure that timely assistance is provided. Centres do this by monitoring international distress and calling frequencies and broadcasting maritime safety information. The information broadcast includes weather bulletins, ice information, and notices to shipping.

While repairing our asset base can be costly, failure to do so both jeopardizes our capacity to deliver our services and puts lives at risk. We are taking steps to address this issue. To ensure that our assets are maintained in a mission-ready state throughout their life cycle, we are developing a Life Cycle Materiel Management System. This system divides an asset's life cycle into four stages: conception (assessment and planning), acquisition, in-service (operation, use, and maintenance), and disposal (retirement). The Life Cycle Materiel Management System we are developing is a national program, with national headquarters providing strategic-level management and the regions providing operational-level management and delivery. We expect this system to be fully implemented by 2004.





---

## **3.1 Management and protection of fisheries resources**

**Conservation of Canada's fishery resources**

**Sustainable utilization of Canada's fishery resources**

**Environmental and economic stability in the fisheries**

### **Did you know?**

The management and protection of fisheries resources is highly operational and decentralized, with most of our 1,600 staff members located in small communities.

---

### **3.1.1 What's involved?**

Fisheries and Oceans Canada is responsible for "the conservation and sustainable utilization of Canada's resources in marine and inland waters." Achieving this requires co-operation with stakeholders to conserve and practice sustainable use of these resources and fish habitats for the benefit of present and future generations. Core departmental functions include the following:

- protecting, conserving, and ensuring sustainable use of fisheries resources;
- providing for the fair allocation and distribution of fisheries resources among users;
- managing the fishery in a spirit of partnership with the fishing industry, recognizing the socio-economic needs of both industry enterprises and communities;
- conducting surveillance and enforcement programs in support of the *Fisheries Act* and the *Coastal Fisheries Protection Act*;
- ensuring that Aboriginal and treaty rights are addressed in the formulation and implementation of fisheries management policies, plans, and programs;
- conducting international negotiations to advance conservation and assert Canadian interests on internationally managed fish stocks; and
- supporting hatchery production and release of salmon in the Pacific to rebuild depressed stocks, sustain fishing opportunities, and restore fish habitat critical to the well-being of wild salmon stocks.

### Did you know?

The basic building block for fisheries management is usually an individual fish species or stock — a fishery. Management of a fishery involves the following:

- estimating the abundance of the species/stock on the basis of scientific assessment.
- identifying the risks associated with harvesting the resource.
- designing harvesting plans based on licence holders' activity, vessel size, and fishing gear.
- allocating the available resource among those with access to it — usually existing licence holders.
- developing a plan to manage fishing activity. This involves resource managers collaborating with fishing representatives and Fisheries Management staff in a process called Integrated Fisheries Management Planning. This approach is designed to ensure that fisheries management plans are based on clear and measurable objectives.
- enforcing the provisions of the plan.
- reviewing the plan after the fishing season to assess compliance with the plan's objectives and to develop the basis for the next cycle.

### 3.1.2 Who's involved?

Our diverse and highly localized operations reflect the Canadian fishery. For example, there are approximately 58,400 registered commercial fishers in Canada — 42,700 in the Atlantic, 8,700 in the Pacific, and 7,000 in the Central and Arctic regions. In addition, about 3.6 million people fish recreationally — including 500,000 on the coasts, 3.1 million inland, and almost 900,000 visitors to the country.

Fisheries and Oceans Canada works with hundreds of Aboriginal communities in Canada regarding the exercise of their Aboriginal and modern treaty harvesting rights.

The fisheries remain a mainstay for the economy of approximately 1,500 coastal communities.

### 3.1.3 What's been happening?


The Atlantic and Pacific fisheries have been through a decade of challenges and adjustment involving groundfish in the Atlantic and salmon in the Pacific. As well, responding to the Supreme Court of Canada's *Marshall* decision has involved a substantial increase in Aboriginal participation in the Atlantic commercial fishery.

Groundfish stocks on the Atlantic coast have not recovered from their low levels of the past decade. Pacific salmon stocks show definite signs of improvement as a result of management measures introduced in the late 1990s and improved ocean survival. However, some stocks remain depressed and will continue to require strong conservation measures. The abundance of northern shrimp is the highest in recent times, and Atlantic snow crab abundance also continues to be high. Atlantic lobster catches remain at historically high levels but are starting to show signs of declining in some areas.

A further challenge that has emerged is the role of new interests in fisheries management. With the adoption of the *Oceans Act*, groups other than fishing interests are seeking input on resource management. Environmental groups,




**MANAGEMENT AND PROTECTION  
OF FISHERIES RESOURCES**



### Did you know?

Anglers spent an estimated \$6.7 billion in Canada, of which \$2.4 billion was directly associated with recreational fishing.



### Did you know?


Canada's commercial fishing sector consists largely of many small-scale, multi-species operations involving an estimated 24,000 vessels. Of these vessels, 98% are less than 65 feet long.

communities, and others, such as eco-tourists, want to be involved in the development and planning of fisheries management policy.

In response to these challenges, fundamental changes have been initiated to create a fishery that is environmentally and economically stable and commercially viable. These changes are intended to ensure that our fisheries resources are used in a sustainable manner and that the resource is available for future generations of Canadians.

### 3.1.4 What did we accomplish?

Approximately 32% of the Department's total expenditures for 2001-02 — or \$479.5 million — was used to manage and protect fisheries resources. These expenditures include \$151.2 million in grants and contributions, which in turn include contributions of \$86.8 million for the Fisheries Access Program under the government's response to the *Marshall* decision and contributions of \$35.9 million to support increased Native participation in commercial fisheries, co-operative fisheries management arrangements, and consultations respecting Aboriginal fisheries arrangements.



In the year ending March 31, 2002, our key accomplishments in the area of management and protection of fisheries resources were as follows.

### **We continued to advance our Fisheries Management Renewal initiative**

#### *The Atlantic Fisheries Policy Review*

The objective of the Atlantic Fisheries Policy Review is to build a consistent and cohesive policy framework for the management of Canada's East Coast fish stocks. In February 2001, we released a discussion document, *The Management of Fisheries on Canada's Atlantic Coast*, that outlines broad objectives and proposes principles centred on four main policy themes: conservation, economic and social viability, access and allocation, and governance.

Nineteen public consultation sessions were conducted throughout Atlantic Canada, Québec, and Nunavut. A summary of feedback from these sessions was released in September 2001. Work has now started on drafting a policy framework that will provide a broad vision for Atlantic fisheries, establish principles to guide decision making, and provide clarity with respect to objectives, roles, and responsibilities.

Within the context of the Atlantic Fisheries Policy Review, the Independent Panel on Access Criteria was established in June 2001. This Panel's purpose was to examine decision-making criteria and processes for providing new or additional access to fish stocks that have increased in abundance or value, or to new/emerging commercial fisheries. The Panel submitted a report to the Minister in March 2002, and it included seven recommendations. The report was released to the public in April 2002.



Atlantic Fisheries Policy review (p. 17)



Outcome: 1.1.1 - 1.1.4  
[http://www.dfo-mpo.gc.ca/sds-sdd/index\\_e.htm](http://www.dfo-mpo.gc.ca/sds-sdd/index_e.htm)



<http://www.dfo-mpo.gc.ca/afpr-rppa/IPAC>

### *Pacific New Directions*

The Department initiated a number of policy renewal initiatives to address challenges in the Pacific salmon fisheries. The *New Direction* policy papers are intended to clarify policy direction for the management of Pacific salmon fisheries. They address promotion of conservation-based fisheries, community-based stewardship initiatives, restoration and enhancement work for fish habitat, and an improvement in consultation processes to ensure that all parties are able to participate in fisheries management decision making.

The first paper, *A New Direction for Canada's Pacific Salmon Fisheries*, was released in October 1998 and presented a series of principles in the areas of conservation, sustainable use, and improved decision making. Other policy papers that have been released for public consultation or finalized include *An Allocation Policy for Pacific Salmon* (October 1999), *Wild Salmon Policy — Discussion Paper* (March 2000), *A Framework for Improved Decision-Making in the Pacific Salmon Fishery - Discussion Paper* (June 2000), and *A Policy for Selective Fishing in Canada's Pacific Fisheries* (January 2001).

### *National Policy Framework*

A National Policy Framework was initiated in 2001 to serve as an overarching set of policy principles for fisheries management in Canada. This policy will inform regionally and locally based initiatives and outline future directions for fisheries management in Canada connected to policy work already under way involving the Atlantic Fisheries Policy Review, Pacific New Directions, and Aboriginal policy efforts.

### *Operational modernization*

A number of initiatives are under way to modernize and standardize our Integrated Fisheries Management Plans. The purpose of these initiatives is to develop more accurate and comparable data across fisheries and to use this data in our decision making. These initiatives include the following:

- ❑ Objectives-Based Fisheries Management (OBFM) — developing, for each fishery, clear and measurable fisheries management objectives. OBFM is being tested through pilot fisheries across Canada.
- ❑ the development of performance measures — in conjunction with OBFM, ensuring that each fisheries management plan is able to measure its objectives effectively, and that certain common measurable elements are recorded in each plan.
- ❑ cost attribution — standardizing the allocation of costs to each fishery and fisheries management plan.
- ❑ the Fisheries Information Management Project — developing data-collection and reporting protocols that will take advantage of modern technologies to provide accurate and timely reporting in a consistent and reliable format.



#### MANAGEMENT AND PROTECTION OF FISHERIES RESOURCES



West Coast policy initiative (p. 17)




<http://www.comm.pac.dfo-mpo.gc.ca>



Outcome: 2B.2.1  
[http://www.dfo-mpo.gc.ca/sds-sdd/index\\_e.htm](http://www.dfo-mpo.gc.ca/sds-sdd/index_e.htm)

#### Did you know?


Canadians volunteer 1.1 million days of their time to perform tasks such as cleaning fish habitat.



Protection of fish stocks (p. 17)



Outcome: 2A.1.4  
[http://www.dfo-mpo.gc.ca/sds-sdd/index\\_e.htm](http://www.dfo-mpo.gc.ca/sds-sdd/index_e.htm)



### *International leadership*

The United Nations Fish Stocks Agreement fills in the gaps of the *United Nations Convention on the Law of the Sea* (UNCLOS) with respect to conservation and management of straddling stocks and highly migratory fish stocks on the high seas. Canada ratified this Agreement in August 1999, and it entered into force on December 11, 2001, following the attainment of 31 ratifications out of the 59 countries that have signed the agreement. Canada continues to promote the ratification and effective implementation of this Agreement, especially by key fishing partners such as the European Community and its member states. This involves promoting the adoption of the Agreement's principles, rights, and obligations domestically, regionally, and globally.

### *Legislative renewal*

The *Fisheries Act* is one of the oldest pieces of legislation still in use, and amendments will be required to give effect to new policy frameworks that are being finalized. Options to modernize the *Fisheries Act* are being identified. Amendments will be designed to give enhanced responsibility and accountability to industry, accommodate citizen engagement, and provide for more open and transparent decision making. Other changes to acknowledge the new opportunities arising from aquaculture are also required. Finally, amendments to simplify and streamline regulation of the fishery are required to complement operational reform.

### ***We increased the access of Aboriginal peoples to commercial fisheries***

We continued to implement programs to address the Supreme Court of Canada's *Marshall* decision. Through the Aboriginal Fisheries Strategy, we are also responding to the right to fish for food, social, and ceremonial purposes dealt with in the *Sparrow* decision.

### *Aboriginal treaty rights: The Marshall decision*

In September 1999, the Supreme Court of Canada affirmed the treaty right of Mi'kmaq and Maliseet people to fish, hunt, and gather in pursuit of a "moderate livelihood". In February 2001, Fisheries and Oceans Canada and Indian and Northern Affairs Canada announced measures designed to provide a long-term response to the *Marshall* decision. This long-term strategy is proceeding along two complementary tracks. The first track, led by Indian and Northern Affairs Canada, involves reaching a long-term agreement on issues of Aboriginal and treaty rights. The second track, led by Fisheries and Oceans Canada, is concerned with providing increased First Nations access to the fishery on an immediate basis.

We anticipate meeting our obligations by means of multi-year agreements (one to three years) that grant immediate access to commercial fisheries through voluntary retirement of licences currently held by commercial licence holders, as well as by funding vessels, gear, training, and other capacity-building measures.

In responding to the *Marshall* decision, the Department has recognized 34 bands in the Atlantic as *Marshall* beneficiaries. As of March 31, 2002, 20 First Nations have reached fisheries agreements with the Department. Challenges include substantial

### **Did you know?**

Since November 1999, the program to provide fisheries access to First Nations in response to the *Marshall* decision has retired over 462 enterprises representing over 5% of total commercial fishing enterprises at a total cost of approximately \$150 million.

 <http://www.dfo-mpo.gc.ca/COMMUNIC/Marshall/marshall>

increases in the cost of retiring licences, as well as the difficulty of finding voluntary licence retirement offers in certain fisheries where the access required to fulfil *Marshall* obligations represents a significant proportion of the total fishing fleet. Implementation of these changes is taking longer than expected, and we will be continuing our efforts in this area for an additional two years.

Pressure is growing for a greater Aboriginal role in fisheries management and decision making. We are working with First Nations on an incremental approach to capacity building that is designed to lead to greater fisheries management responsibilities for First Nations communities or larger tribal structures.

#### *Aboriginal Fisheries Strategy/Governance*

In 1990, the Supreme Court of Canada decision in *Sparrow* affirmed an Aboriginal right to fish for food, social, and ceremonial purposes. To respond to the *Sparrow* decision and to provide a framework for regulation of the right, the Department launched the Aboriginal Fisheries Strategy in 1992. This Strategy seeks to provide for the effective management and regulation of the Aboriginal fishery through negotiated agreements. This has resulted in improved conservation, management, and enhancement of the resource. It has also contributed to the economic self-sufficiency of Aboriginal communities.

An integral component of the Aboriginal Fisheries Strategy is the Allocation Transfer Program created in 1994-95. This program facilitates the voluntary retirement of commercial licences and the issuance of licences to eligible Aboriginal groups in a manner that does not add to the existing effort on the resource. The program also provides Aboriginal groups with much-needed employment and income. In 2001-02, 8 licence packages consisting of 21 licences, as well as 27 individual licences and 7 vessels, were retired at a total cost of \$11 million.

An internal review of the Aboriginal Fisheries Strategy is under way. The review will examine the program's successes, draw lessons from the management of Aboriginal fisheries, and advance the program with a proposed new vision. A report on the findings of this review is expected to be completed by next year.

#### ***We continued to manage and protect our fisheries resources***

The majority of the Department's resources are used to support the management and protection of fisheries resources (see page 13). This section highlights key activities in this area for the year ended March 31, 2002.

#### *Allocation and distribution*

A new allocation system was introduced in the Atlantic bluefin fishery to provide the incentive for a possible transition to fleet quotas in the future. A pilot Individual Transferable Quota program was introduced in the Atlantic swordfish fishery. This program should enable industry to better manage this fishery and stay within conservation limits. A decision on sharing of the turbot resource among the fixed gear fleets in the Gulf of St. Lawrence was made after many years of debate, and temporary access was provided across the Atlantic to core fishers in a number



**MANAGEMENT AND PROTECTION  
OF FISHERIES RESOURCES**


#### **Did you know?**

The Aboriginal right to fish to meet food, social, and ceremonial requirements is communal in nature and has priority over other uses, subject to justifiable infringements for such overriding considerations as conservation. The test for whether an infringement is justifiable has two parts: is the infringement for a valid legislative objective; and is the honour of the Crown upheld in the way the right is infringed? We have signed over 125 Aboriginal Fisheries Strategy agreements concerning over 300 Aboriginal communities.




Sustainable  
harvesting  
practices  
(p. 17)





### Did you know?

As a result of conservation measures adopted since 1998, as well as above-average survival conditions, coho stocks in all areas of northern British Columbia have shown a marked increase in recent years. Upper Skeena coho, a stock of significant conservation concern, has dramatically improved. Returns in 2001 exceeded target escapements in many areas, a twentyfold increase over the low abundance of 1997 and five times the recent average escapement level.

 [http://www.ec.gc.ca/enforce/homepage/english/Fisheries\\_Act/compliance\\_e](http://www.ec.gc.ca/enforce/homepage/english/Fisheries_Act/compliance_e)

of snow crab and shrimp fisheries. Work started on the determination of bycatch of threatened and endangered marine turtles in the pelagic longline fishery.

On the Pacific coast, strict conservation measures for coho and chinook salmon continued to result in improved returns. A rockfish conservation plan in which commercial fishing will be reduced by 75% in the Strait of Georgia will be announced early in the new fiscal year. There will be substantial reductions in exploitation rates in other areas.

In the Arctic fisheries, management regimes under Inuit land claims continued to make progress toward more effective shared management. Most noteworthy is the improvement in community management, especially in the western Arctic under the Inuvialuit agreement. Communities are recognizing their role in managing living marine resources and taking on increasing responsibilities. In Nunavut, as a result of exploratory fishing, the Inuit have increased their participation in offshore adjacent fisheries.

### *Conservation and protection*

We continued to evaluate and deploy new monitoring and surveillance technologies, including testing satellite (Radarsat) capabilities for remote monitoring of distant water fisheries and expanding the use of vessel monitoring systems in various commercial fisheries. In 2001-02, departmental fishery officers dealt with 12,227 violations of the *Fisheries Act* and regulations and *Coastal Fisheries Protection Act*, including both fishing and habitat violations, and laid 2,022 charges.

Additional funding was provided for the fisheries aerial surveillance program. This made it possible to enhance our monitoring of vessel activity for both fisheries enforcement and maritime security purposes. Arrangements were also made to better share our aerial surveillance data with other federal agencies such as National Defence.

The Observer Trip Information System is an integrated observer data system designed to collect all data at sea. We developed national data-collection standards for this system to further implement the program across the country.

In co-operation with Environment Canada, we issued a Compliance and Enforcement Policy for the Habitat Protection and Pollution Prevention Provisions of the *Fisheries Act*.

Additional resources were invested in surveillance and enforcement capacity for the Canadian Shellfish Sanitation Program for both aquaculture and the wild shellfish harvest.

### *Canadian Code of Conduct for Responsible Fishing Operations*

The Canadian fishing industry has developed and widely adopted a *Canadian Code of Conduct for Responsible Fishing Operations*. The Code sets out 9 basic principles and 36 guidelines that indicate how the Code should be applied. In February 2002, representatives of over 70 fish harvester organizations from across Canada whose

members have ratified the Code met to plan how to incorporate their Code into fisheries management plans.

A national code for sustainable aquaculture is currently being developed by the Canadian aquaculture industry. This code will link to a number of regional issues or species-specific industry codes of practice that have already been developed.

#### *Freshwater responsibilities*

Our role in freshwater (inland and Arctic) continues to be refined with provinces, territories, other federal departments, and other groups. We have recently implemented a program to assume and assert our full legal responsibilities for fish habitat protection and enforcement across Canada. Consequently, we are expanding habitat enforcement capacity in Ontario and the prairie provinces and working with the provinces to ensure program integrity and avoid duplication of effort.

#### **We continued to improve service delivery**

We have recently taken a number of steps designed to enhance and modernize our service delivery.

Our automatic licence fee payment system, introduced in Québec in 1997 and Newfoundland in 1998, was extended in 2001 to include the Gulf and Maritimes regions. This modernized system allows fishers to pay their licence fees at their preferred financial institution or via automated banking machines. The system is being further extended to accept telephone and Internet banking. A recent independent survey consisting of 400 of the 1,200 users of the payment system was conducted in Québec. The survey found that over 96% of the fishers surveyed who used the new service considered it a significant service improvement.

In summer 2001, we extended the recreational groundfish season in Newfoundland and Labrador and the Lower North Shore of Québec through the implementation of a two-year pilot of a recreational groundfish licence. In the first year of the pilot, the traditional two-weekend (four-day) fishery was replaced with a full season (eight weeks) of access to the fishery. This allowed individuals to fish at times that were convenient for them and in weather conditions that suited them. The pilot also provided us with valuable catch and effort information. Over 87,000 residents and some 4,000 visitors purchased the licence.

#### **3.1.5 What's next?**


The Department is committed to the delivery of services in support of its strategic outcome of managing and protecting fisheries resources. In doing so, Canada's domestic objectives for its fisheries resources cannot be achieved unless we have effective management regimes governing fishing activities beyond our territorial limits. In the Pacific, salmon stocks migrate through United States waters, where they are subject to interception by United States fishers. In the Atlantic, groundfish stocks straddle the 200-nautical mile limit and are therefore available for harvest by foreign fleets. On both coasts, highly migratory stocks of tuna are harvested in



**MANAGEMENT AND PROTECTION  
OF FISHERIES RESOURCES**



Outcome: 1.1.3  
[http://www.dfo-mpo.gc.ca/sds-sdd/index\\_e.htm](http://www.dfo-mpo.gc.ca/sds-sdd/index_e.htm)



international waters and as they pass through the internal waters of many coastal states. It is clear that conservation of stocks will be compromised in the absence of international co-operation on harvesting practices.

In this mix of international regimes, overfishing by foreign fleets on groundfish and shrimp outside 200 nautical miles on the Nose and the Tail of the Grand Banks has gained a high profile in Newfoundland, and pressure is growing for government action.

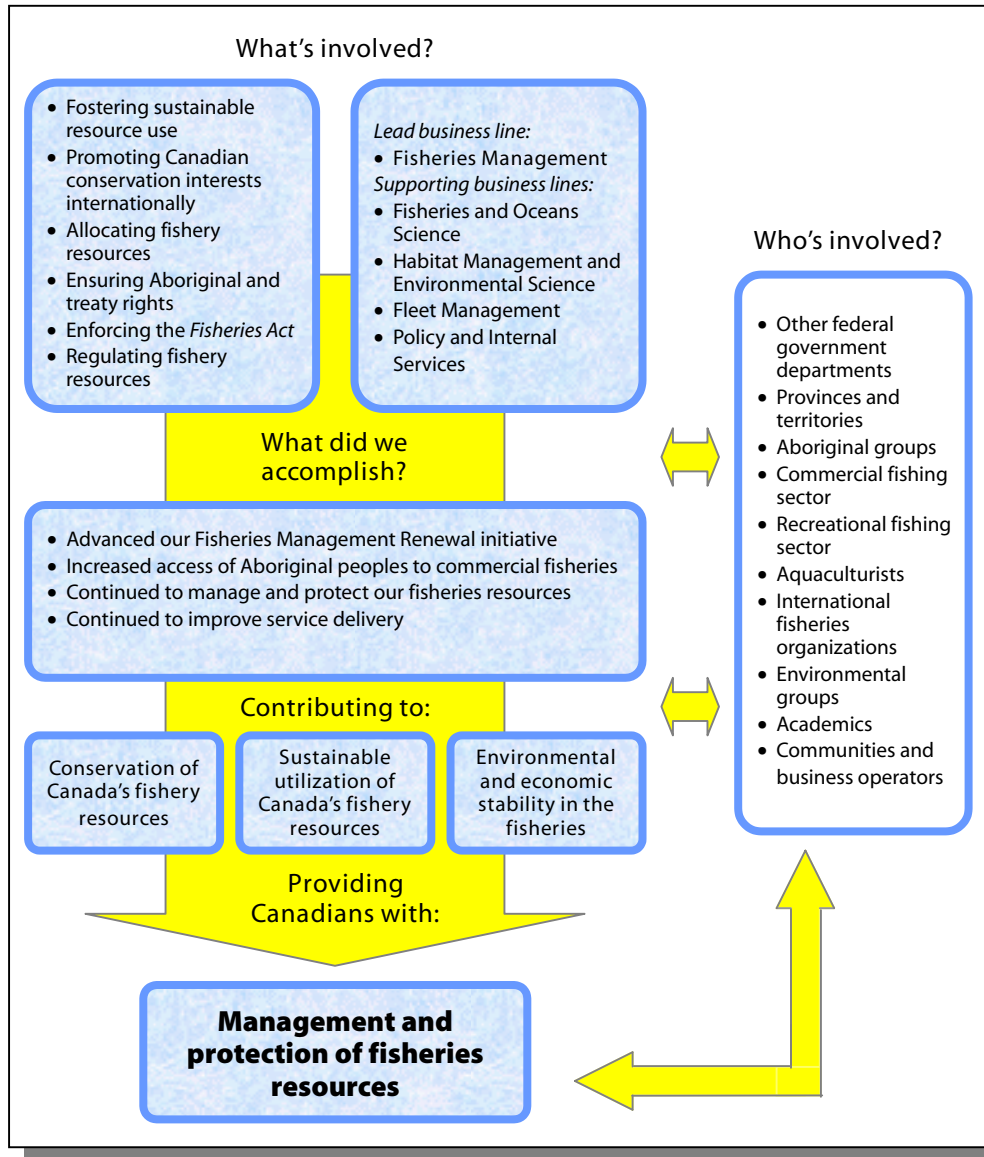
In the delivery of our ongoing operations and key priorities for the Department's domestic and international agenda, we will focus on the following:


- maintaining a precautionary approach to avoid overexploitation of shellfish stocks;
- maintaining strict conservation efforts to ensure rebuilding of groundfish stocks and resist pressure to add fishing effort to more valuable fisheries and reopen groundfish fisheries prematurely;
- conducting international negotiations to advance conservation and assert Canadian interests on internationally managed fish stocks at the upcoming Northwest Atlantic Fisheries Organization meetings in September 2002 and other international forums;
- assisting the fishing industry to meet its socio-economic needs in a manner that respects the precautionary approach to conservation, consistent with the *Canadian Code of Conduct for Responsible Fishing Operations*;
- addressing Aboriginal rights and land claims with First Nations, particularly in British Columbia, where divisiveness exists between Aboriginal and non-Aboriginal harvesting sectors and expected low returns for salmon continue to jeopardize the economic viability of the salmon industry;
- expanding habitat enforcement capacity in Ontario and the prairie provinces in our freshwater role (inland and Arctic) by working with the provinces to ensure program integrity and avoid duplication of effort; and
- continuing to manage surveillance and enforcement programs in support of the *Fisheries Act* and the *Coastal Fisheries Protection Act*.

#### Did you know?

The northern shrimp fishery has grown from 42,152 tonnes in 1996 to 121,215 tonnes in 2001.

### 3.1.6 At a glance!





## 3.2 Protection of the marine and freshwater environment

Conservation and sustainable development of Canada's oceans

Responsible environmental stewardship of marine resources

Conservation, restoration, and development of marine and freshwater habitat

### 3.2.1 What's involved?

Fisheries and Oceans Canada is responsible for policies and programs in support of Canada's economic, ecological, and scientific interests in the oceans and freshwater fish habitat and for the conservation and sustainable utilization of Canada's fisheries resources in marine and inland waters.

To fulfil our mandate, we take a proactive, results-oriented approach to protecting fish habitat; managing estuarine, coastal, and marine ecosystems; reducing the effect of pollution on marine ecosystems; and striving to ensure that all harbours under our jurisdiction meet the strictest environmental standards. These activities support fish stocks or populations that sustain commercial, recreational, or Aboriginal fishing activities of benefit to Canadians.

The Canadian Coast Guard, as the lead federal agency for marine spills, has the responsibility to ensure that appropriate infrastructures, plans, equipment, and trained personnel are readily available to manage an immediate and effective response to marine spills in Canadian waters.

The *Canadian Environmental Assessment Act* requires that the Department conduct environmental assessments before making regulatory decisions under the *Fisheries Act* and the *Navigable Waters Protection Act*. These assessments are typically more complex than those required of other authorities.

### 3.2.2 Who's involved?

We work closely with provincial, territorial, and municipal government agencies, Aboriginal peoples, and Canadians in coastal communities to implement the many programs we have developed to protect the marine and freshwater environment. Partnership arrangements are vital to the conservation and sustainable use of Canada's fisheries resources. The establishment of formal agreements with our partners is key to the efficient delivery of many of our programs and services to Canadians.


Our federal partners include Environment Canada's Canadian Environmental Assessment Agency and Transport Canada. We also partner with industry associations — for example, the Canadian Electrical Association, regarding

 <http://www.dfo-mpo.gc.ca/oceans-habitat/>

#### Did you know?

Fish habitats are parts of the environment on which fish depend, directly or indirectly, to carry out their life processes.

 <http://www.ccg-gcc.gc.ca>



hydroelectric development — to support efficient habitat management operations. We are striving to increase the participation of our partners and stakeholders (environmental non-government organizations and community-based organizations), with special attention to improving our working relationships with First Nations and Aboriginal groups.

Marine spills prevention, preparedness, and response services are provided with the collaboration of partners and stakeholders such as other federal government departments, provincial and municipal governments, ports, the commercial shipping and oil industries, and manufacturers.

### **3.2.3 What's been happening?**

The *Oceans Act* outlines Canada's duties and responsibilities in its oceans territory and provides a legal framework for modern oceans management. The Act calls on the Minister to lead and facilitate the development of a national oceans management strategy. We have responded to the Act by developing a strategy called Canada's Oceans Strategy based on the principles of sustainable development, integrated management, and the precautionary approach. The Strategy calls for the broad application of these principles to all oceans activities. The Strategy will be released in July 2002 and will define the vision, principles, and policy objectives for the future management of Canada's estuarine, coastal, and marine ecosystems.

Good progress has been made on implementing our commitments under the *Oceans Act*. The Department has implemented programs for integrated management planning, marine protected areas, and marine environmental quality. It has also conducted policy work in each of these areas and has initiatives under way on integrated management planning and marine protected areas to test the policy and program principles and objectives. In addition, several structures are now in place to support oceans governance, such as the Minister's Advisory Council on Oceans, a National Oceans Management Research Network, and a federal-provincial-territorial Oceans Task Group under the Canadian Council of Fisheries and Aquaculture Ministers.

We face several challenges. An ever-increasing number of demands are being placed on our oceans and their resources. Aquaculture, oil and gas exploration and development, and eco-tourism have joined traditional fishing and marine transportation as significant ocean industries. The challenge is to support this growth in activity with a strong commitment to the conservation of our marine environment. We face the further challenge of securing the fiscal and human resources necessary to move our oceans agenda forward both within the Department and across the federal government.

The legislative modernization of the *Canada Shipping Act* is being conducted jointly with Transport Canada. The Act clarifies the responsibilities of each department with regard to pollution prevention and response as well as other responsibilities. The first stage is now complete with Parliament's passage of the *Canada Shipping Act, 2001*. The second stage, currently under way, involves a




#### **PROTECTION OF THE MARINE AND FRESHWATER ENVIRONMENT**

##### **Did you know?**

There are approximately 450 designated oil-handling facilities in Canada.

##### **Did you know?**

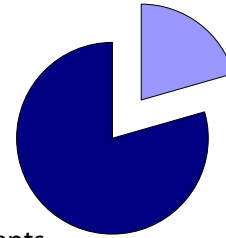
We have 570 designated pollution prevention officers to enforce pollution regulations.



complete modernization of the regulations required to support the Act. The new Act will come into force when the associated regulations are modernized.

### **3.2.4 What did we accomplish?**

Approximately 20% of the Department's total expenditures — or \$312.7 million — for 2001-02 was used to protect the marine and freshwater environment.



In the year ending March 31, 2002, our key accomplishments in the area of protection of the marine and freshwater environment were as follows.

#### ***We continued to develop Canada's Oceans Strategy***

Progress was achieved toward completion of Canada's policy for managing activities affecting coastal, estuarine, and marine ecosystems; this policy is known as Canada's Oceans Strategy. The Strategy acknowledges that oceans governance is a collective responsibility shared by all, and it reflects lessons learned from more than five years of working with Canadians. The existing oceans programs for integrated management, marine protected areas, and marine environmental quality continue to be implemented through an array of projects covering our three oceans. Information (facts and maps) related to these programs is made accessible to the public via the Oceans Programs Activity Tracking system, an Internet tool.



Conservation and sustainable development of Canada's oceans (p. 17)

 <http://www.dfo-mpo.gc.ca/canoceans/>

#### *Integrated management*

The *Policy and Operational Framework for the Integrated Management of Estuarine, Coastal and Marine Environments in Canada* has been developed. It will be released at the same time as Canada's Oceans Strategy, in July 2002. The framework is a working document for Canada's oceans community, and it builds on the experience gained from the integrated management processes initiated in each of Canada's three oceans. These processes include 21 ongoing coastal management areas and 4 large ocean management areas.

Work has been progressing at various paces, depending on the issues surrounding these diverse integrated management initiatives. More specifically, the first multi-stakeholder forum for the Eastern Scotian Shelf Integrated Management initiative was held in February 2002. This forum led to the formation of working groups to address multiple-use issues. Progress was also made on the Beaufort Sea Integrated Management planning initiative, including the completion of ecological, technical, and socio-economic assessment reports.

#### *Marine protected areas*

Marine protected areas may be designated to conserve and protect fisheries resources and their habitats, endangered species and their habitats, unique habitats, and areas of high biodiversity or productivity. Progress to date includes approval of the *Endeavour Hydrothermal Vents Regulation* for republication in



Outcome: 1.1.1  
[http://www.dfo-mpo.gc.ca/sds-sdd/index\\_e.htm](http://www.dfo-mpo.gc.ca/sds-sdd/index_e.htm)

*Canada Gazette* in June 2001. Public consultations on the proposed marine protected areas in Basin Head, Prince Edward Island, and Manicouagan, Québec, were undertaken before initiating the development of a regulatory package. In addition, bilateral discussions were undertaken with stakeholders on the proposed marine protected area in Gully as part of the regulatory process. A number of community-based initiatives (Gilbert Bay, Eastport, Leading Tickles, and Musquash) are being evaluated with the Department's step-by-step evaluation process for marine protected areas.

We also initiated the development of the national system of federal marine protected areas. We have done some preliminary work on a draft discussion paper, and we have developed a prototype web-based mapping system for all federal marine protected areas.

#### *Marine environmental quality*

We provide the science support and guidance for the application of ecosystem-based management to the planning of integrated management and marine protected areas. We have been designing the National Framework for Marine Environmental Quality activities in tandem with the development of the Ecosystem Objectives Framework. The draft Marine Environmental Quality Framework is used to guide the ongoing consistent implementation of the program at the national and local levels and is being refined based on lessons learned. Most of our activities have focused on ecosystem overviews for marine protected areas or integrated management planning areas and the identification of indicators that should be tackled over time. The initiation of the ecosystem-based management and marine environmental quality pilot project in the Eastern Scotian Shelf area will help fine-tune both frameworks.

#### ***We enhanced our capacity to fulfil Canada's domestic and international oceans obligations and provide oceans leadership***

Management of Canada's oceans is based on both national and international obligations and commitments. Canada is considered a leader in the development of approaches to oceans management. We have undertaken a number of science-based initiatives designed to incorporate ecosystem considerations into the development and implementation of fishing and oceans management plans. In addition, we are committed to working with the international community to help strengthen responsible fishing and oceans management practices around the world.

Canada's Oceans Strategy has recognized the significant role that stewardship must play in the implementation of the *Oceans Act*. Through a federal/provincial/territorial stewardship working group, a draft stewardship agenda for Canada has been developed. The agenda's guiding principles are now shaping our efforts to establish a national working group to co-ordinate the development and implementation of the stewardship activities of the Habitat Management and Oceans Programs.




Conservation and sustainable development of Canada's oceans (p. 17)



<http://www.stewardshipcanada.ca>





In June 2001, Canada hosted *Partnerships for Living Oceans*, an international conference on oceans stewardship. Following this conference, the Ocean Management National Research Network, a joint undertaking with the Social Sciences and Humanities Research Council, was launched. This network consists of three research teams and a national secretariat. The teams will take a multidisciplinary approach to research on sustainable oceans. Our efforts have contributed to the international drive to strengthen the global oceans governance regime.



Outcome: 2A.1.1  
[http://www.dfo-mpo.gc.ca/sds-sdd/index\\_e.htm](http://www.dfo-mpo.gc.ca/sds-sdd/index_e.htm)


In November 2001, Canada hosted the Intergovernmental Review for the Global Programme of Action for the Protection of the Marine Environment from Land Based Activities. The Global Programme of Action is an international, non-legally binding agreement signed in Washington in 1995 by Canada and 108 other nations. Canada is the first country in the world to develop a national program of action in support of this agreement.

In December 2001, Fisheries and Oceans Canada participated in and contributed to the conference *Oceans and Coasts at Rio + 10: Assessing Progress, Addressing Continuing and New Challenges*. This conference and the Global Programme of Action meeting are key preparatory meetings to the World Summit on Sustainable Development, to be held in Johannesburg, South Africa, in August/September 2002.

Finally, we continue to participate in the activities of the International Council for the Exploration of the Sea and the Intergovernmental Oceanographic Commission (IOC) pertaining to oceans management, testing, and promoting the Canadian approach to ocean management at the international level. In this context, we are jointly hosting a workshop with the IOC in Ottawa in April 2002. The workshop will assemble technical experts from around the world to deal with the role of indicators in integrated coastal management. The results are to be published by the IOC and circulated internationally.

***We conserved, restored, and developed marine and freshwater habitat***

Under the *Fisheries Act*, we are responsible for conserving and protecting fish and fish habitat from disruptive and destructive activities. We pursue this conservation goal by applying the principle of no net loss of habitat productive capacity, and we seek to balance unavoidable habitat losses with habitat replacement or compensation.

 <http://laws.justice.gc.ca/en/F-14>

Our initial emphasis was habitat conservation and protection on Canada's sea coasts. In 1999, however, we committed to extending our conservation and protection of fish habitat to the country's inland provinces, thus making our Habitat Management Program a true national program.



Conservation, restoration, and development of Canada's marine and freshwater habitats (p. 17)

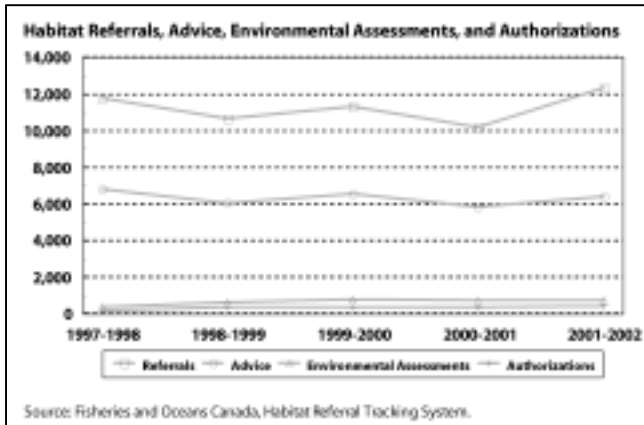


Outcome: 1.1.4  
[http://www.dfo-mpo.gc.ca/sds-sdd/index\\_e.htm](http://www.dfo-mpo.gc.ca/sds-sdd/index_e.htm)

Since 1999, we have significantly expanded the Program in the prairies and Ontario by creating 248 new staff positions and opening 15 new offices. Existing proactive abilities in Québec and Atlantic Canada were enhanced, with resources allocated for stewardship, outreach and education, partnerships, and planning activities. The expansion of the Program has resulted in a strong federal presence

nationally, as well as greater consistency among provinces in how the habitat provisions of the *Fisheries Act* are applied.

The effect of this change can be seen in the accompanying chart on habitat referrals, where preliminary data suggest that referrals increased in 2001-02, largely because of our expanded habitat program in the inland provinces. Other contributing factors include greater levels of economic activity in certain regions of Canada, which led to an increase in the number of development proposals with the potential to harm fish habitat.



Note: In this chart, *Referrals* are the number of development project proposals submitted to the Department for review, *Advice* represents referrals in which proposals were in compliance with the *Fisheries Act*, *Authorizations* are referrals in which a development project caused unavoidable loss of fish habitat, and

*Environmental Assessments* are referrals requiring an environmental assessment under the *Canadian Environmental Assessment Act*.



**We increased the quality and quantity of salmon habitat in British Columbia through community-based restoration projects and sustainable watershed planning and management**

Participation by community-based groups in existing land- and water-use planning or the development of watershed management plans was promoted through a range of stewardship initiatives. These initiatives included outreach and education activities that fostered greater public awareness of fish habitat conservation issues and improved habitat restoration and development practices.


**We ensured that harbours met strict environmental standards**

Canada's oceans touch many and diverse interests. Increasingly, the oceans and the harbours that provide access to them are under environmental threat from pollution caused by land-based and sea-based activities and from the alteration and destruction of habitats and ecosystems.

The 495 harbours that were managed by Harbour Authorities as of March 31, 1999, were required to have environment management plans in place by March 31, 2002. By that date, 460 such plans were in place; this represents almost 75% of the 638 fishing harbours now managed by Harbour Authorities. Last year, 517 environmental assessments were carried out in conjunction with construction and maintenance projects in harbours for which the Department is responsible.

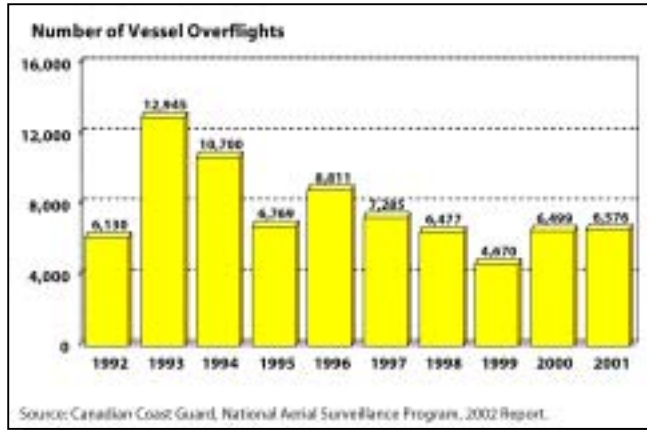


Outcome: 3.14  
[http://www.dfo-mpo.gc.ca/sds-sdd/index\\_e.htm](http://www.dfo-mpo.gc.ca/sds-sdd/index_e.htm)



## **We continued our marine pollution sightings of illegal discharges**

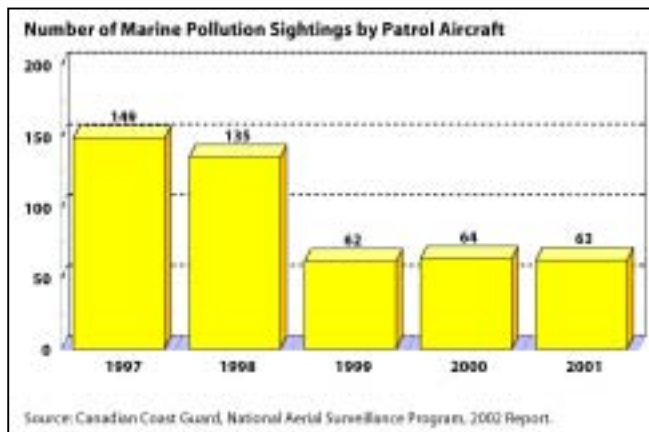
Canada's Aerial Surveillance Program provides reliable information on marine pollution sightings and is the primary detection and deterrence tool for the enforcement of Canada's pollution prevention regulations. While these regulations are enforced under the *Canada Shipping Act*, polluting vessels may be found in



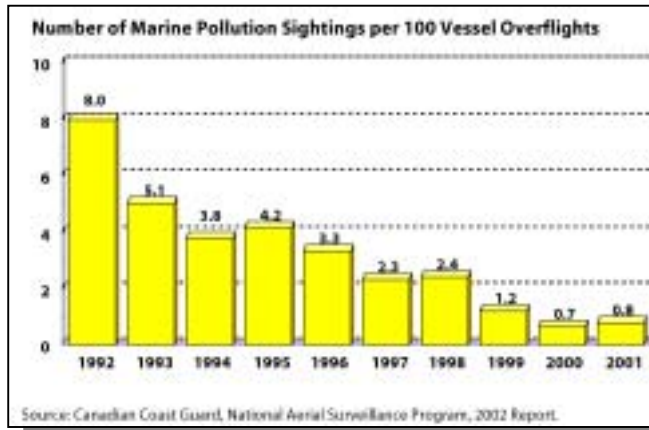
contravention of the *Canadian Environmental Protection Act*, the *Oceans Act*, the *Fisheries Act*, the *Migratory Birds Convention Act*, or the *Great Lakes Water Quality Agreement*. This surveillance program detects and deters intentional pollution, augments Canada's environmental response capability, assists in search and rescue operations, and

provides vessel information to National Defence's security system. Under this program, we conduct aerial surveillance over waters of Canadian interest. We have conducted aerial pollution surveillance observations over the Great Lakes since 1968 as a co-operative measure with the United States.

The number of pollution sightings by patrol aircraft has stabilized in the past three years at 62 to 64 cases a year. Five years ago, the number of sightings was more than double this level.



Pollution sightings per 100 vessel overflights are showing steady improvement. The years 2000 and 2001 are the best on record. In 1992, flight crews recorded 8 discharges of oil per 100 vessel overflights; by 2001, the ratio had declined to one spill per 100 overflights. While this data tends to indicate a decline in pollution sightings, other information (oiled seabird mortality) suggests



an increase. Greater pollution surveillance coverage may deter these discharges and provide evidence of the need for more aggressive prosecution activity.

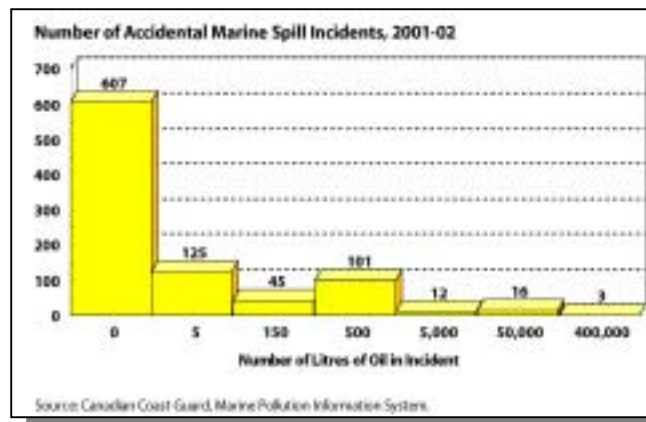
Between 74% and 88 % of observed oil spill incidents cannot be attributed to a specific source and are considered mystery spills. Marine pollution experts believe that illegal discharges are responsible for more than 50% of all oil pollution entering the marine environment.

It is believed that most discharges occur during hours of darkness, when there are no vessel overflights. The ability to observe shipping activities and spills at night would enhance efforts to reduce spills and protect and conserve our marine environment.

Although vessels are observed illegally discharging oil, the number of prosecutions and convictions remains extremely low (six in 2000 and four in 2001). Work is currently under way to revise and improve evidence-gathering procedures and to strengthen enforcement capabilities to ensure that vessels that wilfully pollute in Canadian waters are charged and convicted as appropriate.

### ***We continued to respond to marine spill incidents***

A Marine Pollution Information Reporting System was implemented in summer 2001. It is a national database for collecting information and reporting on all marine pollution incidents. The 2001-02 fiscal year was the first year of operation, giving management a better understanding of marine pollution in Canadian waters. It confirmed that the most serious large spills do not occur very often, but account for the greatest volume of oil spilled. Almost all recorded spills (97%) are less than 500 litres, but 2% of recorded spills account for 87% of the total volume of chemicals and petroleum spilled.




Of 1,594 marine pollution incidents reported during 2001-02, 1,053 were confirmed to be petroleum and chemical spills. The volume and numbers of chemical spills are not significant in comparison with those of petroleum, but the harmful environmental impact could be more severe and long lasting.

During a spill incident, we monitor the response efforts of the polluter. When the polluter is unable, unwilling, or unidentified, we assume management of the incident and ensure an appropriate response. In 2001-02, we monitored the polluter's response on 409 occasions and managed 288 incidents.



Response to marine oil emergencies (p. 18)



Other pollution-related activities include those under the oceanography program that provide inputs to models on the dispersion of pollutants in water. We use remotely sensed data for purposes of conservation and protection, as well as for the monitoring of discharges at sea, such as oil spills. Other departmental programs focus on understanding and modelling circulation in coastal regions, particularly in areas of potential oil and chemical spills. We have also collaborated with other governmental agencies to develop and test oil spill simulation models.

### **3.2.5 What's next?**

We will implement Canada's Oceans Strategy to promote conservation and sustainable development of Canada's oceans and support responsible environmental stewardship of marine resources. Three specific areas of oceans governance will be pursued:

- institutional governance mechanisms — support the establishment of institutional governance mechanisms that co-ordinate decision making across governments;
- integrated planning — develop a program of integrated planning with a view to establishing decision-making structures; and
- citizen engagement — promote oceans stewardship and public awareness.

Canada's Oceans Strategy will be profiled to the international community at the World Summit on Sustainable Development, to be held in Johannesburg, South Africa, in August/September 2002.

We will also strive to build a nationally consistent habitat management program to achieve our goals of conservation, restoration, and development of marine and freshwater habitat. Negotiations related to fish habitat management agreements will continue with the provinces and territories, including New Brunswick, Nova Scotia, Prince Edward Island, Manitoba, and Saskatchewan. To ensure consistent application of the *Fisheries Act* and Habitat Policy, we will continue to develop and implement more focused operational policy and guidance. This will include:

- developing additional clear habitat directives, operational policies, and procedures for staff across the country; and
- delivering the National Habitat Management Training Program for all staff.

In the coming year, we will explore new ways of looking at our ocean resources, as well as new ways of doing business.


Environment Canada, Transport Canada, and Fisheries and Oceans Canada have jointly developed an enforcement annex to the *Atlantic Memorandum of Understanding on Illegal Discharges*. The official signing of this Memorandum of Understanding will take place during the summer of 2002. Stronger evidence is also required from a broader area of coverage at sea. Efforts are under way to enhance our pollution surveillance coverage through the acquisition of state-of-the-art detection equipment.

In the future, other indicators, such as oiled bird sightings (provided by the Canadian Wildlife Service), the number of vessels prosecuted for oil discharges (provided by Transport Canada), and vessel traffic activity levels will be incorporated into our reporting to provide a clearer picture of the situation regarding marine pollution in Canadian waters.

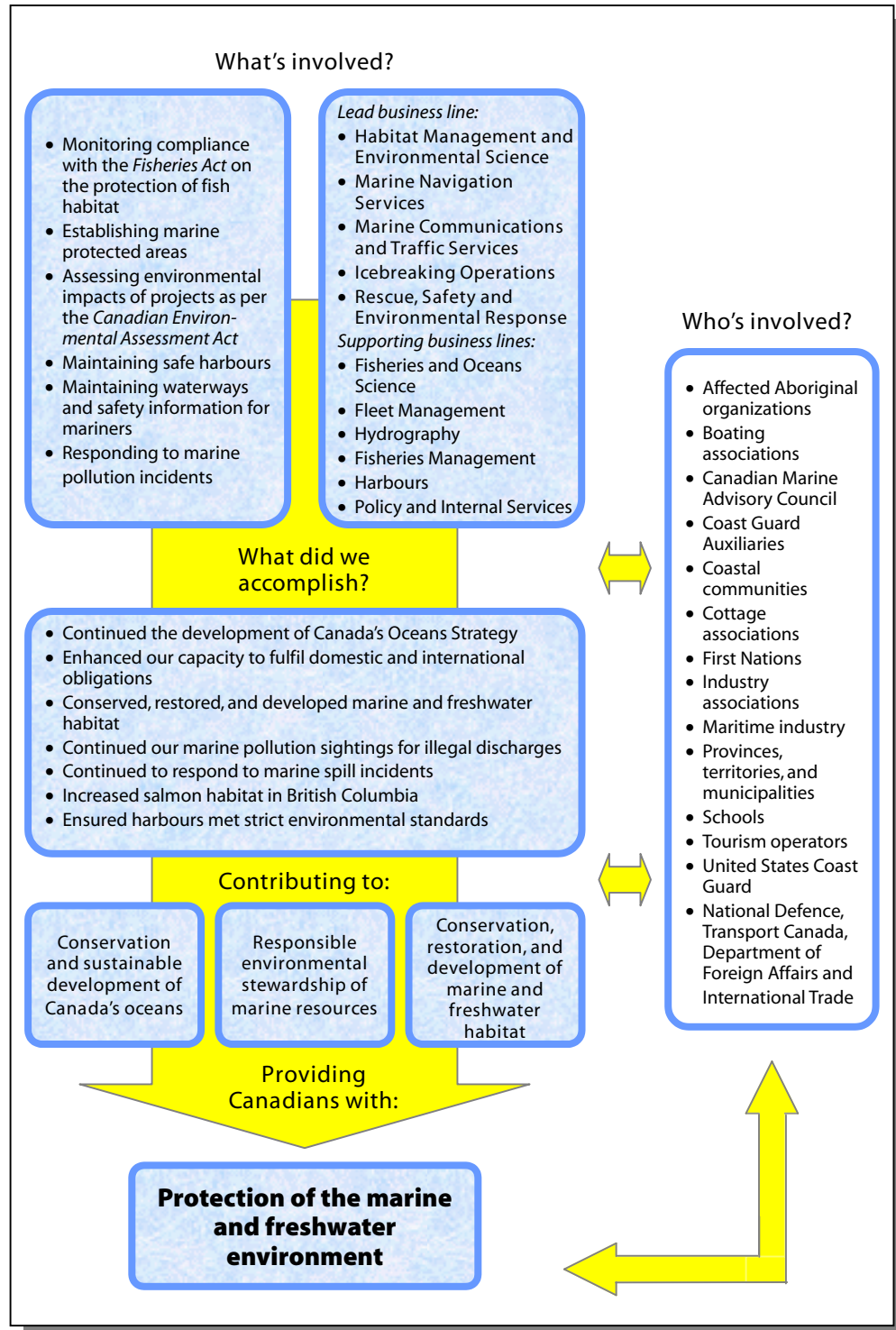


**PROTECTION OF THE MARINE AND  
FRESHWATER ENVIRONMENT**





### 3.2.6 At a glance!




---

## 3.3 Understanding of the oceans and aquatic resources

High-quality, timely new knowledge, products, and scientific advice

Integration of information to ensure sustainable resource development

Scientific understanding of marine and freshwater ecosystems



---

### 3.3.1 What's involved?

Fisheries and Oceans Canada conducts scientific research and related activities that are vital to the understanding and sustainable management of Canada's oceans and freshwater aquatic resources.

We use the scientific data, information, and knowledge generated through our research and related activities to support the making of informed decisions on the conservation and protection of the fisheries resource, the management of fish habitat, the integrated management of marine and freshwater ecosystems, and the impacts of human activities on aquatic environments. We also use this knowledge to assist decision making with regard to the sustainable development of aquaculture and other ocean-based resources, as well as technology development in support of nautical products and services for the safe and efficient navigation of Canadian waterways.

Our science activities are organized according to five major program areas: Fisheries Research, Environmental Science, Oceanography, Aquaculture, and Hydrography. Activities in these areas require ongoing management of the data, information, and knowledge generated as a result of our research, monitoring, and related activities.

### 3.3.2 Who's involved?


The knowledge we generate constitutes key information in the complex system of contemporary science. Accordingly, we often provide scientific advice and information to other federal government departments, other levels of government, northern co-management boards, the national and international scientific community, international organizations such as the International Council for the Exploration of the Sea, and various marine-based industries. We also share knowledge and data with Canadians who are interested in marine and freshwater science and the conservation of aquatic ecosystems.

 <http://www.dfo-mpo.gc.ca/science>


#### Did you know?

We operate a research facility encompassing over 58 lakes in Northwestern Ontario. The Experimental Lakes Area offers scientists the unique opportunity to conduct freshwater research in natural ecosystems instead of inside a laboratory.

[http://www.dfo-mpo.gc.ca/regions/central/science/enviro/ela-rle\\_e.htm](http://www.dfo-mpo.gc.ca/regions/central/science/enviro/ela-rle_e.htm)





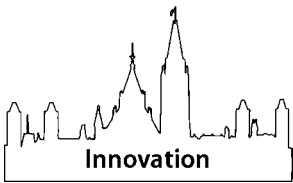


**To make informed decisions, we need to know more about...**

- Changes in oceans conditions in Atlantic waters and in the Arctic
- Unusually frequent El Niño events
- Climate change
- Biodiversity loss
- Habitat alteration
- Species at risk
- Contaminants
- Marine environmental health
- Long-range transport of pollutants
- Sustainable aquaculture
- Aquatic animal health
- Marine and freshwater ecosystems
- Oil and gas extraction
- Alien invasive species
- Arctic region



Outcome: 2A.1.1  
[http://www.dfo-mpo.gc.ca/sds-sdd/index\\_e.htm](http://www.dfo-mpo.gc.ca/sds-sdd/index_e.htm)



High-quality new knowledge, products, and scientific advice (p. 16)


### 3.3.3 What's been happening?

Historically, our emphasis was on providing science advice in support of fisheries and habitat management decisions. Today, by contrast, the Science program reflects the diverse demands for knowledge associated with emerging and increasingly complex science-based issues involving a variety of ocean industries and the use of aquatic resources.

The increasing number and complexity of current and emerging resource and environmental issues (see sidebar) continue to require the evolution of our science programs to provide the breadth and depth of scientific advice required. This is one of the greatest challenges we face, and our ability to provide high-quality, timely new knowledge, products, and scientific advice on Canadian aquatic ecosystems and their living resources depends on our capacity to lead in meeting that challenge.

### 3.3.4 What did we accomplish?

Approximately 14% of the Department's total expenditures in 2001-02 — or \$209.8 million — was used to increase understanding of the oceans and aquatic resources.



In the year ending March 31, 2002, our main accomplishments in the area of understanding the oceans and aquatic resources were as follows.

### We produced excellent research on ocean and freshwater science

Fisheries and Oceans Canada is one of the chief Canadian producers of knowledge in ocean and freshwater sciences. Furthermore, our contributions are helping to make Canada a leading international producer of knowledge in oceanology, limnology, marine biology, and hydrobiology. In addition, the research we conduct is considered above average compared to the published research of all Canadian scientists in the same specialties (*Scientific Production by Fisheries and Oceans Canada*, by Observatoire des sciences et des technologies, November 1999). The Department is thus making a significant contribution to the government's commitment to becoming one of the top five countries for research and development by 2010.

Here are just some of the initiatives that contributed to producing this high-quality research:

- ☐ To ensure that our resources are aligned to meet the demand for new and more specialized scientific knowledge, we have undertaken an assessment of current and forecast demands for science advice. The purpose of this assessment is to evaluate Science program needs and better align our activities and resources with priority areas of knowledge generation and risks, and to support departmental and government-wide priorities. The assessment of our activities will provide the analysis to ensure a solid foundation for the future, thus supporting high-quality, timely new knowledge, products, and scientific advice on Canadian aquatic ecosystems and their living resources.

- ❑ To build stronger national linkages between scientists in the five major Science program areas and their respective fields of expertise, the Department held its first National Science Workshop. The forum gave scientists from the 6 regions and 12 research facilities the opportunity to become familiar with the research being undertaken by their departmental colleagues in disciplines other than their own.
- ❑ The application of the formal departmental process (the Canadian Science Advisory Secretariat) used to provide peer-reviewed science in support of fisheries management decision making was expanded to provide scientific advice on a wider range of resource management issues, including marine protected areas, oil and gas exploration and development, and species at risk.
- ❑ To ensure the transfer of specialized knowledge from retiring scientists to recent graduates joining the Department, we implemented a pilot project in which 15 recent science graduates are being mentored for a year by senior scientists close to retirement.


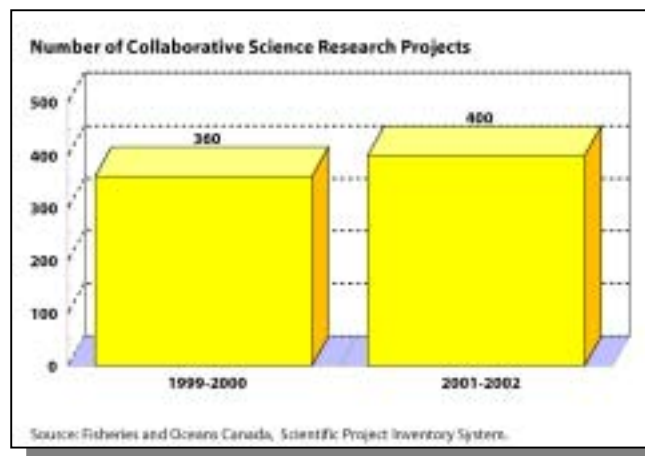
### **We partnered with others in scientific research**

By partnering with others when doing scientific research, we optimize our program delivery through the leveraging of resources and enhance knowledge transfer and technology development. This both supports the Government of Canada's commitment to the pursuit of excellence in science and technology research and strengthens the research capacity of Canadian universities and government laboratories and institutions.

Fisheries and Oceans Canada continues to forge new partnerships, strategic alliances, and collaborative arrangements with other federal government departments; the private sector; universities and colleges; provincial, territorial, and municipal governments; international governments; and non-governmental organizations.

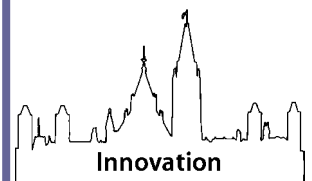

The number of collaborative science research projects increased over the past three years (from approximately 360 to 410). The distribution of our partner profile has also changed slightly:

- ❑ The percentage of collaborative research projects with other federal government departments has decreased about 10%.
- ❑ The percentage of private-sector projects (including industry and non-governmental organizations) and provincial, territorial, and municipal government projects has remained relatively constant.




**UNDERSTANDING OF THE OCEANS AND AQUATIC RESOURCES**

 <http://www.dfo-mpo.gc.ca/csas/>



### **Did you know?**

In co-operation with the private sector, we developed a mathematical method for determining the amount of phytoplankton in coastal ocean areas by observing the colour of water from space. Phytoplankton are microscopic plants that are the foundation of the marine food chain.



### Did you know?

Every year, we provide scientific information and advice for 400 to 600 environmental assessments under the *Canadian Environmental Assessment Act*.



Outcome: 2A.1.3  
[http://www.dfo-mpo.gc.ca/sds-sdd/index\\_e.htm](http://www.dfo-mpo.gc.ca/sds-sdd/index_e.htm)

- ❑ There has been an increase in the percentage of projects with universities and colleges (approximately 5%) and international governments and non-governmental organizations (approximately 7%).

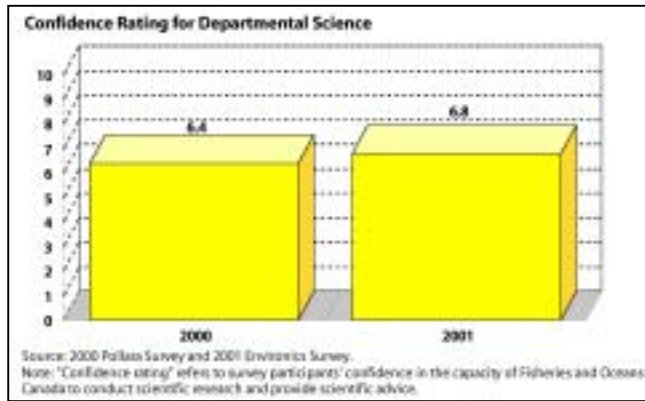
Here are some examples of the science partnerships, strategic alliances, and collaborative arrangements initiated in 2001-02:

- ❑ The Department expanded its Academic Science Subvention Program to increase collaboration with universities and to encourage research and training in marine, freshwater, fisheries, and aquaculture science. Approximately \$0.4 million was awarded to Canadian scientists both as research grants and as supplements to scholarships and fellowships. The primary objectives of the Program are to encourage university research in areas of interest to the Department and to create a pool of scientists for future recruitment purposes.
- ❑ The Department, in partnership with the academic community, established the Centre for Marine Biodiversity to encourage and foster research on marine biodiversity.
- ❑ New Memoranda of Understanding were signed with the provinces of Ontario, Manitoba, Saskatchewan, and Alberta. The aim of these agreements is to identify common research goals and work co-operatively to attain them.
- ❑ In partnership with a Newfoundland-based fishing company, the Department continued to expand the use of co-operative trawl surveys to obtain data on species of interest. The fishing company provides funding to allow the hiring of scientific and technical expertise to conduct the Department's surveys, as well as providing the vessel, crew, fishing gear, and related operating expenses for the surveys. In addition to providing data on spatial distribution and abundance, the arrangement has recently been expanded to increase the survey coverage and now includes studies of biological parameters such as migration. The University of Waterloo has been engaged to provide statistical advice and analysis.
- ❑ A partnering arrangement with the Government of Nunavut enabled additional hydrographic surveys to be conducted in the Arctic. The data from these surveys provided the Government of Nunavut with the information necessary to enable further development of marine facilities. This information provided the Department with the data required to update navigational charts in support of maritime safety.
- ❑ In partnership with Natural Resources Canada and the Canadian Centre for Marine Communications, a Marine Geospatial Data Infrastructure was initiated. This web-based service for geographic and geo-referenced data will appear much like an Internet browser and will provide Canadians with access to information such as water depths, currents, fish stocks, tides, and channel widths, as well as to services; it will also be possible to generate maps.
- ❑ In partnership with the Japan Marine Science and Technology Center, the Department has embarked on a seven-year research program on Arctic climate. The first joint Arctic expedition will take place in August-September

2002. On the Canadian side, the research program will draw together physical, chemical, and biological expertise from within the Department, marine geoscience expertise from the Geological Survey of Canada, and atmospheric expertise from Environment Canada. The program also encourages participation of university scientists through partnering efforts with the Canadian Foundation for Climate and Atmospheric Studies.

**We worked to increase confidence in and understanding of our science**


Canadians have become increasingly concerned about the ability of government to address science-based issues. As a science-based department, Fisheries and Oceans Canada has been challenged in recent years with a decline in public confidence. According to a public opinion survey





conducted for the Department, Canadians' confidence in the Department's ability to conduct scientific research and provide scientific advice has begun to increase. This is a positive indication; however, it is clear that we must continue our efforts to communicate and demonstrate to Canadians the quality and relevance of our science.

Recent efforts to increase confidence in and understanding of our science include the following:


- ❑ A departmental scientist published a book titled *Marine Mammals of Nunavut*. The bilingual book (English/Inuktitut) was produced in partnership with the Nunavut Wildlife Management Board and Qikiqtani School Operations in Iqaluit, and it includes dozens of photos and original illustrations by Inuit artists. It provides information on the biology, ecology, and life history of 21 species of seal, walrus, whale, porpoise, and dolphin.
- ❑ The Department has started to develop fact sheets designed to provide Canadians with greater insight into the five core science areas: Fisheries Research, Environmental Science, Hydrography, Oceanography, and Aquaculture.
- ❑ Outreach programs were enhanced in each region of Canada, for example, by holding open houses at our research facilities and career days in schools.
- ❑ We produced a series of informative publications titled *Underwater World* on five aquatic species, including one species at risk.
- ❑ We continued to make key scientific results available on the Internet: stock status reports, descriptions of the methodology used to assess stock status, and proceedings from national, zonal, and regional meetings. We have taken



**Did you know?**  
 In the second year of the Department's new Species at Risk Program, recovery strategies have been completed for 2 species and strategies for 9 more species are in preparation. In addition, 22 projects to foster recovery of 14 species were undertaken.



 <http://www.dfo-mpo.gc.ca/csas/>



special care to describe the technical details of our data analysis in non-technical terms.

- We continued to make our integrated databases of scientific data sets available on the Internet.

### **3.3.5 What's next?**


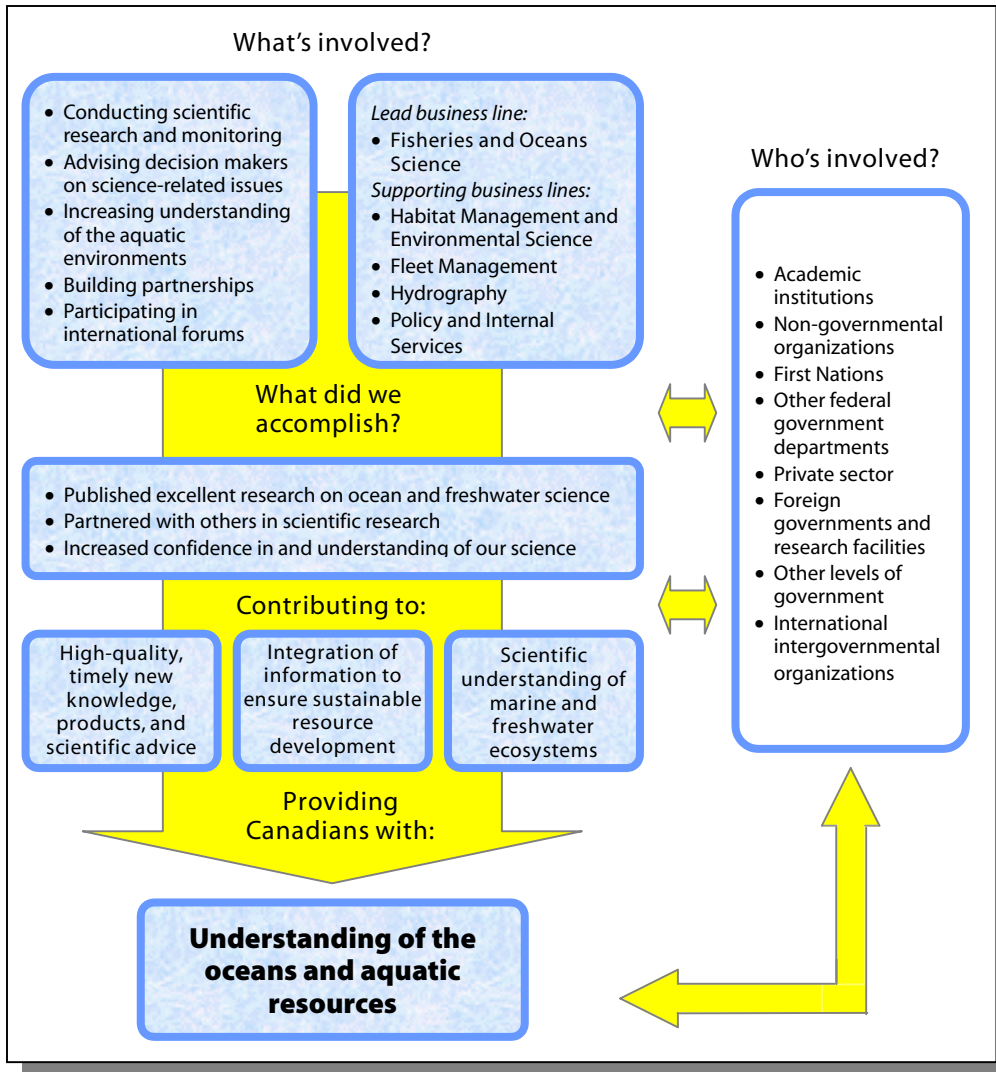
Our next steps include the following:

- Continue to move forward on the directions set forth in the departmental Strategic Plan and to implement the commitments we made in the Scientific Strategic Plan, *Setting the Course for the New Millennium*.
- Complete the assessment of current and forecast demands for science advice to evaluate program needs and better align our resources to priority areas.
- Continue to build multidisciplinary teams of diverse scientific expertise through staff development, recruitment and retention, external partnerships, strategic alliances and collaborative arrangements with other federal government departments, other levels of government, the international scientific community, the private sector, academic institutions, and non-governmental organizations.
- Increase our efforts to raise Canadians' awareness of the importance, scope, and quality of science performed by Fisheries and Oceans Canada.

 <http://www.meds-sdmm.dfo-mpo.gc.ca>



### 3.3.6 At a glance!





---

## 3.4 Maritime safety

Safe and responsible recreational boating

Safe and efficient movement of marine traffic

Effective response to marine search-and-rescue incidents

---

### 3.4.1 What's involved?

As per our mandate, we are responsible for safe, effective, and environmentally sound marine services responsive to the needs of Canadians. To ensure maritime safety, we aim to reduce the number and severity of maritime incidents in Canada's waterways, help people in distress and in danger on Canadian waters, and prevent loss of life and damage to property. Ensuring that we achieve this outcome requires that we carry out prevention activities and respond as needed to incidents and emergencies.

Our prevention activities are many and varied. For example, we assist navigation by providing navigational charts, tide and current tables, current atlases, sailing directions, water-level forecasts, and notices to mariners that are essential for safe navigation. We also escort vessels through ice-covered waters, provide ice-routing and information services, and maintain shipping channels. We also manage waterways to ensure that commercial channels are designed and maintained for safe navigation, provide an aids-to-navigation system, and regulate vessel traffic movements.

We are responsible for keeping fishing harbours that are critical to the industry open for business and in good repair. Many of these harbours are experiencing severe deterioration.

Regarding the protection of navigable waters, we provide expert advice and testimony with respect to events involving boundary disputes and vessel positioning. We also process and review applications for marine works on waterways (for example, wharves, bridges, and dams), and we monitor to ensure that the marine community is aware of its rights and responsibilities and complies with the *Navigable Waters Protection Act*.

Other prevention activities include a series of programs and related regulations that support safe and responsible boating, management of the Competency of Operators, and promotion of boating safety and related compliance initiatives. These services are targeted not only at recreational boaters but also at the recreational boating industry. We provide technical services, such as construction standards for recreational vessels and approval for recreational vessel equipment.

Despite our prevention activities, accidents do happen and lives are at risk. When this happens, we are responsible for responding to marine incidents, and our

ability to do so depends on the Department's marine communications network. With the assistance of National Defence, we co-ordinate, control, and conduct marine search and rescue operations within areas of federal responsibility. We also provide marine assistance to aerial search and rescue operations led by National Defence. Finally, when it is possible, we provide assistance in humanitarian and civil incidents such as the Ice Storm of 1998 within provincial, territorial, and municipal areas.

### **3.4.2 Who's involved?**

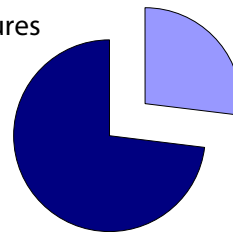
Partners and stakeholders in our prevention and response activities include other federal government departments such as Transport Canada and National Defence, provinces and territories, municipalities, Coast Guard Auxiliaries, the Canadian Marine Advisory Council, shipping federations, boating associations, the Canadian Red Cross, schools, cottage associations, safety councils, the insurance industry, tourism operators, manufacturers, retailers, importers, and the United States Coast Guard.

### **3.4.3 What's been happening?**

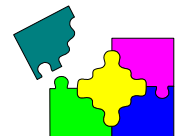
New trends, technologies, and practices are emerging in the marine community, reflecting increases in the boating population, in cruise ship traffic, and in the number of personal watercraft, as well as the tendency for fishers to operate farther offshore. The challenge for the Department is to adapt both its preventive and its responsive services to address these trends and minimize the number and the impact of marine incidents.

### **3.4.4 What did we accomplish?**


Approximately 27% of the Department's total expenditures for 2001-02 — or \$405.9 million — was used to ensure maritime safety. These expenditures include contribution programs such as contribution agreements with the Canadian Coast Guard Auxiliary for the provision of voluntary search and rescue services and the promotion of boating safety through accident prevention and education (\$4.5 million), as well as a contribution to the Canadian Red Cross for its boating safety program (\$0.2 million).



In the year ending March 31, 2002, our key accomplishments in the area of maritime safety were as follows.

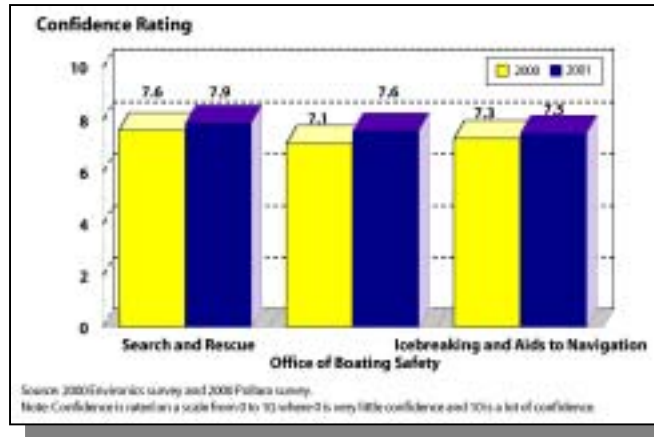






### **We increased public confidence in maritime safety**

In 2001, the Department commissioned a second national survey designed to give an indication of the public's confidence in our maritime safety programs. A total of 2,208 Canadians were interviewed. The accompanying chart shows public confidence in three areas contributing to maritime safety. The chart clearly shows that public confidence in the Department's ability to maintain maritime safety for commercial shipping, fishing, and recreational boating activities is increasing.



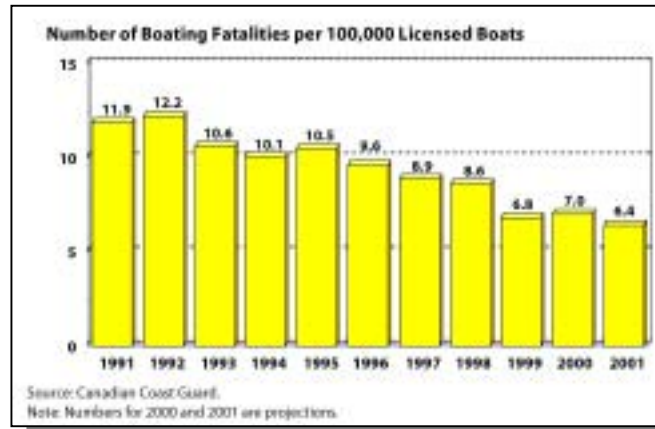
### **We continued our efforts to ensure safe recreational boating**



Safe and responsible recreational boating (p. 20)

#### **Did you know?**

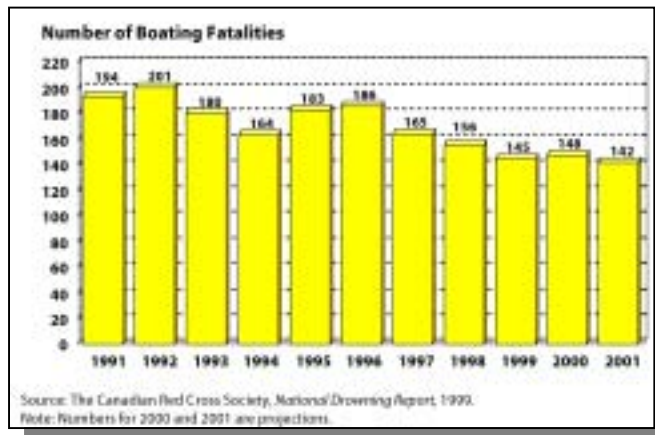
Annually, between 8 and 10 million Canadians participate in recreational boating.



The positive effect of our prevention, regulatory, and enforcement activities is evident in the accompanying chart, which shows the number of boating fatalities per 100,000 licensed boats. A downward trend has become more pronounced since 1996, when our Office of Boating Safety was established.

#### **Did you know?**

Men between the ages of 15 and 35 account for most recreational boating deaths.

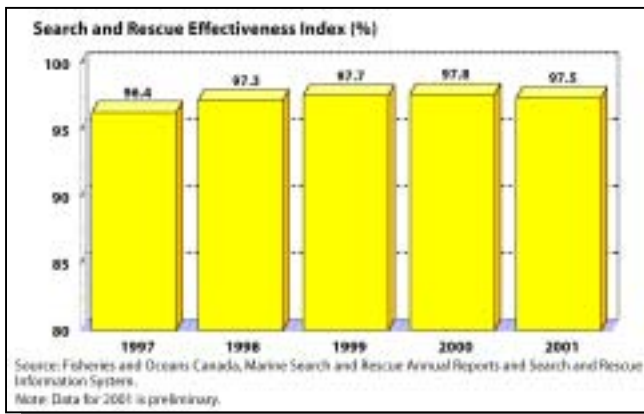
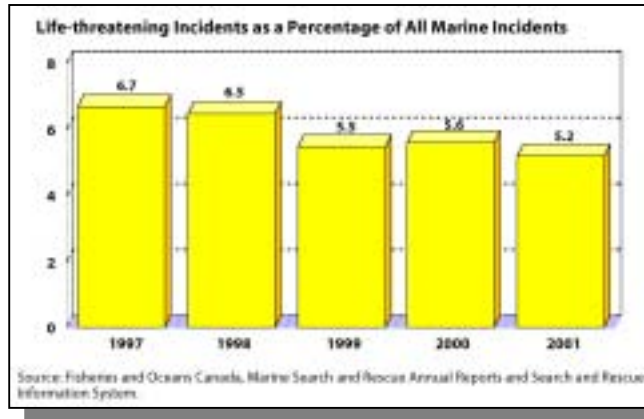


One-third of the fatalities recorded are associated with alcohol, and approximately 90% of all drowning victims were not wearing a personal flotation device. Analysis shows that promoting the use of personal flotation devices and increasing the awareness of the effects of boating under the influence can improve the fatality rate significantly.

**We improved our capacity to respond to maritime search and rescue incidents**

Search and rescue coverage by patrol-mode vessels and station-based short-range boats is a key component of the National Search and Rescue System. Additional funding received in 2000 helped to increase national search and rescue coverage in the second half of 2001.

In recent years, steady improvements in the management and co-ordination elements of search and rescue systems and coverage have helped to decrease the number of distress incidents where lives are at risk. In 1997, about 7% of all incidents were categorized as life threatening. By 2001, the corresponding percentage was approximately 5%. Every 1% decrease represents a significant improvement, given the total number of maritime incidents. In 2001, there were 6,392 incidents.



The Search and Rescue Effectiveness Index expresses the number of lives saved as a percentage of the number of lives at risk or in distress situations. Our objective is to save 100% of lives at risk. Over the past three years, search and rescue effectiveness has continuously improved. This steady improvement was

recorded at a time of constant increases in commercial and especially recreational traffic and a significant variability in the number of people at risk. Despite random fluctuations in the index over time, the general trend is for the effectiveness of search and rescue services to increase. The year 2000 was the best year on record, with a 97.8% effectiveness rate. The preliminary results for 2001 are very close, at 97.5%.



**We continued to ensure safe and efficient movement of marine traffic**


To ensure safe and efficient movement of marine traffic, we need a marine communications network that helps reduce shipping accidents, modern aids to navigation, high-quality hydrographic products, and safe and accessible waterways and harbours.



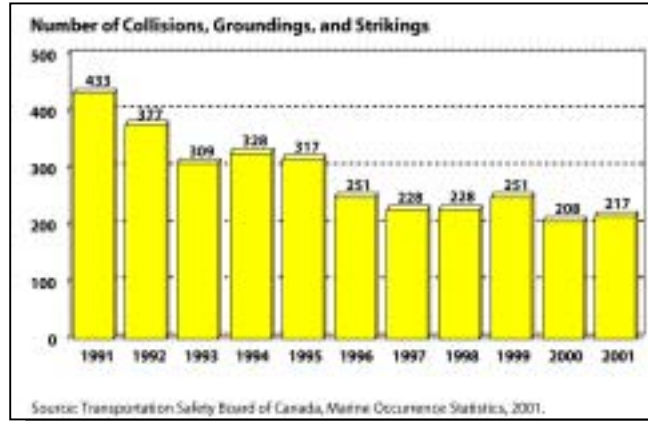
**MARITIME SAFETY**

**Did you know?**  
Recreational boaters are involved in over 60% of all maritime search and rescue incidents.





Collisions, groundings, and strikings are the most frequent types of maritime incidents. These types of incidents have steadily decreased and they are now at their lowest level in 25 years. Our contribution to maritime safety, along with that of lead organizations, such as Transport Canada and partners, produced excellent results, as the accompanying chart shows.

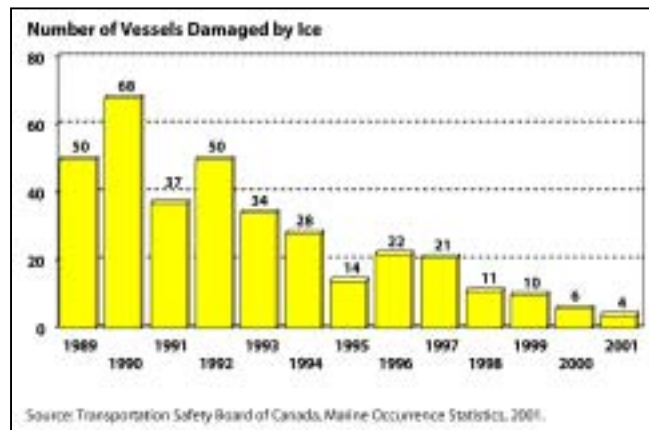


By regulating maritime traffic and monitoring traffic safety on marine “roadways,” Marine Communications and Traffic Services Centres play an important role in maintaining maritime safety. Centres are the first point of contact for vessels in distress situations; they assist vessels by providing advice and, if necessary, initiating search and rescue operations. In 2001, Centres issued over 162,000 clearances to participating vessels.

Our Aids to Navigation program provides approximately 17,000 floating and fixed aids to navigation, which mark Canada’s waterways and ensure safe navigation. We also provide information on the condition of our waterways and updates of our services through *Notices to Mariners* and the *List of Lights*.

**Did you know?**

In one winter season, the Coast Guard transmits over 7,000 ice routing and information messages.



Our icebreaking activities reduce the risk of damage to ships in transit through ice-covered waters. In recent years, the number of ships damaged by ice has decreased steadily. The very high variability of ice conditions from year to year, in addition to increased traffic in winter months, has not reversed this positive tendency.

**We continued to ensure safe navigable waters**

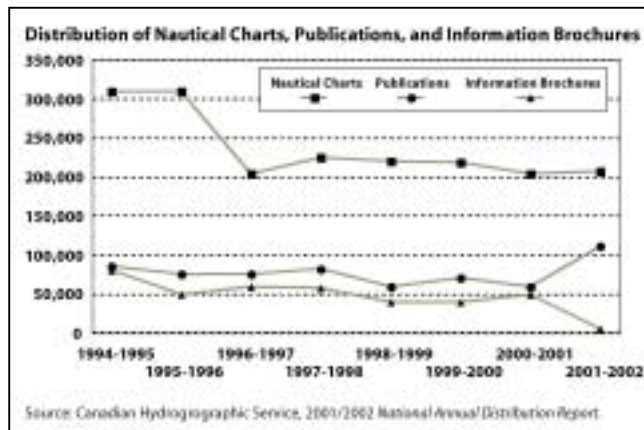
In an ongoing effort to ensure that the shared use of Canada's waterways is safe, we process applications for works that may impede navigation, such as bridges, wharves, and aquaculture sites. These works require formal approval under the *Navigable Waters Protection Act*. We also conduct inspections to ensure the safety of works. These inspections have increased by 65% since 1997.



**We improved our high-quality hydrographic products**

In continuing to advance with technological developments, we increased our output of Electronic Navigational Charts in 2001-02 from earlier estimates of 540 to 579. By 2003, we will have converted 600 charts to electronic form. This increase in production was made possible because of the infusion of additional resources, approved by Parliament, for a two-year period.

As the accompanying chart shows, there was a significant decline in the number of paper navigational charts purchased in 1995-96. At the same time, we know that there continued to be an increase in commercial, fishing, and recreational traffic on our waterways. Although this may seem to imply a decrease in the use of navigational charts for safe boating, this decline in sales was largely a reflection of a significant increase in the price of navigational charts, which was due in turn to cost-recovery measures. Since then, there has also been an increase in the counterfeiting of some of our most popular charts. The introduction of Electronic Navigational Charts in 1996 has also begun to account for an increasing percentage of chart sales.



In the past year, we distributed 206,869 paper nautical charts, 111,944 nautical publications, and 5,053 information brochures. The increase in sales of nautical publications is due to the release of three new volumes of Sailing Directions and



**MARITIME SAFETY**




Outcome: 2B.1.2  
[http://www.dfo-mpo.gc.ca/sds-sdd/index\\_e.htm](http://www.dfo-mpo.gc.ca/sds-sdd/index_e.htm)



High-quality products on Canadian waterways and harbours (p. 19)

**Did you know?**

The Department has a chart folio of 950 paper charts, 541 electronic navigational charts, 651 raster charts, 25 volumes of Sailing Directions, 7 volumes of tide tables, and 3 tidal atlases.  
<http://www.charts.gc.ca>



one new Canadian Coast Guard publication. The number of information brochures decreased because there were no new chart catalogues in 2001-02.

Under a United Kingdom/Canada bilateral co-operation arrangement, the British Admiralty has accepted our charts as being equivalent to its charts and has started placing its hydrographic crest on our paper charts. These dual-badged charts will be included in British Admiralty chart folios. This arrangement will benefit Canadians, who now need to buy only one chart, as well as Fisheries and Oceans Canada, since we will receive royalties from the sale of these charts in the United Kingdom. Currently, 35 of the 94 potential dual-badged charts are available. Once all 94 charts are dual-badged, there is a potential to increase our revenues. In addition, as these charts become electronic and are sold through our partner, Nautical Data International, we will receive revenues on the sales.

The technological advances in hydrography continue to change the way we do business. In the past, only paper charts were produced. Today, Electronic Navigational Charts, in conjunction with the Differential Global Positioning System, provide mariners the opportunity to plot their position in Canadian waters more accurately and navigate more safely.

In 2001, Fisheries and Oceans Canada's Canadian Hydrographic Service received accreditation under the International Organization for Standardization (ISO) 9001-2000. Accreditation under this international standard ensures a systematic, effective, and efficient approach to quality management in the production and distribution of hydrographic products and services.

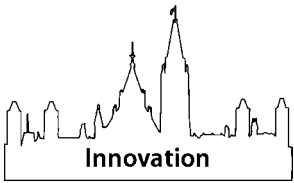
***We ensured that the fishing harbours critical to the fishing industry were safe and accessible***

Fishers need safe harbours from which to launch and berth boats to be able to fish. Without safe harbours to serve as refuge, all boaters are vulnerable to storm damage and risk to life. Our goal is to reduce the percentage of active fishing harbour sites in poor or unsafe condition, with the ultimate goal of all active harbours being in good condition.

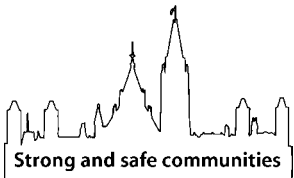
In 2000-01, a five-year funding of \$40 million was approved to address the deterioration of our active fishing harbours. In 2001-02, \$12.3 million of this funding permitted major repairs to 24 harbours. We were also able to complete a total of approximately 2,000 minor maintenance and repair projects.

The deterioration of fishing harbours remains a critical issue. A severe storm in the Maritime provinces during the fall of 2001 had a rather negative impact on our overall achievement by destroying key infrastructure.

In the December 2001 federal budget, an additional \$20 million per year was announced for infrastructure repairs to active fishing harbours for the next five years. This additional funding will enable us to pursue our goal of having all active fishing harbours in safe condition.



Critical harbours open and in good repair (p. 20)



Public Works and Government Services Canada plays a major role in most harbour projects by awarding maintenance and repair contracts. Harbour Authorities, which lease and manage the day-to-day operations of the harbours, have also contributed significantly to the betterment of the harbours.

### **3.4.5 What's next?**

The Department is currently assessing its activities regarding the safety of harbours. We are looking at alternative service delivery and funding options for the future. This could well have a significant impact on how departmental resources will be used in the future to fund this program.

The Department is also in the process of modernizing the *Canada Shipping Act* and the *Navigable Waters Protection Act*. The legislative modernization of the *Canada Shipping Act*, as indicated in Section 3.2.3 of this report, also clarifies the responsibilities of Transport Canada and Fisheries and Oceans Canada in navigation safety, vessel traffic services, aids to navigation, search and rescue, pleasure craft, and receiver of wreck. The regulations to support the Act are expected to be completed in 2005, at which time the Act will be brought into force.


The *Navigable Waters Protection Act*, which dates from 1882, permits the Minister to approve works that may interfere with navigation. The Act, last modified in 1985, does not adequately address the modern uses of Canada's waterways and needs to be more responsive to the Canadian public. Accordingly, the Canadian public will be consulted on the policy framework before it is finalized. This is expected to occur in late 2002 through early 2003.

We are half-way through an initiative to improve search-and-rescue coverage with additional funding received. The construction and implementation of eight new lifeboats and stations in predetermined areas is scheduled for completion in 2003 to cover gaps in coverage.

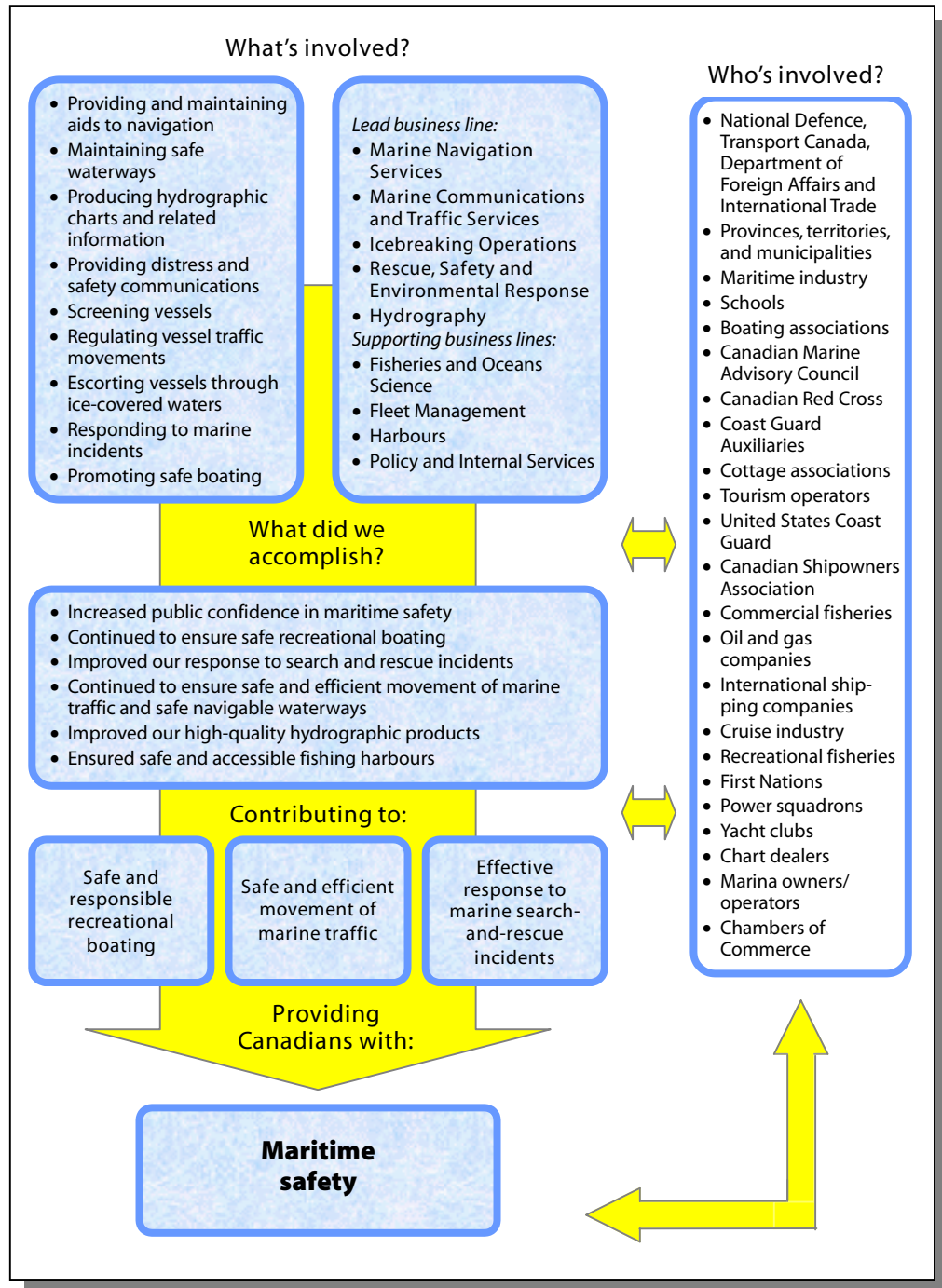
The Office of Boating Safety is in the process of developing and revising its regulations. This will ensure that appropriate tools are in place for the Canadian enforcement community to more easily enforce boating laws in partnership with the Department. Detailed boating safety information will also be collected and analyzed to ensure that we effectively administer the safe recreational use of Canada's waterways.

We are installing Very High Frequency Digital Selective Calling (VHF/DSC) equipment at selected Marine Communications and Traffic Services Centres as part of the Global Maritime Distress and Safety System. It is anticipated that the system will be declared operational as of August 1, 2003.





### 3.4.6 At a glance!




---

## 3.5 Maritime commerce and ocean development

Economic and operational benefits through marine trade and commerce

Protection of property from flood damage caused by ice build-up

Harbours critical to the fishing industry open and in good repair



---

### 3.5.1 What's involved?


As per our mandate, we are responsible for policies and programs in support of Canada's economic interests. To support the outcome of maritime commerce and ocean development, we facilitate the development of our fisheries, aquaculture, and oceans industries. Among other things, we work with partners and stakeholders to support the global competitiveness of our fisheries and oceans sector, develop policy and regulatory frameworks, and ensure that harbours critical to the fishing industry are open and in good repair.

The Department is responsible for 870 kilometres of commercial shipping channels. Managing these channels involves regulating vessel traffic movements, as well as providing aids to navigation, water-depth forecasts, harbour breakouts, and escorting vessels in ice-covered waters. We have moved from providing a wide range of free services to more client-focused and demand-driven services. Commercial users now pay a percentage of allocated costs in the form of service fees. The challenge for the Department is to carefully balance the needs of commercial user groups with the general public's interests. Opportunities offered through partnerships and strategic alliances are being explored.


### 3.5.2 Who's involved?

The Department's activities target various groups such as the commercial shipping industry, mariners, the tourism and shipping industries, aquaculturists, and coastal communities. Stakeholders include federal, provincial, and municipal governments; the United States government; and user consultation groups such as the Shipping Federation of Canada and the Canadian Marine Advisory Council.

We have established close relationships with our marine clients and stakeholders through a series of communication mechanisms at different levels. These linkages allow us to be proactive in meeting economic and technological changes in the ever-evolving marine industry.







### **3.5.3 What's been happening?**

Canada's oceans sector generates approximately \$20 billion of our nation's gross domestic product. The most recent data available shows that Canadian ports handled over 380 million tonnes of cargo, with the international component accounting for 84% and domestic cargo 16%. Canada's total tonnage is approximately one-sixth that of the United States, but our population is about one-tenth that of the United States.

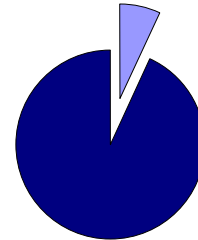
Our seas offer great challenges for any marine activity. The World Meteorological Organization believes that warming temperatures will lead to an increase in the severity and frequency of storms and droughts and other unusual weather conditions.

In recent years, the biggest concern has been water level. The water level in the Great Lakes and St. Lawrence Seaway is expected to drop significantly. This is an issue for North American waterway systems, since it limits access to our ports.

Observations and model estimations of the Canadian Ice Service show that relatively thin land-fast ice in the Canadian Arctic Archipelago could be substituted by multi-year ice from the central Arctic. This means that the risk for vessels may increase in years to come.

### **3.5.4 What did we accomplish?**

Approximately 7% of the Department's total expenditures for 2001-02 — or \$104.1 million — was directly used to facilitate maritime commerce and ocean development. Note, however, that funds allocated to other outcomes also supported the achievement of results in this area.



In the year ending March 31, 2002, our key accomplishments in the area of maritime commerce and ocean development were as follows.


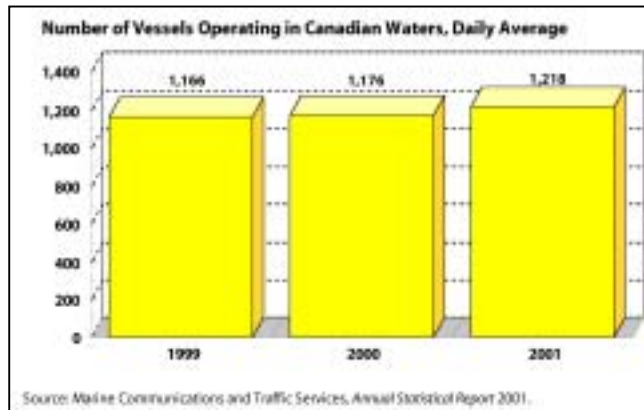
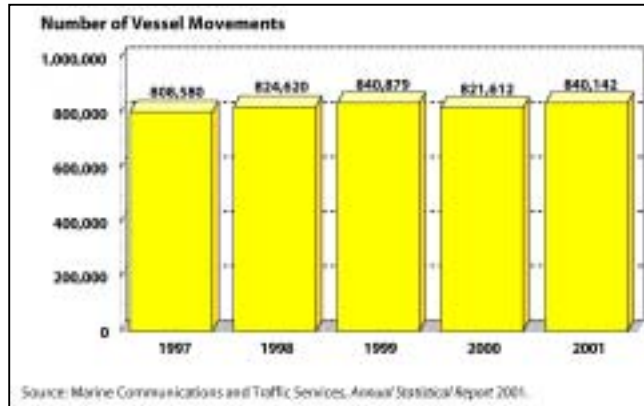
**We facilitated year-round maritime trade and commerce in Canada**

The Department screens and regulates the entry and movement of vessels in Canadian waters. The accompanying charts demonstrate the steady increase of vessel traffic in Canadian waters during the past five years.

The number of vessel movements increased by 4% between 1999 and 2001; during the same period, the number of vessels operating in Canadian waters increased by 4.5%.


An important component of our ability to facilitate maritime trade and commerce is our capability to provide reliable means of navigation. We manage and regulate the floating and fixed aids to navigation that mark our commercial waterways. We also provide reliable electronic aids to navigation, such as the Differential Global Positioning System (DGPS). This system ensures double coverage over the most important commercial waterways. The accompanying chart demonstrates that the availability of the DGPS for the year 2001 was very high — very close to 100% — and far above the current national standard for this system (99.8%).

Safe and efficient passage through a shipping channel requires that mariners have knowledge about the depth of the channel. Our Waterways Development Program



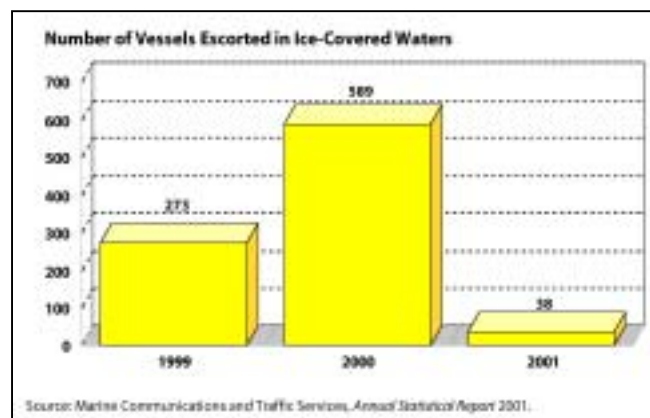
**MARITIME COMMERCE AND OCEAN DEVELOPMENT**

Economic and operational benefits through marine trade and commerce (p. 21)

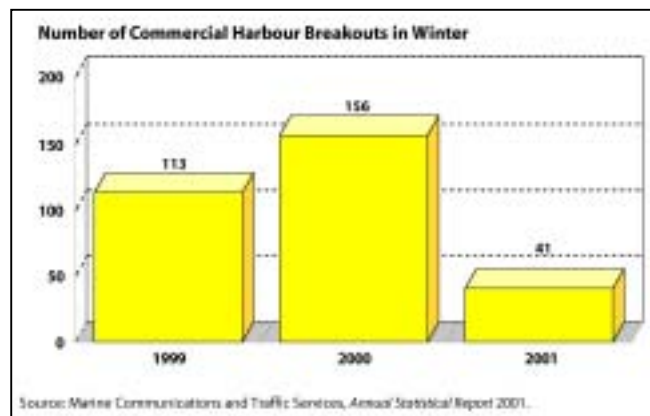


surveys the main commercial shipping channels on a regular basis and provides information to users on depths and obstructions in the channels. Mariners use this information in combination with information about current water levels to determine the maximum draft for their vessels. All our objectives for surveying activities in 2001 were achieved.

By providing an effective aids to navigation system, well-managed commercial channels, and reliable marine communications and traffic services, we also make a significant contribution to the timeliness of vessel transits. For example, the St. Lawrence Seaway Authority noted recently that its goal of achieving 95% of ship transits in less than the scheduled time has been achieved and vessel transit times continue to improve. (The Seaway has over 3,000 kilometres of waterways, which accommodated approximately 50 million tonnes of cargo last year.)



There is also a steady increase in maritime traffic during the winter season. The intensification of traffic movements during ice-infested periods has occurred in all regions except Newfoundland since the beginning of the 1990s. The number of requests for icebreaking services depends on meteorological and ice conditions. The variability of ice conditions in all regions is extremely high, making year-to-year predictions of icebreaking service requirements difficult.


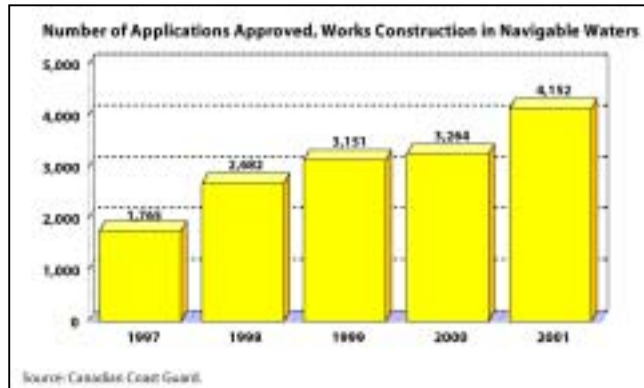


The charts show the number of vessels escorted in ice-covered waters and commercial harbour breakouts in winter. The

weather and hydrographic conditions in 2001 were very favourable for winter navigation; as a result, the need to escort vessels was lower than average (14 in total).

**We ensured the shared use of Canada's waterways**

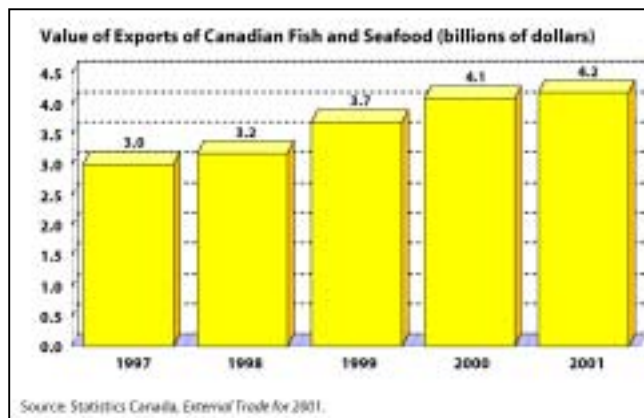
The *Navigable Waters Protection Act* regulates the shared use of our waterways and ensures the public's right of navigation. The construction of works in navigable waters requires approval by the Department and other partners. The number of applications, including those for aquaculture facilities, has been steadily increasing during the past five years. In 2001, the number of applications received by the Department was the highest on record, at 4,835. The accompanying chart shows that the number of approved applications increased significantly.



**We advanced the Department's international agenda**


The economic viability of the fishing industry remains very high, with 2001 exports of \$4.2 billion setting a new record for the fourth year in a row. Trade accounts for 48% of Canada's gross domestic product, and one out of three jobs depends on trade. Approximately 80% of Canadian fisheries production is exported.

In recognition of the importance of international trade and investment to our stakeholders, we have been working with the Department of Foreign Affairs and International Trade, Finance Canada, the



Canadian Food Inspection Agency, provincial and territorial governments, and the fishing, aquaculture, and ocean industries to advance Canada's international trade agenda. In particular, this has included action to reduce foreign barriers to Canadian exports and the negotiation of new trade agreements to enhance the access of Canadian firms to export markets.

By promoting Canadian international marine interests in an evolving global framework, ensuring conservation, productivity, and sustainability of the marine and freshwater environment, and enabling a sustainable ocean economy, we contribute to the conservation and sustainable development of Canada's oceans.



In 2001-02, we took a proactive approach to helping Canadian fish and seafood producers access international markets. The following are examples of our efforts:

- ❑ The Department was a member of Team Canada Inc, working to foster the development of international trade in seafood, and ocean science and technology products and services.
- ❑ The Minister participated in the 2001 International Boston Seafood Show to provide information on the seafood industry in Canada. The Department also supported this industry by participating in the European Seafood Exposition in Brussels. The United States and Europe, together with Japan, constitute the three major markets for Canadian seafood.
- ❑ The Department welcomed a number of foreign delegations, such as those from China and Indonesia, and showcased Canadian technology employed by, and in some cases developed in conjunction with, the Department.
- ❑ Departmental officials were an integral part of the Canadian team involved in negotiating the free trade agreement with Costa Rica, which received Royal Assent on November 27, 2001. The elimination of tariffs between the two countries on a wide range of goods, including fish and fish products, will give Canadian exporters an advantage over their principal competitors.
- ❑ The Department engaged in discussions with Agriculture and Agri-Food Canada about including seafood in its export market support initiatives, such as the Agri-Food Industry Market Strategies Program.

We are currently developing performance indicators to make possible better evaluation of the impact of our international programs in supporting our domestic interests.

### ***We continued our divestiture of recreational and less active fishing harbours***


In an effort to maximize the resources available for the maintenance and improved operation of the approximately 750 core fishing harbours, the Department is divesting all recreational harbours as well as derelict and less active fishing harbours. Most harbours removed from the Department's inventory are transferred to municipalities at a nominal cost of one dollar, with the condition that public access continue for a minimum of five years. Harbours are demolished only when there is no local interest in or need for them.

The divestiture of recreational harbours creates opportunities for local communities to assume full control of their own facilities. Before harbours are transferred to their new owners, the facilities are usually restored to a reasonable condition. Since 1994-95, the number of recreational and derelict or inactive fishing harbours has decreased by 44%, from 2,137 to 1,188.

With the infusion of \$24 million in special disposal funding for 2000-01 and 2001-02, our goal was to divest 169 harbours. To date, we have divested 124 harbours at a cost of \$18 million. The remaining \$6 million has been transferred to



Harbours critical to the fishing industry open, safe and in good repair (p. 18)

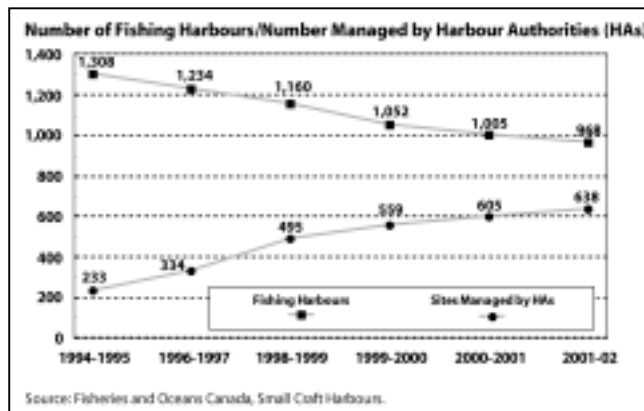


2002-03 to continue our divestitures. Early projections indicate that the total number of harbours divested with this funding will meet the original target of 169.

The trend over the past five years is that fewer and fewer harbours are being divested each year. The reason for this is that the least expensive harbours were divested first, and the ones that remain are becoming increasingly more expensive and more complex to negotiate. We estimate that an additional \$73 million will be required to divest the remaining non-core harbours. Negotiations have taken place with potential new owners of facilities that have been slated for divestiture. An agreement with the Province of Ontario during 2001-02 has reduced one of the significant barriers to divestiture in that province.

**We increased the number of sites managed by Harbour Authorities**

The number of fishing harbours managed by Harbour Authorities increased by 33 last year to a total of 638 sites, representing 85% of our core fishing harbours. Our long-term goal is that all 750 core fishing harbours will be operated by Harbour Authorities. The percentage of core fishing harbours operated by Harbour Authorities has grown steadily since 1990, but the rate of growth has declined in recent years as it gets more difficult to convince communities to participate in the management of their harbours.



The management of harbours by Harbour Authorities ensures that decision making responds to local needs and concerns without bureaucratic interference. This has also improved harbour safety, encouraged better environmental stewardship, and increased financial contributions by Harbour Authorities, all adding value for taxpayers. Some Harbour Authorities have developed alternative sources of revenue, reducing their need to rely on tax dollars; others will not likely achieve this, because of isolation or limited access to new clients or markets.

Our communication with Harbour Authorities has improved through the National Harbour Authority Advisory Committee, which met twice during the year. We established this committee last year to ensure client consultation in policy and strategic matters.



**MARITIME COMMERCE AND OCEAN DEVELOPMENT**

**Did you know?**


Over the past several years, the Department has identified a core inventory of approximately 750 active fishing harbours that are required to serve the industry.




Harbours critical to the fishing industry open, safe and in good repair (p. 18)

**Did you know?**

Harbour Authorities are local volunteer community groups that manage the day-to-day operations of active fishing harbours owned by the Department.



Economic and operational benefits through marine trade and commerce (p. 18)

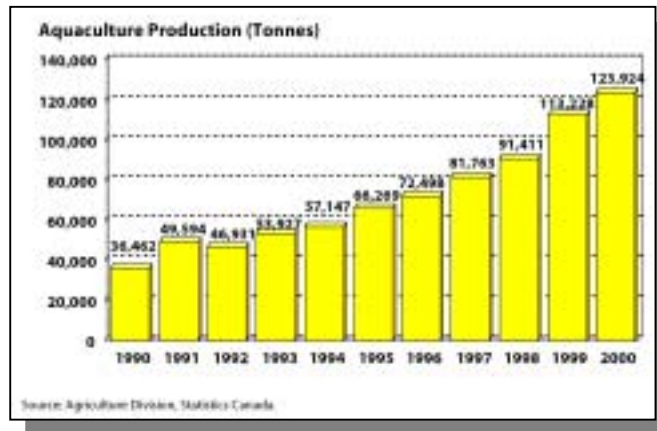


## **We supported the sustainable development of aquaculture**

*Aquaculture* refers to the farming of aquatic organisms in marine or freshwater. Human intervention, such as regular stocking, feeding, and protection from predators and diseases, is required in the rearing process to enhance production. Most aquaculture crops are for human consumption, but they can also be used as bait, ornamental, or aquarium fish, or for enhancing natural populations for commercial or sport fishing. Some farmed fish are even being raised for medical purposes.

Within Canada, aquaculture is a shared responsibility between the federal government (involving 17 departments) and provincial governments. Consequently, the Department must create and maintain strong working relationships to ensure the sustainable development of the industry.

Aquaculture is one of the fastest growing food production industries in the world. In Canada, aquaculture sales reached an all-time high in 2000, in the wake of higher production and modest growth in product exports. The aquaculture industry generated revenues of \$691.3 million in 2000, an 11.2% gain from 1999 –

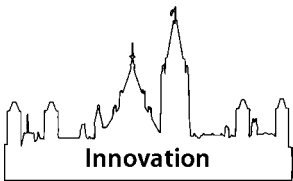


the slowest growth rate in the past three years. This slowdown could be attributable to an increase in imports of farmed salmon into both Canada and the United States from international competitors, combined with declining prices. Exports rose sharply during the 1990s, more than doubling from 1992 to 2000, driven by salmon exports to the United States.

Aquaculture currently provides over 14,000 direct and indirect jobs and generates economic activity approaching \$1 billion. The annual employment growth rates of up to 12% can be expected to continue, generating wealth and other important societal benefits for Canadians, particularly in rural and coastal communities hard hit by changes in the fishery and other natural resource industries.

We recognize the significant societal benefits associated with aquaculture. As a result, in an effort to increase public confidence in the sustainability of aquaculture and industry competitiveness in international markets, we have developed and implemented an Aquaculture Action Plan. The Plan has the following six elements:

- ❑ Program for Sustainable Aquaculture — The federal government invests \$15 million per year in this Program. It includes the Aquaculture Collaborative Research Development Program, which supports innovative research and sustainable development of the aquaculture industry, and the Canadian Shellfish Sanitation Program, which ensures the safety and quality of shellfish



### **Did you know?**

Over 90% of aquaculture products are finfish, including Atlantic and Pacific salmon and trout. Most of these products are exported to the United States each year and the remainder to France, Japan, and Taiwan.





products. A total of 38 research projects were approved under the Aquaculture Collaborative Research Development Program in the past year.

- ❑ Enabling Policy Environment — We completed and have begun to implement the Aquaculture Policy Framework, which articulates the Department's broad strategic vision with respect to aquaculture development.
- ❑ Enabling Regulatory Framework — In 2001-02, we developed an interim *Aquaculture Site Application Guide* to ensure that our legal framework is equitable, transparent, and consistently applied.
- ❑ Inter-jurisdictional Co-operation — Recognizing the shared jurisdictional nature of aquaculture in Canada, we are committed to co-operate with key stakeholders in the development of this industry. For example, we work with provinces through the Aquaculture Task Group of the Canadian Council of Fisheries and Aquaculture Ministers to develop recommendations targeted at improving governance of the sector, strengthening competitiveness, and increasing public confidence. Also of note is the development of a series of recommendations targeted at improving site access and research and development co-ordination.
- ❑ Industry Development Programs — The Department developed a National Aquatic Animal Health Program to increase productivity in the aquaculture sector, protect our domestic market, and promote access to international markets. We are working with our partners to clarify roles and responsibilities for implementing this Program and to identify current and potential funding contributions.
- ❑ Communications — We have undertaken a number of communications initiatives and information exchanges with the aquaculture industry, federal departments, other governments (domestically and internationally), Parliamentarians, and individual Canadians.

### 3.5.5 What's next?


To maintain and improve on existing performance results, we will:

- ❑ improve vessel traffic surveillance capability by developing operational policies and standards for the implementation of an Automated Identification System.
- ❑ continue to promote the use of the Differential Global Positioning System as an effective means of navigation, as well as modify aids to navigation provisions, design, and service standards to reflect today's navigation practices and new technologies.
- ❑ revise Channel Design and Usage Guidelines to reflect newer vessel types and advances in vessel size, manoeuvrability, and navigation technology. We will also develop partnerships to improve the efficiency of channel monitoring and the provision of water-level and bottom-condition information.
- ❑ continually consult with clients and partners to ensure appropriate levels of icebreaking, vessel escort, and harbour breakout services.



Outcome: 2B.2.2  
[http://www.dfo-mpo.gc.ca/sds-sdd/index\\_e.htm](http://www.dfo-mpo.gc.ca/sds-sdd/index_e.htm)






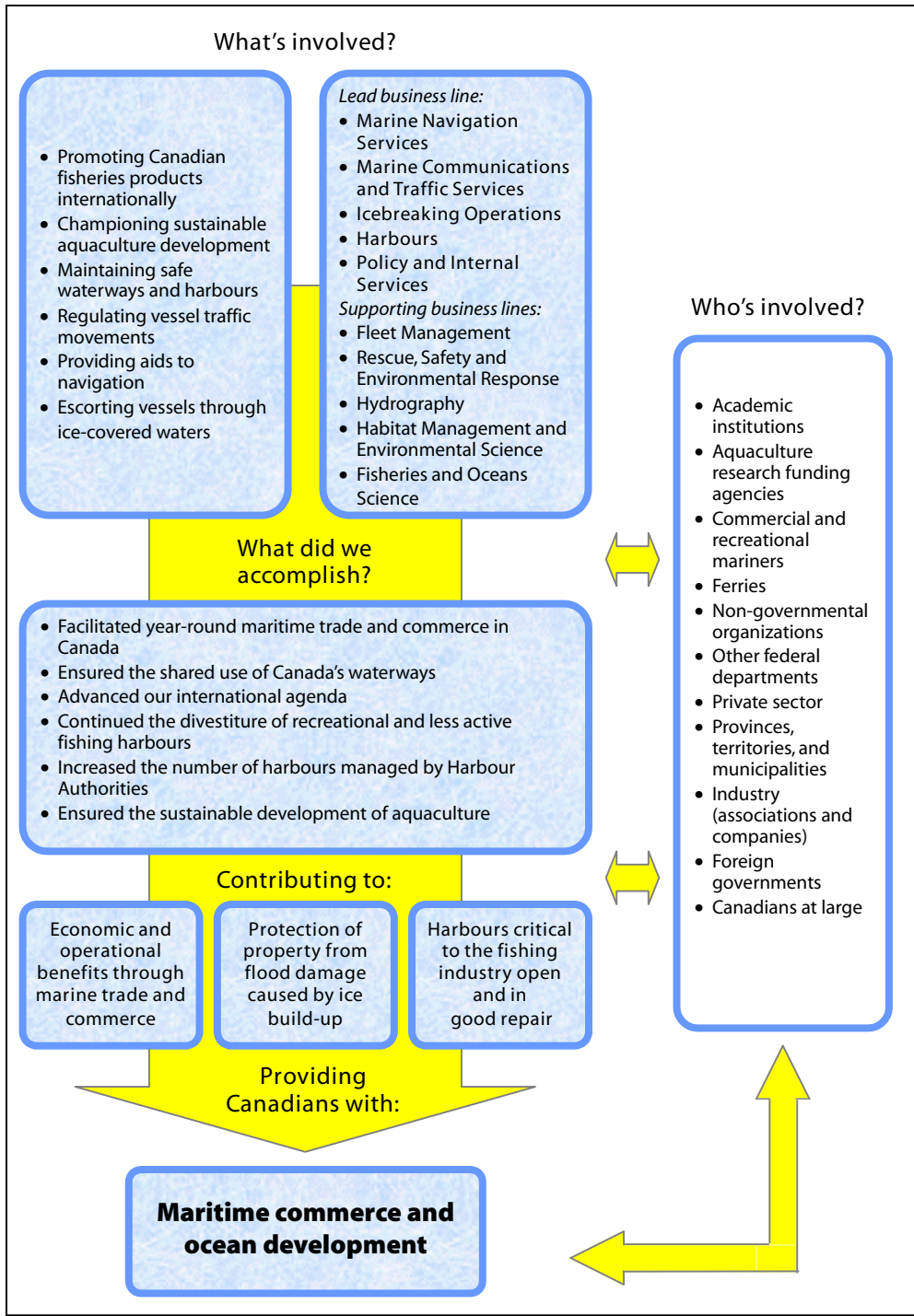
This year, we will continue to work on refining our strategy to advance our international agenda. This will include developing a policy on International Business Development for the Department. In the coming year, the Department will continue to be involved in several bilateral and regional trade liberalization initiatives with Canada's trading partners, including the Free Trade Areas of the Americas initiative involving 34 countries and the Canada-Central America 4 free trade negotiations. Departmental officials will also be involved in negotiations in various working groups at the World Trade Organization as part of the launch of a new round of multi-lateral trade liberalization negotiations. These negotiations will deal with a wide range of issues, including tariffs, non-tariff barriers, services, and the elimination of subsidies that contribute to overcapacity in the fisheries sector.


The increasing challenges posed by divestitures is one of the factors that will influence the review of our harbour operations. Many communities are willing to assume ownership of their harbours but there is very little funding to take advantage of this willingness. Continued divestiture of harbours reduces the revenue generated by the harbours, and the failure to achieve revenue targets reduces our authority to spend. The Department is assessing its options, including how it handles divestitures. The performance targets will depend on any additional funding obtained for divestitures and will be re-examined as part of this review.

Over the coming year, we will also continue to increase public confidence in the sustainability of aquaculture development and the competitiveness of the industry. Our past achievements in aquaculture have proven that collaboration and information sharing is key to our success. Our collaborative work is positioning Canada as a world leader in aquaculture development and is fostering innovation in key developmental areas. In addition to working with other governments domestically, we are working with other countries to set the conditions for vibrant and responsible aquaculture development.



### 3.5.6 At a glance!





## Section 4 — Consolidated Reporting

### *In this section:*

- ◆ *Overview* *Page 69*
- ◆ *Alternative Service Delivery* *Page 70*
- ◆ *Matériel management* *Page 69*
- ◆ *Procurement and contracting* *Page 71*
- ◆ *Regulatory initiatives* *Page 72*
- ◆ *Service Improvement Initiative* *Page 73*
- ◆ *Social Union Framework Agreement* *Page 73*
- ◆ *Government On-Line* *Page 74*
- ◆ *Modern Comptrollership* *Page 74*
- ◆ *Real property management* *Page 75*
- ◆ *Sustainable operations of Fisheries and Oceans Canada* *Page 75*
- ◆ *Human resources* *Page 76*

## Overview

This section presents information on government-wide initiatives and key management issues needed to achieve the Department's strategic outcomes. We are required to report on certain such initiatives and issues; reporting on others is optional.


The required initiatives and issues are as follows:

- Alternative Service Delivery — the options for providing our services using alternative means such as outsourcing the services;
- Matériel management — the management of all the Department's movable and fixed assets;
- Procurement and contracting — the policies, procedures, and strategies of the Department to ensure sound practices;
- Regulatory initiatives — the revisions made or under way to the various acts and regulations under the responsibility of the Minister;
- Service Improvement Initiative — the steps taken by the Department to ensure improved service to Canadians; and
- Social Union Framework Agreement* — the initiatives the Department is taking to ensure federal-provincial transparency.

We have chosen to also report on the following:

- Government On-Line — the steps we are taking to deliver our services on-line to Canadians;
- Modern Comptrollership — the progress made toward instilling sound management of resources and effective decision making in the Department;
- Real property management — the management of our extensive inventory of real property assets (properties owned, leased, or otherwise occupied);
- Sustainable operations of Fisheries and Oceans Canada — the reporting on federal efforts to "green" our operations; and
- Human resources — a highlight of our human resources challenges and the plans we have made to deal with these challenges.





#### 4.1 **Alternative Service Delivery**



*Alternative Service Delivery* refers to the evaluation of different means of providing programs, activities, and functions with a focus on improving client service, reducing costs, and improving the efficiency of the services.

Fisheries and Oceans Canada depends on, and continues to build on the success of a variety of alternative service delivery options. We are currently studying opportunities for contracting for in-service support of our 47-foot marine lifeboats, for supply chain management, and for expanding maintenance of marine aids to navigation. We are also weighing the benefits of alternatives aiming at sustaining and improving efficiency, accountability, service delivery, and innovation in our hydrographic services.

Partnership alternatives make up the majority of alternative service delivery options currently in place in the Department. Examples of these alternatives include:

- Our licensing payment system is a mechanism which allows for the payment of licences at local banks. To increase the ease and speed of the licensing process, the system will be expanded to allow for the payment of the licences by telebanking and by the Internet.
- Comprehensive science partnership programs are currently in place in the Department, supporting research with the private sector, academics, federal government departments, other governments, and the volunteer sector. Hundreds of collaborative research projects are in place with external funding and in-kind contributions totalling in the millions of dollars annually.
- Currently, 638 of the Department's 750 core fishing harbours are managed by Harbour Authorities. The local Harbour Authorities operate with the support of over 25,000 volunteers.
- Arrangements have been made to sign a \$22.5 million funding agreement in April 2002 to support the Canadian Coast Guard Auxiliary, which provides search and rescue services and safe boating education programs to Canadians. The Canadian Coast Guard Auxiliary is an association of 4,666 volunteers who contribute their vessels and services free of charge. The volunteers are reimbursed only for their out-of-pocket expenses when tasked to a search and rescue mission.
- The Department actively engages commercial fishers and other stakeholders in co-management agreements in an effort to increase their involvement in the management of commercial fish resources and ultimately promoting greater accountability and stewardship by resource users.

- ❑ The Canadian Hydrographic Service is being considered for alternative service delivery to improve services to Canadians. The purpose of this evaluation is to ensure the long-term sustainability of the national hydrographic program, improve service delivery to clients, and increase efficiency, accountability, and innovation.

#### **4.2 Materiel management**

Between 1997 and March 31, 2001, all movable and fixed assets within the Department were verified through an exhaustive physical survey in preparation for the change-over to accrual accounting. The process was validated by a series of audits and the assets were recorded in our financial management system. At this time, we are confident that the information recorded in our financial management system is 85% accurate. The life-cycle costs for mission-critical assets were identified for our Fleet, and a plan has been developed for these assets. However, more work needs to be done for the remainder of the Department's assets.


To manage the assets efficiently and to determine their operational costs, we are developing a Maintenance Information Management System which is scheduled for implementation in 2002. The issues of deterioration, insufficient capital resources, and operating pressures are problems identified in assessing these assets. Risk-management assessments were done as part of the Year 2000 compliance initiative.


#### **4.3 Procurement and contracting**

As in any large government department, procurement and contracting are important functions in support of program delivery. Procurement and contracting specialists assist in the development of policies, procedures, and strategies to oversee these activities within our delegated authorities. When the requirements exceed the Department's authorities or when specific expertise is required, we engage Public Works and Government Services Canada to provide contracting services.

A national web-based training package called *Procurement 101* has been developed and provided to responsibility managers. This website provides managers and contracting personnel with all departmental policies on procurement, contracting, training tools, and links to central agencies such as Public Works and Government Services Canada and Treasury Board Secretariat. Acquisition cards are promoted within the Department to simplify the procurement process.

The Departmental Financial and Materiel Management System is used to capture all contracting transactions and to report to central agencies on contracting activity.





#### 4.4 Regulatory initiatives

Regulations are subordinate legislation that must be authorized by an act of Parliament and work in conjunction with that act. Regulations are usually approved by the Governor in Council and must meet the requirements set out in the *Statutory Instruments Act* and the *Government of Canada Regulatory Policy*. The *Statutory Instruments Act* requires that all regulations be examined by the Minister of Justice and be published in the *Canada Gazette*. Pre-publication in the *Canada Gazette* (Part I) gives Canadians an opportunity to comment on a regulatory proposal. Once approved by the Governor in Council, a regulation is given a registration number (SOR #) and published in the *Canada Gazette* (Part II).

The following list of regulatory proposals indicates the wide variety of amendments accomplished over the course of a year.

Purpose of Legislative or Regulatory Initiative	Expected Results	Performance Measurement Criteria	Results Achieved
<b>Boating Restriction Regulations</b>			
<ul style="list-style-type: none"> <li>Add &amp; adjust restrictions to ensure safety of boaters and other users of the waterway</li> <li>Introduce a universal shoreline speed restriction for British Columbia's inland waters and add False Creek and Columbia River to the regulation</li> </ul>	<ul style="list-style-type: none"> <li>Reduced injury and death on Canadian waterways</li> <li>Increased safety and environmental protection</li> </ul>	<ul style="list-style-type: none"> <li>Regulations approved SOR 2001-340, SOR 2002-17, SOR 2001-208</li> </ul>	<ul style="list-style-type: none"> <li>Added 6 area-specific speed limits</li> <li>Prohibited power-driven vessels on 4 waterways</li> <li>Added False Creek to the regulation, and consultations are continuing for the Columbia River</li> <li>Harmonized the enforcement provisions of the regulation with the <i>Small Vessel Regulations</i> to improve enforcement</li> </ul>
<b>Amendments to Provincial Fishery Regulations (Québec, Ontario, Yukon, Maritimes)</b>			
<ul style="list-style-type: none"> <li>Improve the management of fisheries</li> </ul>	<ul style="list-style-type: none"> <li>Improved management and enforcement of the fisheries for British Columbia sport fishery, Maritime provinces, Ontario, Newfoundland, Québec, and Yukon</li> </ul>	<ul style="list-style-type: none"> <li>Regulations approved SOR 2001-156, SOR 2001-452, SOR 2001-325, SOR 2001-128, SOR 2001-438, SOR 2001-324</li> </ul>	<ul style="list-style-type: none"> <li>Continued to ensure sustainable recreational fishing</li> </ul>
<b>Pacific Fishery Regulations, 1993</b>			
<ul style="list-style-type: none"> <li>Reduce shrimp trap and halibut licence fees</li> </ul>	<ul style="list-style-type: none"> <li>Fees are consistent with the Department's policy of only representing the value of access to the resource</li> </ul>	<ul style="list-style-type: none"> <li>Regulations Approved SOR 2001-118</li> </ul>	<ul style="list-style-type: none"> <li>Aligned the fees with departmental policy</li> </ul>
<b>Marine Protected Areas</b>			
<ul style="list-style-type: none"> <li>Establish marine protected areas e.g. XwaYeN (Race Rocks), Endeavour</li> </ul>	<ul style="list-style-type: none"> <li>Protection of biologically diverse area</li> <li>Conservation and protection of a unique habitat with high diversity and productivity</li> </ul>	<ul style="list-style-type: none"> <li>Endeavour Regulations were pre-published in <i>Canada Gazette</i> (Part I) on June 9, 2001</li> </ul>	<ul style="list-style-type: none"> <li>To be reported on in the 2002-03 Departmental Performance Report</li> </ul>
<b>Coastal Fisheries Protection Regulations</b>			
<ul style="list-style-type: none"> <li>Ensure consistency with the United Nations Fisheries Agreement</li> </ul>	<ul style="list-style-type: none"> <li>Enforcement of the United Nations Fisheries Agreement</li> </ul>	<ul style="list-style-type: none"> <li>The United Nations Fisheries Agreement came into force in December 2001</li> </ul>	<ul style="list-style-type: none"> <li>To be reported when the regulations are developed</li> </ul>

#### **4.5 Service Improvement Initiative**

The Department is committed to continuous service improvement and client satisfaction. Every effort is made, with the resources available, to ensure that all services rendered as part of our mandate meet acceptable performance standards and that those services remain important and relevant to the Department's diverse client and stakeholder base. Examples of existing service delivery initiatives that focus on service improvement include the use of service standards for our Fisheries Management, Fish Habitat Protection, Icebreaking Services, and Small Craft Harbours programs.


Although the Department has made limited progress to date in developing a framework within which to report activity in support of the federal Service Improvement Initiative, the need for credible quantifiable measurement of client satisfaction with departmental services is widely recognized. To this end, a framework will be designed to ensure a systematic approach to reporting to Canadians on the quality and performance levels of the services we deliver, and each sector will have a plan for implementing its part of the framework. In addition, credible baseline data will be collected to serve as a reference against which improvement in client satisfaction can be assessed. In this way, improvements in service delivery and client satisfaction will be measured, monitored, and reported.

#### **4.6 Social Union Framework Agreement**


Fisheries and Oceans Canada was not directly involved in the negotiation of the *Social Union Framework Agreement* which commits governments to work together more effectively and to be more transparent and accountable to Canadians. However, in the co-operative spirit of the *Social Union Framework Agreement*, we signed an *Agreement on Interjurisdictional Cooperation with Respect to Fisheries and Aquaculture* with all provinces and territories in September 1999. Our Agreement enhances co-operation with the provinces and territories with the objectives of ecologically sustainable and economically viable fisheries and aquaculture sectors. Like the *Social Union Framework Agreement*, governments have agreed to be openly and publicly accountable to each other for the commitments made in our Agreement.

In 2002, the activities and results under the *Agreement on Interjurisdictional Cooperation with Respect to Fisheries and Aquaculture* will be evaluated by the Canadian Council of Fisheries and Aquaculture Ministers, consisting of the Minister responsible for fisheries and aquaculture in each jurisdiction. The success of the Agreement in improving co-operation and transparency among jurisdictions was noted during the June 2002 meeting of the Council's deputy ministers.

We are currently developing a framework to review the Agreement which includes the identification of indicators and data sources. The framework will be presented at the Council's meeting in September 2002. If the framework is approved, the review will begin in October 2002. The review seeks to capture lessons learned, successes, and areas for improvement, so that future initiatives can build on the success of this Agreement and associated processes.







Canada's portal is found at:  
<http://www.canada.gc.ca>

#### **4.7 Government On-Line**

Service to Canadians is an important part of the Department's vision, and we take full advantage of the benefits offered by the Internet to improve service delivery. Our objectives are to:

- pursue a web presence focused on clients;
- contribute to building the Government of Canada's portal by contributing to the government's various horizontal initiatives;
- introduce new on-line services; and
- ensure that the Government On-Line (GOL) initiative is implemented in an integrated manner by identifying department-wide requirements and enablers.

Over the past year, a partnership with Environment Canada, Natural Resources Canada, Agriculture and Agri-food Canada and Health Canada has produced a single-window cluster for sustainable development on the Canada portal. We also worked with Transport Canada and Environment Canada to develop a single access point to government services for marine services clients. We will continue to pursue opportunities with government and non-government partners to develop portals of information and services consistent with our business goals, strategic objectives, and available resources. We continue to enhance our existing on-line services while ensuring that progress is being made on new on-line services.

To ensure that our website responds to the public's interests, abilities, needs, and conveniences, we have recently embarked on a major project of revamping our website over the next year.

#### **4.8 Modern Comptrollership**

Modern Comptrollership is a government initiative advocating the sound management of resources and effective decision making. It will set out a management approach for the Department with integrated financial and non-financial information, a mature approach to risk management, appropriate control systems, and a common set of values and ethics.

In December 2001, we established a Comptrollership Modernization Office and we began to assess the Department's capacity to deliver on the modern comptrollership initiatives. This assessment will provide baseline data that will enable us to identify departmental priorities for improvements and develop action plans to address them. Preliminary findings and observations indicate that there are several areas of the Department that require improvements to fully implement the new management standards of Modern Comptrollership as set out in the *Report of the Independent Review Panel on the Modernization of Modern Comptrollership in the Government of Canada*. Measurable improvements may take several years to become evident and will be highlighted in subsequent reports.

[http://www.tbs-sct.gc.ca/Pubs\\_pol/partners/rirp\\_e.html](http://www.tbs-sct.gc.ca/Pubs_pol/partners/rirp_e.html)

#### **4.9 Real property management**

The Department relies on an extensive inventory of real property assets (properties owned, leased, or otherwise occupied). The Department's goal is to sustainably support existing and changing program needs at the lowest possible life-cycle cost; to identify the resources and expertise essential to sustain required properties; and to identify and dispose of all unnecessary properties. Existing funding levels are inadequate to maintain this inventory, resulting in the deterioration of our assets. The Department recognizes that reducing the size of the inventory will reduce funding pressures.


A preliminary review of the Department's 7,000 properties (excluding small craft harbours) has identified some 731 properties that are surplus to program needs. A total of 50 of these properties have been disposed of to date, and an initial plan for the disposal of the remaining 681 over the next 5 to 6 years has been approved by the Department. In addition, accommodation plans are being developed for the remaining properties. These initiatives will lead to a significant rationalization of our inventory and will also allow us to confirm the level of resources required (and the shortfalls) to sustain the properties necessary and to supplement the current and future needs of the Department.


Funds received to date for the deterioration of assets, as well as existing limited funds, have been and are being used for the most urgent repairs at facilities such as the Saint Andrews Biological Station. The 2001-02 proceeds of the rationalization, totalling \$3.9 million, will be used for the disposal of other facilities or for health and safety projects.

#### **4.10 Sustainable operations of Fisheries and Oceans Canada**

The Department is required to ensure that departmental operations are consistent with recognized Canadian and international environmental standards. The Office of Environmental Co-ordination within Fisheries and Oceans Canada is responsible for the development and implementation of an Environmental Management System. This system will ensure that environmental commitments are properly assigned, monitored, and reported. The following highlights our achievements for 2001-02:

- Baseline information for environmental performance has been established for all the major departmental facilities. This baseline data will be used to measure the Department's continuous improvement.
- Progress was made to improve existing environmental management programs for contaminated sites, storage tanks, halocarbons, wastewater, and hazardous materials. Programs have also begun for mercury management and asbestos-containing materials.
- We achieved our target to reduce greenhouse gas emissions.
- Of the 800 contaminated sites identified for assessment in Phase I of the project, only 215 were assessed. However, 789 sites identified for Phases II and III were assessed, surpassing our target of 50.

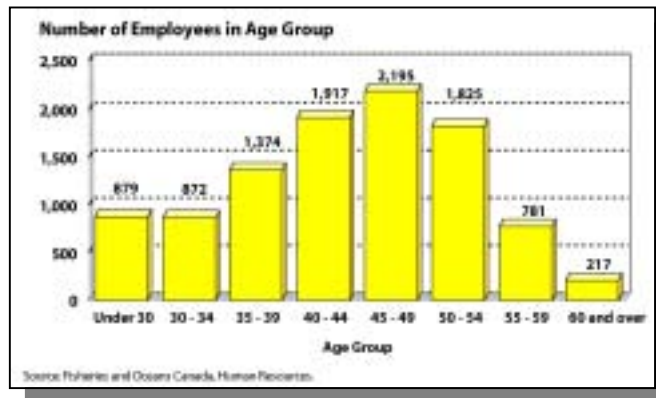




- ❑ We invested \$250,000 in activities related to ozone-depleting substances. These activities include identifying feasible replacement candidates, replacing some halocarbons with non-offensive substances, and completing and/or updating halocarbon inventories. We also invested in the annual testing of systems for leaks and the training of personnel.
- ❑ We inspected 235 storage tanks, representing 135 more than our target for 2001-02. However, we did not achieve our target of 50 upgrades, removals, or replacements of storage tank systems — only 28 projects were achieved.
- ❑ A total of 430 environmental management plans have been established at 605 client-managed harbours.
- ❑ Three of eight vessels over 125 tonnes were certified for compliance with the International Management Code for the Safe Operation of Ships and for Pollution Prevention (ISM Code).

#### **4.11 Human resources**

Fisheries and Oceans Canada, like many other government departments, will be required to renew its ageing workforce in the coming years. As the chart below shows, nearly 50% of our workforce is over 45 years of age. Many of these employees will be eligible for retirement in the next 5 to 10 years. To address this situation, a Recruitment and Retention Centre has been created to develop and implement sustainable human resource strategies across the Department. This Centre will play a key role in ensuring that the Department continues to employ a competent, professional, and representative workforce that has the skills and abilities to meet the needs of Canadians for years to come.




## Section 5 — Financial Performance



### *In this section:*

- ◆ *Overview* *Page 78*
  
- ◆ *Financial tables* *Page 81*
  - Summary of Voted Appropriations* *Page 81*
  - Summary of Total Planned to Actual Spending  
by Business Line, 2001-02* *Page 82*
  - Historical Comparison of Total Planned  
to Actual Spending by Business Line* *Page 84*
  - Revenues by Business Line* *Page 85*
  - Statutory Payments* *Page 86*
  - Transfer Payments* *Page 87*
  - Capital Projects over \$1 million by Business Line* *Page 88*
  - Contingent Liabilities* *Page 92*



 <http://www.pwgsc.gc.ca/recgen>

## Overview

The financial tables presented in this section provide information on the following as they apply to Fisheries and Oceans Canada:

- Planned Spending at the beginning of the year as reported in the *2001-02 Estimates: A Report on Plans and Priorities*;
- the level of spending approved by Parliament reflecting priority changes and technical adjustments (Total Authorities); and
- actual 2001-02 expenditures as reported in the Public Accounts of Canada.

These financial tables have been compiled using the Department's accountability structure as approved by Parliament. We are required to report to Parliament under this structure, which comprises eleven business lines. The business lines are listed and described below.

Marine Navigation Services provides, operates and maintains a system of aids to navigation, provides waterways development and maintenance, and ensures protection of the public right to navigation and protection of the environment.

Marine Communications and Traffic Services (MCTS) provides distress and safety communications and co-ordination, vessel screening to prevent the entry of unsafe vessels into Canadian waters, regulation of vessel traffic movements, and management of an integrated system of marine information and public correspondence services. In addition to ensuring safe marine navigation, MCTS supports economic activities by optimizing traffic movements and port efficiency, and by facilitating industry ship/shore communications. All of the functions are derived from a regulatory framework based primarily on the *Safety of Life at Sea Convention* and the *Canada Shipping Act*.

Icebreaking Operations are those activities such as icebreaking escort, channel maintenance, flood control, harbour breakouts, and ice routing and information services for marine traffic navigating through or around ice-covered waters and for the general public. It also co-ordinates the movement of cargo for the annual resupply of Northern settlements and military sites using contracted commercial carriers.

Rescue, Safety and Environmental Response is composed of the following major program areas: marine search-and-rescue; environmental response and departmental national emergency preparedness; and the promotion of boating safety to the marine public through prevention and regulation.

Fisheries and Oceans Science is responsible for the marine monitoring and assessing of ecosystems through research vessel surveys, monitoring of fisheries and co-operative programs with fishers. Measurements of ocean parameters such as temperature, salinity, water levels and wave heights come from many sources within and outside the Department. Scientists work in multidisciplinary teams with the collaboration of fishers and university-based scientists to assess fish stocks in a broader ecosystem and environmental context. Climate-related studies focus on


the effects of climatic changes in the ocean on fish species such as cod and salmon and on the role of the oceans in the world climate system. Aquaculture science is focused on making new fish species viable for culture in Canada and improving the efficiency of the culture of existing species. The introduction and spread of fish diseases to wild and cultured stocks is combated through fish health protection regulations requiring certification of fish production facilities before fish may be transported from such facilities into Canada or across provincial boundaries.


Habitat Management and Environmental Science develops and implements policies, plans and programs and administers statutes related to the protection and conservation of aquatic habitats and the environment. It also involves investigating and monitoring chemical and physical conditions which affect the quality of aquatic environments as well as the collection, analysis and interpretation of information to support the sustained economic utilization of Canada's renewable aquatic resources and to assess, approve and monitor activities which affect the quality and quantity of fish habitats.

Hydrographic surveys measure the parameters necessary to describe the precise nature and configuration of the seabed and the floors of inland navigable waters, their geographic relationship to the landmass, and the characteristics and dynamics of these waters. Parameters measured include water depth, bottom type, near-surface currents, tides and water levels. Data collected are published as navigational charts and other publications such as Tide and Current Tables, Sailing Directions, Small Craft Guides and Water Level Bulletins. Hydrographic information is also used for the determination of the seaward limits of national jurisdiction and the delimitation of maritime boundaries.

Fisheries Management is responsible for fisheries management functions in all provinces and territories and within and adjacent to Canada's 200-mile fisheries zones. This includes the inland river systems and lakes in all provinces, except where authority for the management of inland fisheries has been delegated to the province or territory. This includes management in Canadian portions of transboundary rivers, shared management of interception fisheries in international waters, and management of Aboriginal, recreational and commercial fishing in Canadian coastal waters. Fisheries Management is also responsible for negotiating international arrangements to advance Canada's fisheries conservation interests in co-operation with other government departments, and the negotiation and administration of international treaties and agreements affecting bilateral and multilateral fisheries relations with other countries.

The operation and maintenance of a national system of fishing and recreational harbours involves the construction and upkeep of wave protection structures and boat mooring and launching facilities, as well as the dredging of harbour entrances and basins to an adequate water depth. Additional activities include the provision and maintenance of service areas and equipment for fish and gear handling and various onshore services. Program management, including engineering and technical services, is provided regionally under national policy direction, with ongoing harbour management and administration provided increasingly by local client-partners where applicable.





Fleet Management consists of the acquisition, maintenance and scheduling of the Department's vessel and air fleets in support of the above program areas. The funding to crew and to operate the Fleet is provided by the above program areas. Fleet Management also arranges for any augmentation of fleet capabilities by arranging for other government departments and the private sector to provide additional sea and air support to the programs.

The responsibilities of Policy and Internal Services include executive direction of the program; corporate and regional management; provision of administrative services; co-ordination of departmental policies; and development and promulgation of the Department's national regulations.

## 5.1 Financial tables

Table 1: Summary of Voted Appropriations

(millions of dollars)		2001-02		
		Planned Spending	Total Authorities	Actuals
Vote	Fisheries and Oceans Canada			
1	Operating expenditures	968.8	1,102.0	1,087.0
5	Capital expenditures	164.3	161.4	139.3
10	Grants and contributions	80.6	205.5	173.3
(S)	Minister of Fisheries and Oceans — Salary and motor car allowance	0.1	0.1	0.1
(S)	Liabilities under the <i>Fisheries Improvement Loans Act</i>	0.2	—	—
(S)	Contributions to employee benefit plans	102.8	107.2	107.2
(S)	Refunds of amounts credited to revenues in previous years	—	0.1	0.1
(S)	Spending of proceeds from the disposal of surplus Crown assets	—	5.6	5.0
<b>Total Department</b>		<b>1,316.8</b>	<b>1,581.9</b>	<b>1,512.0</b>

Table 1 summarizes the resources that Parliament approves for the Department through appropriation acts. A vote specifies the amount devoted to each category of expenditures. For Fisheries and Oceans Canada, these votes are for operating expenditures (vote 1), capital expenditures (vote 5), and grants and contributions (vote 10). The items identified with an "S" in the vote column indicate expenditures the Department is required to make that do not require an appropriation act. It is important to note that vote 1 represents net operating expenditures — operating expenditures minus spendable revenues.

Planned Spending for Fisheries and Oceans Canada in the fiscal year 2001-02 totalled \$1,316.8 million. During the course of the year, Parliament approved additional resources totalling \$265.1 million through supplementary estimates. These additional resources consist primarily of \$114.8 million for the Aboriginal Fisheries Access Program in response to the Supreme Court decision on *Marshall*, \$37.6 million for the Canadian Fisheries Adjustment and Restructuring Plan, and \$36.2 million for incremental personnel costs as a result of the negotiation of collective agreements. The remainder of the resources are for various smaller initiatives such as public security, the disposal of small craft harbours, and the assessment of federal contaminated sites.

The variance of \$69.9 million between Total Authorities and Actual Expenditures is due primarily to \$25.0 million in contribution for the Aboriginal Fisheries Access Program, which will be transferred to 2002-03, and \$15.3 million in capital resources for the unexpected delay in the acquisition of new lifeboats and the construction of new stations. These capital resources will also be transferred to 2002-03. The remainder of the variance is minimal.

The resources identified in this table are divided among business lines in Table 2 and compared to actual expenditures of previous years in Table 3. The remainder of the tables offer additional details on our spendable and non-spendable revenues, statutory payments, major capital projects, and contingent liabilities.








Table 2: Summary of Total Planned to Actual Spending by Business Line, 2001-02

<b>(millions of dollars)</b>						
<b>Business Line</b>	<b>Operating</b>	<b>Capital</b>	<b>Grants and Contributions</b>	<b>Total Gross Expenditures</b>	<b>Less: Respendable Revenues*</b>	<b>Total Net Expenditures</b>
Marine Navigation Services	130.3	1.1	—	131.4	32.5	98.9
<i>Total authorities</i>	<i>137.6</i>	<i>1.0</i>	<i>0.4</i>	<i>139.0</i>	<i>32.5</i>	<i>106.5</i>
<b>Actuals</b>	<b>109.9</b>	<b>0.2</b>	<b>0.4</b>	<b>110.5</b>	<b>29.6</b>	<b>80.9</b>
Marine Communications and Traffic Services	60.4	7.6	—	68.0	0.1	67.9
<i>Total authorities</i>	<i>62.5</i>	<i>7.5</i>	<i>—</i>	<i>70.0</i>	<i>0.1</i>	<i>69.9</i>
<b>Actuals</b>	<b>60.3</b>	<b>7.9</b>	<b>—</b>	<b>68.2</b>	<b>0.4</b>	<b>67.8</b>
Icebreaking Operations	54.9	—	—	54.9	9.4	45.5
<i>Total authorities</i>	<i>63.1</i>	<i>—</i>	<i>—</i>	<i>63.1</i>	<i>9.4</i>	<i>53.7</i>
<b>Actuals</b>	<b>49.7</b>	<b>—</b>	<b>—</b>	<b>49.7</b>	<b>4.9</b>	<b>44.8</b>
Rescue, Safety and Environmental Response	117.9	—	4.7	122.6	0.1	122.5
<i>Total authorities</i>	<i>126.0</i>	<i>—</i>	<i>4.7</i>	<i>130.7</i>	<i>0.1</i>	<i>130.6</i>
<b>Actuals</b>	<b>112.6</b>	<b>—</b>	<b>4.7</b>	<b>117.3</b>	<b>0.5</b>	<b>116.8</b>
Fisheries and Oceans Science	135.9	—	5.7	141.6	—	141.6
<i>Total authorities</i>	<i>153.9</i>	<i>—</i>	<i>3.0</i>	<i>156.9</i>	<i>—</i>	<i>156.9</i>
<b>Actuals</b>	<b>154.6</b>	<b>2.3</b>	<b>2.9</b>	<b>159.8</b>	<b>—</b>	<b>159.8</b>
Habitat Management and Environmental Science	92.4	—	4.8	97.2	—	97.2
<i>Total authorities</i>	<i>103.6</i>	<i>—</i>	<i>5.8</i>	<i>109.4</i>	<i>—</i>	<i>109.4</i>
<b>Actuals</b>	<b>96.1</b>	<b>0.2</b>	<b>5.2</b>	<b>101.5</b>	<b>—</b>	<b>101.5</b>
Hydrography	27.4	—	—	27.4	—	27.4
<i>Total authorities</i>	<i>38.8</i>	<i>—</i>	<i>0.2</i>	<i>39.0</i>	<i>—</i>	<i>39.0</i>
<b>Actuals</b>	<b>40.7</b>	<b>0.9</b>	<b>0.2</b>	<b>41.8</b>	<b>—</b>	<b>41.8</b>
Fisheries Management	194.3	0.3	56.4	251.0	—	251.0
<i>Total authorities</i>	<i>236.6</i>	<i>0.3</i>	<i>180.4</i>	<i>417.3</i>	<i>—</i>	<i>417.3</i>
<b>Actuals</b>	<b>217.0</b>	<b>1.3</b>	<b>151.2</b>	<b>369.5</b>	<b>—</b>	<b>369.5</b>
Harbours	58.3	21.0	—	79.3	—	79.3
<i>Total authorities</i>	<i>53.6</i>	<i>22.7</i>	<i>6.5</i>	<i>82.8</i>	<i>—</i>	<i>82.8</i>
<b>Actuals</b>	<b>47.1</b>	<b>31.6</b>	<b>5.3</b>	<b>84.0</b>	<b>—</b>	<b>84.0</b>
Fleet Management	79.5	68.3	—	147.8	—	147.8
<i>Total authorities</i>	<i>83.4</i>	<i>65.7</i>	<i>—</i>	<i>149.1</i>	<i>—</i>	<i>149.1</i>
<b>Actuals</b>	<b>100.9</b>	<b>28.7</b>	<b>—</b>	<b>129.6</b>	<b>0.1</b>	<b>129.5</b>
Policy and Internal Services	166.2	66.0	9.2	241.4	3.7	237.7
<i>Total authorities</i>	<i>201.7</i>	<i>64.2</i>	<i>4.5</i>	<i>270.4</i>	<i>3.7</i>	<i>266.7</i>
<b>Actuals</b>	<b>249.4</b>	<b>66.2</b>	<b>3.4</b>	<b>319.0</b>	<b>3.4</b>	<b>315.6</b>
<b>Total Planned Spending</b>	<b>1,117.5</b>	<b>164.3</b>	<b>80.8</b>	<b>1,362.6</b>	<b>45.8</b>	<b>1,316.8</b>
<i>Total authorities</i>	<i>1,260.8</i>	<i>161.4</i>	<i>205.5</i>	<i>1,627.7</i>	<i>45.8</i>	<i>1,581.9</i>
<b>Actuals</b>	<b>1,238.3</b>	<b>139.3</b>	<b>173.3</b>	<b>1,550.9</b>	<b>38.9</b>	<b>1,512.0</b>
<b>Other Revenues and Expenditures</b>						
Non-Respendable Revenues**						45.2
<i>Total authorities</i>						45.2
<b>Actuals</b>						<b>68.6</b>
Cost of services provided by other departments						72.3
<i>Total authorities</i>						71.4
<b>Actuals</b>						<b>71.4</b>
Net Cost of the Program						1,343.9
<i>Total authorities</i>						1,608.1
<b>Actuals</b>						<b>1,514.8</b>

Note: Numbers in regular typeface denote Planned Spending as per the 2001-02 Estimates: A Report on Plans and Priorities; those in italics denote Total Authorities; numbers in bold denote Actual Expenditures.

\* These revenues were formerly called "Revenues Credited to the Vote".

\*\* These revenues were formerly called "Revenues Credited to the Consolidated Revenue Fund".

Table 2 provides a breakdown of the Department's Planned Spending, Total Authorities, and Actual Expenditures found in Table 1 for each business line.

The Operating Expenditures in Table 2 are gross, meaning that Respendable Revenues have not been subtracted since they are shown in a different column. For an explanation of our respendable revenues, refer to Table 4. The operating expenditures include the following statutory items: Minister's salary and motor car allowance, Contributions to employee benefit plans, Refunds of amounts credited to revenues in previous years, and Spending of proceeds from the disposal of surplus Crown assets. The Grants and Contributions column includes the statutory item of Liabilities under the *Fisheries Improvement Loans Act*.


The increase of \$143.3 million in operating funds between Planned Spending and Total Authorities is related primarily to incremental personnel costs as a result of the negotiation of collective agreements (\$36.2 million), the transfer of operating resources from fiscal year 2000-01 (\$31.0 million), the Aboriginal Fisheries Access Program in response to the Supreme Court decision in *Marshall* (\$29.3 million), and incremental funding to address core operational requirements (\$14.4 million). Actual operating expenditures of \$1,238.3 million are only \$22.5 million lower than the Total Authorities.


We can note a slight decrease of \$2.9 million in capital funds from Planned Spending and Total Authorities. However, we can also note that \$22.1 million was unspent at the end of the fiscal year. Most of this variance is because of the manufacturer's delays in the production of new lifeboats and the construction of new stations. Therefore, we received authority to transfer \$15.3 million of these capital resources for this project.

The increase of \$124.7 million in grants and contributions between Planned Spending and Total Authorities is primarily related to the Aboriginal Fisheries Access Program in response to the *Marshall* decision (\$85.5 million), and the Canadian Fisheries Adjustment and Restructuring Plan (\$37.6 million). Actual expenditures were \$32.2 million lower than our Total Authorities.

Variances between business lines can be explained by internal reallocations that occurred throughout the year. For example, the maintenance and repair costs of real property assets traditionally spent in Marine Navigation Services and Fleet Management have now become the responsibility of Policy and Internal Services. However, for 2001-02, the authority to spend remained in the original business line while the expenditures were made against Policy and Internal Services.

We have omitted the full-time equivalents from Table 2 because we feel that it does not represent an actual picture of our workforce. Full-time equivalents reflect the human resources that the Department uses to deliver its programs and services. This number is based on a calculation that considers full-time, part-time, term, and casual employment, and other factors such as job sharing. The Department is no longer required to control the number of full-time equivalents it may use. Rather, we manage a personnel budget within our operating





expenditures and have the latitude to manage it as needed. There are approximately 10,000 employees in Fisheries and Oceans Canada.

Table 3: Historical Comparison of Total Planned to Actual Spending by Business Line

<b>(millions of dollars)</b>					
<b>Business Line</b>	<b>Actuals 1999-2000</b>	<b>Actuals 2000-01</b>	<b>Planned Spending 2001-02</b>	<b>Total Authorities 2001-02</b>	<b>Actuals 2001-02</b>
Marine Navigation Services	103.0	99.3	98.9	106.5	80.9
Marine Communications and Traffic Services	67.3	71.6	67.9	69.9	67.8
Icebreaking Operations	41.2	45.4	45.5	53.7	44.8
Rescue, Safety and Environmental Response	104.0	109.0	122.5	130.6	116.8
Fisheries and Oceans Science	133.6	148.9	141.6	156.9	159.8
Habitat Management and Environmental Science	78.1	132.5	97.2	109.4	101.5
Hydrography	32.1	35.2	27.4	39.0	41.8
Fisheries Management	438.2	409.2	251.0	417.3	369.5
Harbours	63.7	90.0	79.3	82.8	84.0
Fleet Management	121.0	126.8	147.8	149.1	129.5
Policy and Internal Services	196.8	260.0	237.7	266.7	315.6
<b>Total</b>	<b>1,379.0</b>	<b>1,527.9</b>	<b>1,316.8</b>	<b>1,581.9</b>	<b>1,512.0</b>

Table 3 offers an historical perspective on departmental resources by business line. For an explanation of variances among Planned Spending, Total Authorities, and Actual Expenditures, please refer to Table 2.

The increase in Actual Spending over the three-year period shown in Table 3 relates primarily to funding received to strengthen core programs such as scientific research, fisheries management, and maritime safety; investments made to address the deterioration of vessels; and the government's response to the Supreme Court decision in *Marshall*.

Table 4: Revenues by Business Line


(millions of dollars)					
Business Line	Actuals 1999-2000	Actuals 2000-01	Planned Revenues 2001-02	Total Authorities 2001-02	Actuals 2001-02
<b>Respendable Revenue*</b>					
Marine Navigation Services	29.8	31.0	32.5	32.5	29.6
Marine Communications and Traffic Services	0.7	0.5	0.1	0.1	0.4
Icebreaking Operations	12.3	11.1	9.4	9.4	4.9
Rescue, Safety and Environmental Response	0.5	0.4	0.1	0.1	0.5
Fisheries and Oceans Science	—	—	—	—	—
Habitat Management and Environmental Science	—	—	—	—	—
Hydrography	—	—	—	—	—
Fisheries Management	—	—	—	—	—
Harbours	—	—	—	—	—
Fleet Management	0.4	0.4	—	—	0.1
Policy and Internal Services	3.9	3.9	3.7	3.7	3.4
<b>Total Respendable Revenues</b>	<b>47.6</b>	<b>47.3</b>	<b>45.8</b>	<b>45.8</b>	<b>38.9</b>
<b>Non-Respendable Revenue**</b>					
Marine Navigation Services	0.2	0.4	0.2	0.2	0.2
Marine Communications and Traffic Services	—	—	—	—	—
Icebreaking Operations	—	—	—	—	—
Rescue, Safety and Environmental Response	—	—	—	—	—
Fisheries and Oceans Science	0.1	0.1	0.1	0.1	0.1
Habitat Management and Environmental Science	—	—	—	—	0.1
Hydrography	2.8	2.8	2.8	2.8	2.7
Fisheries Management	41.9	46.1	41.1	41.1	47.2
Harbours	2.1	1.9	1.0	1.0	1.8
Fleet Management	0.1	—	—	—	—
Policy and Internal Services	0.1	0.3	—	—	0.3
<b>Sub-total</b>	<b>47.3</b>	<b>51.6</b>	<b>45.2</b>	<b>45.2</b>	<b>52.4</b>
Unplanned	11.2	18.1	—	—	16.2
<b>Total Non-Respendable Revenues</b>	<b>58.5</b>	<b>69.7</b>	<b>45.2</b>	<b>45.2</b>	<b>68.6</b>
<b>Total Revenues</b>	<b>106.1</b>	<b>117.0</b>	<b>91.0</b>	<b>91.0</b>	<b>107.5</b>

\* These revenues were formerly called "Revenues Credited to the Vote".


\*\* These revenues were formerly called "Revenues Credited to the Consolidated Revenue Fund".

Table 4 provides an historical comparison of the Department's revenues by business line. Respendable revenues refer to funds collected for user fees or for the recovery of the cost of our services. These are collected mainly by the Canadian Coast Guard for marine services fees and vessel escort services in ice-covered waters. The Department is permitted to spend the sums received as respendable revenues. This explains why they are subtracted from the operating expenditures in Table 1 and are subtracted in a different column in Table 2.

Non-respendable revenues refers to funds collected for fishing licences, hydrographic charts, and various other departmental products and services. The



**FINANCIAL  
PERFORMANCE**



Department is not allowed to respense these revenues, but our spending levels are decreased if we do not meet the Planned Revenues.

There is very little fluctuation in revenues over the time period examined. However, we can observe a slight decrease in spendable revenues. This is primarily due to the decline in shipping activity at a number of Canadian ports, thus reducing the Marine Services fees (shown in Marine Navigation Services) and the Icebreaking fees (shown in Icebreaking Operations).

As for non-spendable revenues, we have moved from reporting on collected revenues to reporting on billed revenues (accrual accounting). This change became effective April 1, 2001. This change may account for some of the slight decrease in non-spendable revenues evident in Table 4.

Table 5: Statutory Payments


<b>(millions of dollars)</b>					
<b>Business Line</b>	<b>Actuals 1999-2000</b>	<b>Actuals 2000-01</b>	<b>Planned Spending 2001-02</b>	<b>Total Authorities 2001-02</b>	<b>Actuals 2001-02</b>
Fisheries Management	-	-	0.2	-	-
<b>Total Statutory Payments</b>	-	-	0.2	-	-

Table 5 shows Planned Spending of \$0.2 million for statutory payments under the *Fisheries Improvement Loans Act*. Under this act, the Department was responsible for guaranteeing fishers' loans with financial institutions. No new loans have been guaranteed since 1987, and final repayments are scheduled for 2002.

Table 6: Transfer Payments

<b>(millions of dollars)</b>					
<b>Business Line</b>	<b>Actuals 1999-2000</b>	<b>Actuals 2000-01</b>	<b>Planned Spending 2001-02</b>	<b>Total Authorities 2001-02</b>	<b>Actuals 2001-02</b>
<b>GRANTS</b>					
Marine Navigation Services	—	—	—	—	—
Marine Communications and Traffic Services	—	—	—	—	—
Icebreaking Operations	—	—	—	—	—
Rescue, Safety and Environmental Response	—	—	—	—	—
Fisheries and Oceans Science Habitat Management and Environmental Science	0.1	30.0	—	0.4	0.4
Hydrography	0.1	0.1	—	0.1	0.1
Fisheries Management	—	0.5	—	—	—
Harbours	—	—	—	5.1	3.9
Fleet Management	—	—	—	—	—
Policy and Internal Services	—	0.5	0.2	0.1	—
<b>Total Grants</b>	<b>0.2</b>	<b>31.6</b>	<b>0.2</b>	<b>5.7</b>	<b>4.4</b>
<b>CONTRIBUTIONS</b>					
Marine Navigation Services	—	—	—	0.4	0.4
Marine Communications and Traffic Services	—	—	—	—	—
Icebreaking Operations	—	—	—	—	—
Rescue, Safety and Environmental Response	3.6	4.3	4.7	4.7	4.7
Fisheries and Oceans Science	1.7	1.9	5.7	2.6	2.5
Habitat Management and Environmental Science	2.8	4.4	4.8	5.8	5.2
Hydrography	—	—	—	0.1	0.1
Fisheries Management	241.7	193.7	56.4	180.4	151.2
Harbours	2.5	1.0	—	1.4	1.4
Fleet Management	—	—	—	—	—
Policy and Internal Services	0.2	3.2	9.0	4.4	3.4
<b>Total Contributions</b>	<b>252.5</b>	<b>208.5</b>	<b>80.6</b>	<b>199.8</b>	<b>168.9</b>
<b>Total Transfer Payments</b>	<b>252.7</b>	<b>240.1</b>	<b>80.8</b>	<b>205.5</b>	<b>173.3</b>

Table 6 summarizes the Department's grants and contributions by business line for the past three years. For a complete listing of our grants and contributions, visit the Public Accounts of Canada on the Receiver General's website. We can note a decrease in grants and contributions over time because of sunseting programs such as the Pacific Salmon Endowment Fund. The variances between Planned Spending, Total Authorities, and Actual expenditures for 2001-02 are explained in Table 2.



 <http://www.pwgsc.gc.ca/recgen/text/recgen-e.html>





Table 7: Capital Projects over \$1 Million by Business Line

The following table identifies the Department's capital projects over \$1.0 million by business line. The authority to implement these projects is obtained from the Department's Long-Term Capital Plan.

<b>(millions of dollars)</b>						
<b>Province/ Project Description</b>	<b>Current Estimated Total Cost</b>	<b>Actuals 1999-2000</b>	<b>Actuals 2000-01</b>	<b>Planned Spending 2001-02</b>	<b>Total Authorities 2001-02</b>	<b>Actuals 2001-02</b>
<b>MARINE NAVIGATION SERVICES</b>						
<b>Multi-province</b>						
Differential Global Positioning System — Navigation Service Network	11.3	1.4	0.7	0.5	0.9	0.3
<b>MARINE COMMUNICATIONS AND TRAFFIC SERVICES</b>						
<b>Newfoundland</b>						
Newfoundland tower replacement	1.7	—	—	—	1.7	1.1
<b>Nova Scotia</b>						
Marine Communications and Traffic Services Halifax Renewal	4.0	0.6	1.6	1.1	1.1	0.9
<b>British Columbia</b>						
Relocation of the Vancouver Communications and Traffic Services Centre	7.2	4.3	—	—	0.1	—
West Coast Very High Frequency Network	5.1	—	—	0.8	0.8	0.5
North Coast Microwave Replacement	4.0	—	—	—	1.8	0.4
Mt. Ozzard Road and electrical power upgrade	1.4	—	—	—	0.1	—
<b>Multi-province</b>						
MDS/NAVTEX Version 6 Implementation of the Global Maritime Distress Safety System	13.1	0.2	4.4	4.3	6.7	3.5
Marine Communications and Traffic Services Communication Control Systems Modernization	15.7	—	—	0.9	0.9	0.2
INNAV — National information system	13.0	10.4	1.7	0.2	0.8	0.7
<b>HARBOURS</b>						
<b>Newfoundland</b>						
Catalina — Wharf reconstruction	1.2	—	0.9	0.6	0.4	0.4
La Scie — Breakwater reconstruction	1.8	—	1.6	0.2	0.7	0.7
Makkovik — Harbour repairs	1.2	—	0.6	0.7	0.2	0.2
Red Harbour — Wharf reconstruction	1.1	—	0.5	0.2	0.4	0.8
Seal Cove — Breakwater repairs	1.1	—	—	0.2	0.6	0.7
Bay de Verde — Breakwater construction	1.7	—	—	—	0.2	0.1
Ochre Pit Cove — Breakwater reconstruction	1.2	—	—	—	0.1	0.1
Old Perlican — Harbour development	1.8	—	—	—	0.2	0.2
Joe Batt's Arm — Wharf reconstruction	1.2	—	—	—	0.1	0.1
Lumsden — Breakwater reconfiguration	1.3	—	—	—	0.1	0.1
St. Lawrence — Wharf reconstruction	1.2	—	—	—	0.1	0.1


Table 7: Capital Projects over \$1 Million by Business Line (continued)

(millions of dollars)						
Province/ Project Description	Current Estimated Total Cost	Actuals 1999-2000	Actuals 2000-01	Planned Spending 2001-02	Total Authorities 2001-02	Actuals 2001-02
<b>New Brunswick</b>						
Caraquet — Wharf reconstruction	2.0	—	—	0.6	1.5	1.6
Shippegan — Wharf reconstruction	3.5	—	—	—	0.1	0.1
<b>Nova Scotia</b>						
Clark's Harbour — Wharf repairs	1.0	—	0.4	0.5	0.6	0.6
Little Judique Ponds — Wharf reconstruction	1.8	—	0.1	1.6	1.7	1.8
Parkers Cove — Wharf reconstruction	1.3	—	1.0	0.3	0.6	0.7
Bayfield — Wharf reconstruction	1.1	—	—	—	1.0	0.2
Yarmouth Bar — Breakwater construction	2.0	—	—	—	1.2	1.4
<b>Prince Edward Island</b>						
Jude's Point — Wharf reconstruction	1.3	—	—	0.2	0.2	0.2
Savage Harbour — Breakwater reconstruction	1.6	—	—	—	1.0	0.6
<b>Québec</b>						
Rivière au Renard — Wharf reconstruction	3.0	—	2.3	0.8	—	0.7
Rivière au Renard — Wharf extension	2.2	—	—	—	—	0.1
Grand Entrée — Harbour development	5.8	—	0.2	2.7	—	0.6
Paspebiac — Wharf reconstruction	1.1	—	0.5	0.6	0.8	0.8
Ile d'Entrée	5.5	—	—	—	0.2	1.0
<b>British Columbia</b>						
Pacific Region — Breakwater repair	1.2	—	0.2	1.0	1.0	1.0
<b>FLEET MANAGEMENT</b>						
<b>Nova Scotia</b>						
CCGS <i>Louis S. St. Laurent</i> — Replace Service Boilers	1.5	—	0.6	0.4	0.4	0.9
Life extension of the <i>Hudson</i>	5.3	—	2.5	1.6	1.6	1.6
Replacement of the <i>Cumella</i>	1.1	—	—	1.1	1.1	—
<b>Newfoundland</b>						
Vessel life extension — <i>J.E. Bernier</i>	2.6	—	0.5	2.1	2.1	2.9
<b>Québec</b>						
New Air Cushion Vehicle	20.0	—	—	5.0	—	—
Franklin Survey	2.8	—	—	—	—	0.6
<i>DesGroseilliers</i> — Vessel life extension	7.2	—	—	—	0.4	0.4
<b>Ontario</b>						
CCGS <i>Griffon</i> — Life extension	6.0	—	—	—	0.2	0.2
<b>Manitoba</b>						
VAKTA Waubano Replacement	3.0	—	—	2.9	0.3	—
<b>British Columbia</b>						
Replace inshore fishery research vessel <i>Caligus</i>	2.0	—	1.2	0.5	0.5	0.5
Replace main rotor blades — Sikorsky S61N	1.3	—	—	1.3	1.3	1.3
<i>Sir Wilfrid Laurier</i> — Modifications for Science	1.8	—	—	—	—	0.2
CCGS <i>Ricker</i> — Life extension	1.3	—	—	—	1.3	1.3
<b>Multi-province</b>						
Communications security equipment	2.7	0.1	1.1	0.5	0.5	0.5




**FINANCIAL  
PERFORMANCE**





<b>(millions of dollars)</b>						
<b>Province/ Project Description</b>	<b>Current Estimated Total Cost</b>	<b>Actuals 1999-2000</b>	<b>Actuals 2000-01</b>	<b>Planned Spending 2001-02</b>	<b>Total Authorities 2001-02</b>	<b>Actuals 2001-02</b>
Search-and-rescue lifeboat replacement — Phase I	46.5	3.7	2.0	1.2	1.2	2.0
Search-and-rescue lifeboat replacement — Phase II	41.0	—	—	4.5	4.5	2.9
Search-and-rescue program integrity	26.8	—	—	16.5	21.2	6.0
Ship Electronic Chart and Navigation Systems (SECANS)	6.1	0.1	0.3	0.2	—	—
Helicopter component parts	1.0	—	—	—	1.0	0.8
DGPS equipment for vessels	2.2	—	—	—	1.0	0.1
Ships Integrated System Technical and Renewal (SISTAR)	1.6	—	—	—	0.5	0.5
<b>POLICY AND INTERNAL SERVICES</b>						
<b>Newfoundland</b>						
Southside Base — Wharf reconstruction Berths 28 and 29	5.7	1.0	2.4	2.0	2.0	2.1
Lightstations Revitalization Project	19.5	—	4.0	5.0	5.0	5.0
Southside Base — Exterior building refit	2.7	0.2	—	0.7	0.1	0.1
Communication tower replacement	1.6	—	—	—	0.6	0.6
Burgeo wharf replacement	1.2	—	—	—	1.2	0.1
<b>Nova Scotia</b>						
Bedford Institute of Oceanography — Wharf and jetty maintenance	4.6	0.1	0.8	3.7	3.7	3.7
Bedford Institute of Oceanography — Vulcan building renovation	6.1	—	1.2	0.3	0.5	0.5
Canso Canal at Port Hasting — Concrete and steel pile restoration	5.4	—	0.6	2.3	2.2	2.2
Restoration of lock gates — Canso Canal	5.9	—	2.8	0.1	0.1	0.1
Sydney Coast Guard College — Repairs/restoration	1.9	—	1.7	0.2	0.2	0.2
<b>New Brunswick</b>						
St. Andrews Biological Station — Saltwater filtration project	3.6	—	1.5	1.6	1.6	2.1
Saint John Base — Brickwork restoration	2.6	—	—	0.2	0.2	—
St. Andrews Biological Station — Consolidated storage space	1.5	—	—	0.3	0.3	0.3
St. Andrews Biological Station — New Science building	15.6	—	—	0.6	0.6	0.2
St. Andrews Biological Station — Wet lab construction	12.8	—	—	0.9	0.9	0.3
<b>Québec</b>						
Banc Cap Brule Pillars	2.0	—	0.3	1.8	1.8	1.4
Institut Maurice Lamontagne — Major repair of ocean water supplier	1.7	0.1	1.6	—	—	0.1
Institut Maurice Lamontagne — Optimization of space	1.5	—	1.3	—	—	0.2
Institut Maurice Lamontagne — Extension of bassin room equipment and infrastructure	2.2	—	—	—	1.1	1.1
Haut Fond Prince — Major repair of pillars (emerging aids)	1.5	—	—	—	0.1	0.1
<b>Ontario</b>						
Prescott Coast Guard Base — Wharf repair	4.6	0.4	1.9	0.4	—	0.6
Southeast Bend channel restoration	4.0	—	0.1	—	3.9	0.4

<b>(millions of dollars)</b>						
<b>Province/ Project Description</b>	<b>Current Estimated Total Cost</b>	<b>Actuals 1999-2000</b>	<b>Actuals 2000-01</b>	<b>Planned Spending 2001-02</b>	<b>Total Authorities 2001-02</b>	<b>Actuals 2001-02</b>
Amherstburg — Search and rescue station restoration	1.1	—	—	—	1.1	0.8
<b>British Columbia</b>						
Pacific Biological Station Taylor Clemens Refit	1.5	0.2	0.8	0.2	0.4	0.3
Institute of Ocean Sciences — Roofing mid-life replacement	2.6	0.4	0.7	0.3	0.3	0.4
Institute of Ocean Sciences — Wharf repairs project	3.1	—	0.1	1.5	1.6	0.4
Fulton River — Spawning gravel revitalization	2.5	—	0.7	1.8	1.8	1.6
Pinkut Creek Project — Rebuild Pinkut Creek Salmon Enhancement Program facility	1.6	—	0.3	0.8	0.8	0.8
Bella Bella — Reconstruction of the Fisheries Management Residence/Office/SAR Station Complex	3.0	—	0.1	1.2	1.2	0.4
Staffed lightstations restoration	25.0	—	6.5	4.0	5.2	5.8
Salmon Enhancement Program — Facilities health and safety priority	2.2	—	—	—	1.1	1.2
Sandheads light replacement	1.5	—	—	—	0.9	0.9
Hell's Gate — Fish passage improvement	1.5	—	—	—	0.2	0.2
Horne Lake	2.0	—	—	—	0.5	0.5
<b>Nunavut</b>						
Relocation of Kugluktuk supply site	1.2	—	—	—	1.1	0.8
<b>Multi-province</b>						
Search and rescue base restoration project (Maritimes)	2.5	—	—	—	0.8	0.4
Mactaquac and science site revitalization	3.6	—	—	—	0.7	0.4



**FINANCIAL  
PERFORMANCE**




Table 8: Contingent Liabilities


Contingent Liabilities (\$ millions)	Amount of Contingent Liability		
	March 31, 2000	March 31, 2001	Current as of March 31, 2002
<b>List of Contingent Liabilities</b>			
<b>Loans</b>			
<i>Fisheries Improvement Loans Act</i>	0.1	0.1	—
<b>Claims, Pending and Threatened Litigation</b>			
Litigations	34.2	38.0	48.9
<b>Total</b>	34.3	38.1	48.9
<b>Contingent Gains</b>			
Litigations	42.4	42.4	0.5

As of March 31, 2002, contingent liabilities estimated at \$48.9 million were outstanding against Fisheries and Oceans Canada, relating to some 75 individual cases of pending or threatened litigation. Most of these claims are for loss of income, injuries sustained by persons, and damages to property.

In addition, the Department has contingent gains estimated at \$0.5 million as of March 31, 2002, relating to two cases.


Although these cases are in various stages of litigation, it is not departmental policy to comment on their expected outcomes. They must, however, be recognized as potential liabilities or gains against the Crown and are therefore presented for information purposes only.

## Section 6 — Other Information



*In this section:*

- ◆ *Statutes, regulations, and statutory reports* *Page 94*
  
- ◆ *Contacts for further information* *Page 96*



## 6.1 Statutes, regulations, and statutory reports


### Statutes

*Atlantic Fisheries Restructuring Act*<sup>1</sup>, R.S.C. 1985, c. A-14  
*Canada Shipping Act*<sup>2</sup>, R.S.C. 1985, c. S-9  
*Coastal Fisheries Protection Act*, R.S.C. 1985, c. C-33  
*Department of Fisheries and Oceans Act*, R.S.C. 1985, c. F-15  
*Fisheries Act*, R.S.C. 1985, c. F-14  
*Fisheries Development Act*, R.S.C. 1985, c. F-21  
*Fisheries Improvement Loans Act*, R.S.C. 1985, c. F-22  
*Fisheries Prices Support Act*, R.S.C. 1985, c. F-23  
*Fishing and Recreational Harbours Act*, R.S.C. 1985, c. F-24  
*Freshwater Fish Marketing Act*, R.S.C. 1985, c. F-13  
*Great Lakes Fisheries Convention Act*, R.S.C. 1985, c. F-17  
*National Energy Board Act*<sup>3</sup>, R.S.C. 1985, c. N-7  
*Navigable Waters Protection Act*, R.S.C. 1985, c. N-22  
*Oceans Act*, S.C. 1996, c. 31  
*Resources and Technical Surveys Act*<sup>4</sup>, R.S.C. 1985, c. R-7

1. Certain sections of this Act are also the responsibility of the Ministers of Industry, Finance and State (Privatization and Regulatory Affairs).
2. The Minister of Fisheries and Oceans Canada shares responsibility to Parliament with the Minister of Transport.
3. The Minister of Fisheries and Oceans Canada may in some instances administer section 108 of this Act.
4. The Minister of Fisheries and Oceans Canada has some powers under this Act. However, those powers also exist in the *Oceans Act*.

## **Regulations**

*Aboriginal Communal Fishing Licences Regulations, SOR/93-332*  
*Aids to Navigation Protection Regulations, C.R.C., c. 1405*  
*Alberta Fishery Regulations, 1998, SOR/98-246*  
*Atlantic Fishery Regulations, 1985, SOR/86-21*  
*Boating Restriction Regulations, C.R.C., c. 1407*  
*British Columbia Sport Fishing Regulations, 1996, SOR/96-137*  
*Carrier Exemption Regulations, C.R.C., c. 803*  
*Coastal Fisheries Protection Regulations, C.R.C., c. 401*  
*Competency of Operators of Pleasure Craft Regulations, SOR/99-53*  
*Confederation Bridge Area Provincial (P.E.I.) Laws Application Regulations, SOR/97-375*  
*Eastern Canada Vessel Traffic Services Zone Regulations, SOR/89-99*  
*Ferry Cable Regulations, SOR/86-1026*  
*Fish Health Protection Regulations, C.R.C., c. 812*  
*Fish Toxicant Regulations, SOR/88-258*  
*Fisheries Improvement Loans Regulations, C.R.C., c. 864*  
*Fishery (General) Regulations, SOR/93-53*  
*Fishing and Recreational Harbours Regulations, SOR/78-767*  
*Foreign Vessel Fishing Regulations, C.R.C., c. 815*  
*Kenney Dam and Skins Lake Spillway Orders Regulations, SOR/87-723*  
*Management of Contaminated Fisheries Regulations, SOR/90-351*  
*Manitoba Fishery Regulations, 1987, SOR/87-509*  
*Marine Mammal Regulations, SOR/93-56*  
*Maritime Provinces Fishery Regulations, SOR/93-55*  
*Navigable Waters Bridges Regulations, C.R.C., c. 1231*  
*Navigable Waters Works Regulations, C.R.C., c. 1232*  
*Newfoundland Fishery Regulations, SOR/78-443*  
*Northwest Territories Fishery Regulations, C.R.C., c. 847*  
*Ontario Fishery Regulations, 1989, SOR/89-93*  
*Pacific Fishery Management Area Regulations, SOR/82-215*  
*Pacific Fishery Regulations, 1993, SOR/93-54*  
*Pleasure Craft Sewage Pollution Prevention Regulations, SOR/91-661*  
*Private Buoy Regulations, SOR/84-804*  
*Quebec Fishery Regulations, 1990, SOR/90-214*  
*Response Organizations and Oil Handling Facilities Regulations, SOR/95-405*  
*Sable Island Regulations, C.R.C., c. 1465*  
*Saskatchewan Fishery Regulations, 1995, SOR/95-233*  
*Small Vessel Regulations, C.R.C., c. 1487*  
*Vessel Traffic Services Zone Regulations, SOR/89-98*  
*Yukon Territory Fishery Regulations, C.R.C., c. 854*



**OTHER  
INFORMATION**



### **Statutory reports**

*Atlantic Fisheries Restructuring*  
*Fish Habitat Protection and Pollution Prevention*  
*Fisheries Development*  
*Fisheries Improvement Loans*  
*Freshwater Fish Marketing Corporation Annual Report*  
*Marine Oil Spill Preparedness and Response Regime*  
*Privacy and Access to Information*

These documents are available from

Fisheries and Oceans Canada  
Publications Distribution  
200 Kent Street  
Ottawa, Ontario K1A 0E6  
(613) 993-0999

### **6.2 Contacts for further information**


#### **Departmental contacts**

For more information, contact the following Communications personnel:

<b>Region</b>	<b>Name</b>	<b>Telephone</b>
Newfoundland	Jan Woodford	(709) 772-4328
Maritimes	Kathy Kieley	(902) 426-3866
Gulf	Terrance Boucher	(506) 851-7757
Québec	Marcel Thérien	(418) 648-7316
Central and Arctic	Sharon Leonhard	(204) 983-5108
Pacific	Susan Farlinger	(604) 666-0470
Headquarters	Danielle Thibault	(613) 990-0219

**Internet address:**  
**<http://www.dfo-mpo.gc.ca>**

## Section 7 — Awards and Recognition




### AWARDS AND RECOGNITION

#### *In this section:*

<i>Dr. Edward Black</i>	<i>Page 98</i>
<i>Dr. Edward Black, Dr. Sharon McGladdery, and Dr. Alasdair McVicar</i>	<i>Page 98</i>
<i>Mr. Les Burke and Mr. Richard MacDougall</i>	<i>Page 98</i>
<i>Dr. R. Allyn Clarke</i>	<i>Page 98</i>
<i>Ms. Estelle Couture</i>	<i>Page 99</i>
<i>Fisheries and Oceans Canada</i>	<i>Page 99</i>
<i>Fisheries and Oceans Canada and the Canadian Responsible Fisheries Board</i>	<i>Page 99</i>
<i>Mr. Vic Gillman</i>	<i>Page 100</i>
<i>Dr. Stuart Innes</i>	<i>Page 100</i>
<i>Dr. Peter Jones</i>	<i>Page 100</i>
<i>Dr. John Klaverkamp, Mr. Charles O'Reilly, and Mr. Glen King</i>	<i>Page 100</i>
<i>Dr. John Lazier</i>	<i>Page 101</i>
<i>Dr. Robie Macdonald</i>	<i>Page 101</i>
<i>Dr. Sharon McGladdery</i>	<i>Page 102</i>
<i>Dr. Savithri Narayanan</i>	<i>Page 102</i>
<i>Pacific Biological Station</i>	<i>Page 102</i>
<i>Dr. Jake Rice</i>	<i>Page 103</i>
<i>Dr. Shawn Robinson and Dr. Sharon McGladdery</i>	<i>Page 103</i>





**Dr. Edward Black — Chair of the International Council for the Exploration of the Sea Working Group on the Environmental Interactions of Mariculture**



Dr. Edward Black of the Aquaculture Science Branch was elected by the member countries of the Mariculture Committee to chair the Working Group on the Environmental Interactions of Mariculture. The Working Group's area of responsibility is biological, ecological, and engineering aspects of mariculture systems. This includes the effects of humans and the environment on mariculture systems and the effects of mariculture on marine habitats.

Dr. Black will co-ordinate and provide leadership in developing advice requested by the Council and member states. He will also provide advice to external clients including The Helsinki Commission and The Convention for the Protection of the Marine Environment of the North-East Atlantic.

**Dr. Edward Black, Dr. Sharon McGladdery, and Dr. Alasdair McVicar — Recruited as Members of the Editorial Board for the Journal of Applied Ichthyology**

Dr. Edward Black, Dr. Sharon McGladdery and Dr. Alasdair McVicar are pleased to have joined the editorial board for the Journal of Applied Ichthyology. This peer-reviewed journal publishes articles of international repute on ichthyology, aquaculture, and marine fisheries; ichthyopathology and ichthyoimmunology; environmental toxicology using fish as test organisms; basic research on fishery management; and aspects of integrated coastal zone management in relation to fisheries and aquaculture.

**Mr. Les Burke and Mr. Richard MacDougall — Nova Scotia Federal Council Award**

Mr. Les Burke and Mr. Richard MacDougall (Maritimes Region), along with colleagues in Natural Resources Canada and the Department of National Defence, received the *Nova Scotia Federal Council Award* for their successful co-ordination and implementation of the Seabed Resource Mapping Program and enhancement of interdepartmental relationships. This initiative involves the mapping of seabed shape, biology and habitats, and geology of the sea and lakebeds of Canada's offshore, coastal, and aquatic lands. The Nova Scotia Federal Council Award recognizes employees who best exemplify the work of public servants in meeting the priorities set forth by the Nova Scotia Federal Council.

**Dr. R. Allyn Clarke — J.P. Tully Medal in Oceanography**

Dr. Allyn Clarke, acting manager of the Ocean Sciences Division at the Bedford Institute of Oceanography in Dartmouth, Nova Scotia, was awarded the *2001 J.P. Tully Medal in Oceanography* by the Canadian Meteorological and Oceanographic Society. The award is in recognition of Dr. Clarke's



outstanding commitment to Canadian oceanography, his pioneering work on deep convention in the Labrador Sea, and his national and international leadership in ocean and climate scientific research.

**Ms. Estelle Couture — International Arctic Buoy Programme Plaque of Appreciation**



The International Arctic Buoy Programme presented a plaque of appreciation to Ms. Estelle Couture, an employee with the Marine Environmental Data Services Branch in the National Capital Region. The plaque was awarded in recognition of her significant contribution to the Programme. Ms. Couture initiated and produced a compact disk (CD) set entitled International Arctic Buoy Programme and Arctic Buoy Data 1979 to 1999 — Version 1.0. Ms. Couture was able to collect and organize 20 years of research data, including data sets, products, and documents onto two user-friendly CDs.

**Fisheries and Oceans Canada — Special commendation for September 11 response**


On December 10, 2001, Fisheries and Oceans Canada was one of 20 departments honoured with a special commendation at the Ottawa Congress Centre during the annual *Head of the Public Service Awards*. The commendation recognizes the significant roles of these departments in dealing with the aftermath of the September 11 terrorist attacks in the United States. Mr. Wayne Wouters, former Deputy Minister, Mr. George DaPont, Assistant Deputy Minister of Human Resources, and Mr. Guy Bujold, Deputy Commissioner of the Canadian Coast Guard, were on hand to accept the award on behalf of all departmental employees.



**Fisheries and Oceans Canada and the Canadian Responsible Fisheries Board — The Margarita Lizarraga Medal**

*The Margarita Lizarraga Medal* was awarded to the Canadian Responsible Fisheries Board and Fisheries and Oceans Canada for their contribution to responsible fishing and their commitment to conservation of aquatic resources. The medal was presented by the United Nations Food and Agriculture Organization in Rome. *The Margarita Lizarraga Medal* is awarded to recognize a person or organization that has served with distinction in the application of the United Nations Food and Agriculture Organization's Code of Conduct for Responsible Fisheries. The two organizations were selected for their unprecedented grassroots approach to the development of their own national Code of Conduct for Responsible Fishing.





**Mr. Vic Gillman — Vernon Applegate Award for Outstanding Contributions to Sea Lamprey Control**



The *Vernon Applegate Award for Outstanding Contributions to Sea Lamprey Control* is presented by the Great Lakes Fishery Commission. It recognizes an individual or group who has furthered the cause of sea lamprey control in the Great Lakes. In 2001, Mr. Vic Gillman, Director of Ontario-Great Lakes Area, was honoured with the award for his active involvement in supporting sea lamprey management efforts since 1991. He has been instrumental in developing partnerships related

to Great Lakes fish habitat management, and co-ordinating research and activities between Fisheries and Oceans Canada and the Great Lakes Fishery Commission.

**Dr. Stuart Innes — S. Innes Memorial Student Travel Bursary – Biennial Marine Mammal Conference, Society for Marine Mammalogy**

In memory of the late Dr. Stuart Innes, whose helicopter crashed while conducting field research near Resolute Bay, Nunavut, friends and colleagues have established the *S. Innes Memorial Student Travel Bursary*. The Bursary provides travel assistance to research students who wish to attend the Biennial Marine Mammal Conferences, hosted by the Society for Marine Mammalogy. The Conferences present young researchers with the opportunity to learn, network, and develop enthusiasm from the leaders in the field.



**Dr. Peter Jones — City of Trail Champion**

Dr. Peter Jones of the Ocean Sciences Division at the Bedford Institute of Oceanography in Dartmouth, Nova Scotia, was inducted as a *City of Trail Champion* for his outstanding accomplishments in oceanographic science and research, including his work with international organizations co-ordinating large oceanographic programs. The City of Trail Home of Champions Monument recognizes individuals who have excelled in their chosen field of endeavour or who have brought honour to the City or the Greater Trail area of British Columbia. Dr. Jones, a specialist in chemical oceanography and ocean tracers, has made contributions over many years to understanding the circulation and chemical fluxes in the Arctic and subpolar North Atlantic Oceans.

**Dr. John Klaverkamp, Mr. Charles O'Reilly and Mr. Glen King — The 5NR Science Awards to Leaders in Sustainable Development**

Three Fisheries and Oceans Canada employees were awarded the 2002 5NR (five federal government departments dealing with natural resources) Science Awards to Leaders in Sustainable Development. The award recognizes excellence in federal scientific research and the dedication of federal employees to advancing

the knowledge, practice, and communications of science for sustainable development in Canada. As part of the award, postgraduate scholarship supplements in the name of each recipient have been awarded to talented graduate students at universities across the country. These scholarships are awarded with a view to fostering research projects that propose innovative ways to preserve Canada's environment and biodiversity, and promote the sustainable use of its natural resources.

Dr. Klaverkamp received this award in recognition of his significant contributions to environmental policy, relating to the protection of aquatic resources under the *Fisheries Act*, and for his ongoing research in the development and application of diagnostic health indicators for natural populations of freshwater fish.

Mr. O'Reilly and Mr. King were recognized, along with the other members of the Prince Edward Island Climate Change Action Fund Project Team, for the significant insights their research has provided to policy makers and planners with regards to future flooding potential, sea level rise, coastal erosion, and socio-economic impacts in the absence of adaptation to changing conditions.

***Dr. John Lazier — Guest of Honour, International Council for the Exploration of the Sea***


Dr. John Lazier of the Ocean Sciences Division at the Bedford Institute of Oceanography in Dartmouth, Nova Scotia, was honoured by the International Council for the Exploration of the Sea as one of five Guests of Honour at its Decadal Symposium in Edinburgh, Scotland. The honour was bestowed for Dr. Lazier's extensive contributions to understanding the physical oceanography of the Northwest Atlantic through nearly four decades of observations and description of the region's climate and variability. The International Council for the Exploration of the Sea is the oldest intergovernmental marine science organization in the world, and is a leading forum for the promotion, co-ordination, and dissemination of research on physical, chemical, and biological systems.


***Dr. Robie Macdonald — Head of Public Service Award for Excellence in Policy by the Clerk of the Privy Council and Secretary to the Cabinet***



Dr. Robie Macdonald, a research scientist in the Marine Environment and Habitat Science Division at the Institute of Ocean Sciences, was presented with the *Head of Public Service Award for Excellence in Policy*. He was recognized for his contributions as a member of the Negotiating Team for the Global Convention on Persistent Organic Pollutants. Dr. Macdonald's research

helped provide the scientific groundwork for the 2001 Stockholm Convention on Persistent Organic Pollutants where governments gave a green light to phase out the world's most hazardous chemicals. His research also contributed to the development of Canada's international position on the issue.





**Dr. Sharon McGladdery — Tripartite International Expert Consultation, Food and Agriculture Organization of the United Nations and the World Organisation for Animal Health**

Dr. Sharon McGladdery, Head of the Shellfish Health Section at the Gulf Fisheries Centre in New Brunswick, was invited to participate in a Tripartite International Expert Consultation, co-hosted by the Food and Agriculture Organization of the United Nations and the World Organisation for Animal Health, on surveillance and zonation for aquatic animal diseases. Approximately twenty experts in aquatic and terrestrial animal health management will produce working papers from discussion documents aimed at providing surveillance and zonation recommendations for wild and cultured fish, molluscs, and crustaceans in different growing conditions. The workshop will provide a forum for specialists in fish and shellfish health to discuss the scientific requirements for surveillance and zonation for diseases of international trade concern.

**Dr. Savithri Narayanan — Co-Chair, Joint Commission for Oceanography and Marine Meteorology**

Dr. Savithri Narayanan, Director, Marine Environmental Data Services Branch, was elected as one of the co-presidents of the *Joint Commission for Oceanography and Marine Meteorology*. The Commission is an intergovernmental body of technical experts in oceanography and marine meteorology, with a mandate to prepare both regulatory and guidance material relating to marine observing systems, data management, and services. Dr. Narayanan has the distinction of being the first woman to hold such a senior position in the World Meteorological Organization and the Intergovernmental Oceanographic Commission.



**Pacific Biological Station — 2001 William E. Ricker Resource Conservation Award**




The American Fisheries Society awarded the Pacific Biological Station, and the many scientists associated with the Station during its 93 years of operation, with the *2001 William E. Ricker Award* in recognition of the Station's longstanding tradition of scientific excellence. This award was established in 1995 in honour of its namesake, who was Canada's foremost fisheries scientist and a former researcher with the Pacific Biological

Station. The award is given annually, if warranted, to an individual or entity for accomplishments or activities that significantly advance resource conservation at a national or international level.


**Dr. Jake Rice — Chair of the Consultative Committee for the International Council for the Exploration of the Sea**

Dr. Jake Rice, Co-ordinator of the Department's Canadian Science Advisory Secretariat, was elected by the Science and Advisory Committee as *Chair of the Consultative Committee for the International Council for the Exploration of the Sea*. The Consultative Committee oversees all aspects of the Council's scientific work, and prepares workplans for the seven Science Committees, the Management Committee on the Advisory Process, the Advisory Committees, and the Publications Committee. With this position as Chief Scientist at the International Council for the Exploration of the Sea, Dr. Rice will provide co-ordination and guidance on all aspects of the Council's scientific work.



**Dr. Shawn Robinson and Dr. Sharon McGladdery — Elected President and Vice-President of the Aquaculture Association of Canada**

Dr. Robinson has been elected President of the Aquaculture Association of Canada and begins his term at the Association's fall meeting. For the second term in a row, members of the Association have elected Dr. McGladdery as their Vice-President. The Aquaculture Association of Canada's membership is drawn from industry, government, and academia to promote the study of aquaculture and related sciences in Canada, gather and disseminate information relating to aquaculture, and to create public awareness and understanding of aquaculture.



## Section 8 — Index

### A

Aboriginal Fisheries Strategy · 24, 25  
Aboriginal Fishery · 22, 24, 25, 81, 83  
Aboriginal Peoples · 9, 24, 30  
Acts · 11, 20, 21, 24, 26, 28, 30, 31, 33, 34, 35, 36, 38, 48, 53, 55, 61, 72, 78, 81, 83, 86, 92, 94, 101  
Aids to Navigation · 17, 51, 52, 55, 57, 59, 60, 65, 70, 78, 95  
Alternate Service Delivery · 70  
Aquaculture · 2, 3, 10, 11, 12, 24, 26, 27, 31, 41, 44, 45, 53, 57, 61, 64, 65, 66, 73, 79, 98, 103  
Aquaculture Policy Framework · 3, 12, 65  
Aquatic Resources · 3, 8, 10, 13, 15, 17, 41, 42, 79, 99, 101  
Arctic · 6, 14, 17, 21, 26, 27, 28, 44, 58, 96, 99, 100  
Assessment · 19, 30, 32, 35, 42, 46, 66, 74, 75, 81  
Atlantic · 3, 4, 6, 10, 12, 17, 21, 22, 23, 24, 25, 27, 28, 34, 38, 94, 95, 96, 98, 100, 101  
Atlantic Fisheries Policy Review · 3, 12, 22, 23  
Automated Identification System · 65

### B

Benefits · 2, 4, 6, 7, 9, 10, 11, 12, 16, 20, 30, 54, 64, 70, 74, 81, 83  
Biodiversity · 32, 44, 101  
*Boating Restriction Regulations* · 72, 95  
Boating Safety · 48, 49, 55, 78

### C

*Canada Shipping Act* · 31, 36, 55, 78, 94  
Canadian Coast Guard · 1, 2, 19, 30, 49, 54, 70, 85, 99  
Canadian Coast Guard Auxiliary · 49, 70  
Canadian Council of Fisheries and Aquaculture Ministers · 31, 65, 73  
*Canadian Environmental Assessment Act* · 30, 35  
Canadian Fisheries Adjustment and Restructuring Program · 81, 83  
Canadian Food Inspection Agency · 61  
Canadian Hydrographic Service · 54, 71  
Canadians · 1, 2, 6, 7, 8, 9, 10, 11, 12, 16, 17, 18, 19, 20, 21, 22, 26, 27, 28, 30, 31, 32, 34, 35, 36, 37, 39, 41, 42, 43, 44, 45, 46, 48, 49, 50, 54, 55, 57, 58, 59, 61, 62, 64, 65, 69, 70, 71, 72, 73, 74, 75, 76, 78, 79, 81, 83, 85, 86, 97, 98, 99, 103  
Capital Expenditures · 4, 18, 71, 77, 81, 82, 83, 88, 89, 99  
Capital Projects · 81, 88  
Central and Arctic · 6, 12, 14, 17, 21, 26, 27, 28, 44, 58, 71, 96, 99, 100

Charts · 44, 48, 53, 54, 59, 60, 79, 85  
Chemical Spills · 37, 38  
Client Satisfaction · 73  
Clients · 8, 10, 18, 19, 57, 63, 65, 70, 71, 73, 74, 98  
Climate · 2, 10, 44, 79, 99, 101  
*Coastal Fisheries Protection Act* · 20, 26, 28, 94  
*Code of Conduct for Responsible Fishing Operations* · 26, 28  
Co-Management Agreements · 41, 70  
Commerce · 3, 6, 8, 13, 15, 17, 57, 58, 59  
Communications · 10, 13, 19, 44, 49, 51, 52, 55, 57, 60, 63, 65, 78, 82, 84, 85, 87, 88, 89, 90, 96, 101  
Communities · 1, 2, 3, 9, 10, 11, 20, 21, 22, 24, 25, 26, 30, 32, 33, 38, 41, 44, 46, 48, 49, 55, 57, 62, 63, 64, 66  
Conservation · 1, 2, 3, 4, 6, 20, 21, 22, 23, 24, 25, 26, 28, 30, 31, 34, 35, 38, 41, 61, 72, 79, 99, 102  
Consultation · 22, 23, 57, 63, 65, 102  
Contingent Liabilities · 81, 92  
Corporate Services · 13

### D

Department of Foreign Affairs and International Trade · 8, 61  
Differential Global Positioning System · 54, 59, 65, 88  
Divestiture · 62, 63, 66

### E

Ecosystems · 6, 8, 9, 30, 31, 32, 33, 35, 41, 42, 78  
Eco-tourism · 3, 8, 10, 31  
Environment · 3, 1, 3, 6, 8, 9, 11, 12, 13, 15, 17, 21, 26, 30, 31, 32, 33, 34, 35, 36, 37, 38, 41, 42, 45, 61, 63, 72, 74, 75, 76, 78, 79, 82, 84, 85, 87, 98, 99, 101, 102  
Environmental Response · 13, 36, 78, 82, 84, 85, 87  
European Community · 24  
Expenditures · 12, 22, 32, 42, 49, 58, 78, 81, 82, 83, 84, 85, 87

### F

First Nations · 9, 11, 24, 25, 28, 31  
Fish Habitat · 1, 2, 3, 6, 8, 9, 11, 13, 20, 23, 26, 27, 28, 30, 31, 33, 34, 35, 38, 41, 42, 72, 73, 79, 82, 84, 85, 87, 96, 100, 101  
Fish Stocks · 1, 2, 4, 9, 17, 20, 21, 22, 24, 27, 28, 30, 44, 78  
Fisheries · 1, 3, 1, 2, 3, 4, 6, 7, 8, 9, 10, 11, 12, 13, 14, 15, 17, 20, 21, 22, 23, 24, 25, 26, 27, 28, 30, 31, 32, 34, 35, 36, 38, 41, 42, 43, 44, 45, 46, 54,

55, 57, 61, 65, 66, 68, 69, 70, 72, 73, 75, 76, 78, 79, 81, 82, 83, 84, 85, 86, 87, 91, 92, 94, 95, 96, 97, 98, 99, 100, 101, 102  
*Fisheries Act* · 20, 24, 26, 28, 30, 34, 35, 36, 38, 94, 101  
*Fisheries and Oceans Science* · 13, 78, 82, 84, 85, 87  
*Fisheries Improvement Loans Act* · 81, 83, 86, 92, 94  
*Fisheries Management* · 13, 22, 23, 73, 79, 82, 84, 85, 86, 87, 91  
*Fisheries Resources* · 3, 2, 8, 11, 13, 15, 17, 20, 22, 25, 27, 30, 32, 41  
*Fishers* · 2, 3, 21, 25, 27, 49, 54, 70, 78, 86  
*Fleet* · 3, 1, 11, 13, 15, 17, 18, 19, 25, 71, 80, 82, 83, 84, 85, 87  
*Fleet Management* · 3, 13, 15, 17, 18, 80, 82, 83, 84, 85, 87

---

## G

*Global Maritime Distress and Safety System* · 55  
*Global Maritime Distress Safety System* · 88  
*Governance* · 9, 11, 12, 22, 25, 31, 32, 34, 38, 65  
*Government On-Line* · 3, 68, 69, 74  
*Governments* · 3, 4, 1, 2, 5, 8, 9, 10, 11, 16, 17, 22, 28, 30, 31, 38, 41, 42, 43, 44, 45, 46, 49, 55, 57, 61, 64, 65, 66, 68, 69, 70, 71, 72, 73, 74, 76, 79, 80, 84, 100, 101, 103  
*Grants and Contributions* · 22, 81, 83, 87  
*Great Lakes* · 6, 36, 58, 94, 100  
*Groundfish* · 10, 21, 27, 28  
*Gulf* · 6, 14, 25, 27, 96, 102

---

## H

*Habitat Management* · 31, 38, 42, 100  
*Habitat Management and Environmental Science* · 13, 79, 82, 84, 85, 87  
*Habitat Management Program* · 34  
*Harbour Authorities* · 35, 55, 63, 70  
*Harbours* · 3, 13, 30, 35, 48, 51, 54, 55, 57, 62, 63, 66, 70, 73, 75, 76, 79, 81, 82, 84, 85, 87, 94, 95  
*Harvesting* · 10, 21, 28  
*Hydrographic Charts* · 85  
*Hydrography* · 13, 41, 45, 82, 84, 85, 87

---

## I

*Icebreaking* · 13, 17, 52, 60, 65, 73, 78, 82, 84, 85, 86, 87  
*Icebreaking Operations* · 13, 49, 58, 78, 82, 84, 85, 86, 87  
*Ice-Covered Waters* · 48, 52, 57, 60, 78, 85  
*Imports* · 64  
*Independent Panel on Access Criteria* · 22  
*Indian and Northern Affairs Canada* · 9, 11, 24  
*Industry* · 9, 10, 16, 20, 24, 25, 26, 27, 28, 30, 43, 48, 49, 54, 57, 61, 62, 64, 65, 66, 78, 94, 103  
*Inland Waters* · 6, 20, 30, 72

*Integrated Fisheries Management Plans* · 23  
*Integrated Management* · 31, 32  
*International Affairs* · 1, 4, 8, 19, 20, 24, 28, 33, 34, 38, 41, 42, 43, 44, 46, 54, 58, 61, 62, 64, 65, 66, 75, 76, 79, 98, 99, 100, 101, 102, 103  
*International Agreements* · 8, 79  
*International Safety Management (ISM) Code* · 54, 76  
*Internet Sites* · 4, 27, 32, 44, 45, 46, 70, 74  
*Inuit* · 26, 45

---

## L

*Legislation* · 24, 72  
*Licence* · 24, 25, 27, 70, 72, 85, 95  
*Lightstations* · 90, 91  
*Long-Term Capital Plan* · 18, 88

---

## M

*Marine Communications and Traffic Services* · 13, 19, 52, 55, 78, 82, 84, 85, 87, 88  
*Marine Environment* · 31, 32, 33, 37  
*Marine Navigation Services* · 13, 78, 82, 83, 84, 85, 86, 87  
*Marine Protected Areas* · 31, 32, 72  
*Marine Services* · 48, 74, 85  
*Marine Trade and Commerce* · 59  
*Marine Transportation* · 6, 31  
*Maritime Safety* · 3, 2, 3, 6, 8, 13, 15, 17, 19, 44, 48, 49, 50, 52, 84  
*Maritimes* · 14, 27, 72, 91, 96, 98  
*Marshall Decision* · 2, 9, 21, 22, 24, 81, 83, 84  
*Memorandum of Understanding* · 38  
*Migratory Stocks* · 27

---


## N

*National Defence* · 18, 26, 36, 49, 98  
*Natural Resources Canada* · 44, 74, 98  
*Navigable Waters Protection Act* · 30, 48, 53, 55, 61, 94  
*Navigation* · 2, 10, 13, 17, 41, 48, 51, 52, 53, 54, 55, 57, 59, 60, 61, 65, 70, 78, 82, 83, 84, 85, 86, 87, 88, 90, 95  
*Newfoundland* · 14, 27, 28, 60, 72, 88, 89, 90, 95, 96  
*Non-responsible Revenue* · 81, 86  
*Northwest Atlantic Fisheries Organization* · 4, 28  
*Notices to Mariners* · 48, 52  
*Nunavut* · 22, 26, 44, 45, 91, 100


---

## O

*Oceans* · 1, 3, 1, 3, 4, 6, 7, 8, 9, 10, 11, 12, 13, 14, 15, 16, 17, 18, 20, 21, 24, 30, 31, 32, 33, 34, 35, 36, 38, 41, 42, 43, 45, 46, 54, 55, 57, 58, 61, 62,







68, 69, 70, 73, 75, 76, 78, 81, 82, 84, 85, 87, 90,  
91, 92, 94, 96, 97, 98, 99, 100, 101  
*Oceans Act* · 21, 31, 33, 36, 94  
*Oceans Strategy* · 3, 12, 31, 32, 33, 38

---

## **P**

*Pacific* · 3, 6, 10, 14, 17, 20, 21, 23, 26, 27, 72, 87,  
89, 91, 95, 96, 97, 102  
*Pacific Salmon* · 3, 10, 21, 23  
*Participation* · 10, 19, 21, 22, 23, 26, 31, 34, 35,  
45, 63, 102  
*Partnering* · 43, 44, 45  
*Partnerships* · 10, 34, 43, 44, 45, 46, 57, 65, 100  
*Performance Measurement* · 18, 72  
*Policy and Internal Services* · 80, 82, 83, 84, 85,  
87  
*Pollution* · 8, 17, 26, 30, 31, 35, 36, 37, 38, 39, 76,  
95, 96  
*Precautionary Approach* · 28, 31  
*Priorities* · 4, 8, 9, 11, 14, 16, 18, 19, 28, 42, 46,  
74, 78, 82, 91, 98  
*Protection* · 3, 2, 3, 8, 10, 11, 12, 13, 15, 20, 22,  
25, 26, 27, 28, 30, 31, 32, 34, 36, 38, 41, 48, 53,  
55, 61, 64, 72, 73, 78, 79, 94, 95, 96, 98, 101  
*Provinces* · 1, 3, 10, 11, 14, 22, 27, 28, 30, 31, 33,  
34, 35, 38, 43, 44, 49, 57, 60, 61, 63, 64, 72, 79,  
88, 89, 90, 91, 95, 96, 98, 100, 101, 102  
*Public Awareness* · 35, 38, 103  
*Public Confidence* · 45, 50, 64, 65, 66  
*Public Works and Government Services*  
Canada · 55, 71

---

## **Q**

*Québec* · 14, 22, 27, 33, 34, 72, 89, 90, 95, 96

---

## **R**

*Recreational Boating* · 8, 9, 10, 48, 50  
*Recreational Fisheries* · 1, 72  
*Recruitment and Retention Centre* · 2, 76  
*Regions* · 3, 6, 10, 14, 17, 19, 20, 21, 23, 25, 26,  
27, 28, 35, 38, 43, 44, 45, 60, 66, 72, 80, 87, 88,  
89, 90, 91, 95, 96, 97, 98, 102  
*Regulatory Framework* · 8, 57, 65, 78  
*Rescue, Safety and Environmental Response* ·  
13, 78, 82, 84, 85, 87  
*Resource Management* · 21, 43  
*Responsible Revenue* · 81, 83, 85, 86  
*Results* · 11, 13, 16, 21, 26, 34, 41, 45, 51, 52, 58,  
60, 64, 65, 72, 73, 81, 83  
*Revenue* · 18, 63, 66, 82, 85  
*Revitalization* · 90, 91

---

## **S**

*Salmon* · 3, 10, 20, 21, 23, 26, 27, 28, 35, 64, 79,  
87, 91  
*Science* · 13, 18, 33, 41, 42, 43, 44, 45, 46, 62, 70,  
79, 82, 84, 85, 87, 89, 90, 91, 98, 100, 101, 103  
*Search and Rescue* · 17, 36, 49, 51, 52, 55, 70,  
91  
*Service Standards* · 65, 73  
*Shellfish* · 26, 28, 64, 102  
*Small Craft Harbours* · 73  
*Small Vessel Regulations* · 72, 95  
*Sovereignty* · 1, 10  
*Species-at-Risk* · 2, 3, 43, 45  
*Spills* · 30, 31, 36, 37, 38, 96  
*Stakeholders* · 4, 9, 10, 11, 16, 20, 31, 33, 49, 57,  
61, 65, 70, 73  
*Statutory Payments* · 81, 86  
*Statutory Reports* · 93, 94, 96  
*Stewardship* · 3, 6, 12, 23, 33, 34, 35, 38, 63, 70  
*Stock Status* · 45  
*Sustainable Development* · 3, 4, 3, 5, 6, 8, 9, 10,  
11, 12, 20, 22, 23, 27, 30, 31, 34, 35, 38, 41, 61,  
64, 68, 69, 72, 73, 74, 75, 76, 100

---

## **T**

*Technology* · 10, 12, 18, 41, 43, 44, 62, 65  
*Trade* · 1, 6, 8, 59, 61, 62, 66, 102  
*Transport Canada* · 30, 31, 38, 39, 49, 52, 55, 74  
*Treaty Rights* · 8, 20, 24

---

## **U**

*United Nations* · 4, 24, 72, 99, 102  
*United Nations Fish Agreement* · 24  
*United Nations Fisheries Agreement* · 72  
*United States Coast Guard* · 49

---

## **V**

*Volunteers* · 70

---

## **W**

*Waterways* · 1, 2, 8, 9, 41, 48, 51, 52, 53, 55, 59,  
60, 61, 72, 78  
*World Trade Organization* · 66