




### CalTOX™ 2.3 (beta): Eight-Compartment Multimedia Exposure Model

Copyright (c) 1996 Regents of the University of California and California Department of Toxic Substances Control

	<b>Inputs:</b>	<b>Chemical name==&gt;</b>	Plomb		<b>Outputs:</b>		
		<b>Site name =&gt;</b>	Common - After - < 0.5 ans (User)		<b>Target Soil Concentrations (in ppm)</b>		
		<b>Toxicity Data ==&gt;</b>	Cancer potencies 1/(mg/kg-d)	Non-cancer ADIs (mg/kg-d)	<b>Based on cancer risk:</b>		
		Inhalation	4,2E-02	0,0E+00	Root soil	8,6 E+4	
		Ingestion	8,5E-03	3,5E-03	Vadose soil	0,0 E+0	not avlbl.
		Dermal	0,0E+00	0,0E+00			
		Total dose	0,0E+00		<b>Based on hazard:</b>		
			Risk	Hazard quotient	Root soil	1,0 E+5	
		Target Risk/Hazard =	1,0 E-05	1,00	Vadose soil	0,0 E+0	not avlbl.
			current value	should be >			
		Root-soil thickness ==>	0,30	OK	<b>Un-mitigated risk and/or hazard ratio</b>		
		Alter root soil thickness to?	n/a		Risk	1,4 E-8	
		Distance off-site for air exposure=	0	meters	Hazard ratio	1,1 E-3	
		Time after initial concentrations when exposure begins =	365	days	<b>Concentration limits without NAPL</b>		
		<b>Measured Concentrations (at time = 0)</b>			Root soil	1,5 E+06	mg/kg solid
	Root-zone soil	120	ppm (mg/kg)	Vadose soil	1,4 E+06	mg/kg solid	
	Vadose-zone soil	340,72	ppm (mg/kg)		9,6 E+00	mg/L water	
	Ground water	0	ppm (mg/L)	<b>Time avrg. Conc. in on-site environmental media</b>			
	<b>Continuous inputs</b>			Air	7,1 E-43	mg/m3	
	Source term to air (mol/d)	0,0 E+00	Sa	Plants	9,6 E-04	mg/kg(FM)	
	Source term to ground-surface soil (mol/d)	0,0 E+00	Sg	Grnd-surface soil	1,2 E+00	mg/kg(total)	
	Source term to root-zone soil (mol/d)	0,0 E+00	Ss	Root-zone soil	1,2 E+02	mg/kg(total)	
	Source term to surface water(mol/d)	0,0 E+00	Sw	Vadose-zone soil	3,4 E+02	mg/kg(total)	
				Ground water	2,2 E-04	mg/L(water)	
				Surface water	1,8 E-03	mg/L	
				Sediment	3,0 E-04	mg/kg	

**MEDIA AND CORRESPONDING POTENTIAL DOSES IN mg/kg-d (averaged over the exposure duration)**

<b>PATHWAYS</b>	<b>Air (gases &amp; particles)</b>	<b>Surface soil</b>	<b>Root-zone soil</b>	<b>Ground water</b>	<b>Surface water</b>	<b>Totals</b>	<b>%</b>
<b>INHALATION</b>	8,95E-44	2,86E-09	4,11E-46	0,00E+00	0,00E+00	<b>2,86E-09</b>	0,07
<b>INGESTION:</b>							
Water				0,00E+00	0,00E+00	0,00E+00	0,00
Exposed produce	0,00E+00	0,00E+00	0,00E+00	0,00E+00	0,00E+00	0,00E+00	0,00
Unexposed produce			0,00E+00	0,00E+00	0,00E+00	0,00E+00	0,00
Meat	0,00E+00	0,00E+00	0,00E+00	0,00E+00	0,00E+00	0,00E+00	0,00
Milk	0,00E+00	0,00E+00	0,00E+00	0,00E+00	0,00E+00	0,00E+00	0,00
Eggs	0,00E+00	0,00E+00	0,00E+00	0,00E+00	0,00E+00	0,00E+00	0,00
Fish					0,00E+00	0,00E+00	0,00
Soil		3,77E-08	3,78E-06			3,82E-06	99,93
<b>Total ingestion</b>	0,00 E+00	3,77 E-08	3,78 E-06	0,00 E+00	0,00 E+00	<b>3,82 E-06</b>	99,93
<b>DERMAL UPTAKE</b>		5,62E-16	5,63E-14	0,00E+00	0,00E+00	<b>5,69 E-14</b>	0,00
<b>Dose SUM</b>	<b>8,95E-44</b>	<b>4,06E-08</b>	<b>3,78E-06</b>	<b>0,00E+00</b>	<b>0,00E+00</b>	<b>3,82E-06</b>	100,0

<b>Breast milk concentration</b>	<b>Air (gases &amp; particles)</b>	<b>Surface soil</b>	<b>Root-zone soil</b>	<b>Ground water</b>	<b>Surface water</b>	<b>total</b>
	5,85 E-45	2,65 E-09	2,47 E-07	0,00 E+00	0,00 E+00	2,50 E-07
<b>Infant dose</b>	0,00 E+00	0,00 E+00	0,00 E+00	0,00 E+00	0,00 E+00	<b>dose_bm 0,00 E+00</b>

<b>Ingestion dose used =&gt;</b>	3,82 E-06
<b>Total dose used =&gt;</b>	3,82 E-06

<b>ENVIRONMENTAL Media CONCENTRATIONS</b>	<b>Air (gases) mg/m^3</b>	<b>Air (dust) mg/m^3</b>	<b>Ground soil mg/kg</b>	<b>Root soil mg/kg</b>	<b>Ground water mg/L</b>	<b>Surface water mg/L</b>
	7,00 E-43	1,20 E-44	1,29 E+00	1,29 E+02	2,24 E-04	1,84 E-03

**EXPOSURE MEDIA CONCENTRATIONS (averaged over the exposure duration)**

<b>EXPOSURE</b>	<b>Air (gases)</b>	<b>Air (dust)</b>	<b>Ground soil</b>	<b>Root soil</b>	<b>Ground water</b>	<b>Surface water</b>
Indoor air (mg/m <sup>3</sup> )	7,00 E-43	7,05 E-45	2,27 E-08	3,26 E-45	0,00 E+00	0,00 E+00
Bathroom air (mg/m <sup>3</sup> )					0,00 E+00	0,00 E+00
Outdoor air (mg/m <sup>3</sup> )	7,00 E-43	1,20 E-44				
Tap water (mg/L)					0,00 E+00	0,00 E+00
Exposed produce (mg/kg)	0,00 E+00	0,00 E+00	0,00 E+00	0,00 E+00	0,00 E+00	0,00 E+00
Unexposed produce (mg/kg)				0,00 E+00	0,00 E+00	0,00 E+00
Meat (mg/kg)	0,00 E+00	0,00 E+00	0,00 E+00	0,00 E+00	0,00 E+00	0,00 E+00
Milk (mg/kg)	0,00 E+00	0,00 E+00	0,00 E+00	0,00 E+00	0,00 E+00	0,00 E+00
Eggs (mg/kg)	0,00 E+00	0,00 E+00	0,00 E+00	0,00 E+00	0,00 E+00	0,00 E+00
Fish and seafood (mg/kg)						9,20 E-01
Household soil (mg/kg)			6,45 E-01	6,47 E+01		
Swimming water (mg/L)						1,84 E-03

**PATHWAY CONTACT FACTORS (CR/BW\*FI)**

<b>EXPOSURE Media</b>	<b>Units</b>	<b>Inhalation</b>	<b>Ingestion</b>	<b>Dermal</b>
Indoor air (active)		9,64 E-02		
Indoor air (resting)		2,97 E-02		
Indoor air (shower/bath)		0,00 E+00		
Outdoor air (active)		5,63 E-04		
Tap water			0,00 E+00	0,00 E+00
Exposed produce			0,00 E+00	
Unexposed produce			0,00 E+00	
Meat			0,00 E+00	
Milk			0,00 E+00	
Eggs			0,00 E+00	
Fish and seafood			0,00 E+00	
Household soil			5,85 E-08	8,71 E-16
Swimming wtr			0,00 E+00	0,00 E+00

Dose ratios	inh-dose/Ns	ing-dose/Ns	drml-dose/Ns	inh-dose/Nq	ing-dose/Nq	drml-dose/Nq
	2,4 E-13	3,3 E-10	4,9 E-18	0,0 E+00	0,0 E+00	0,0 E+00

Time (y)	Total inhalation dose	Total ingestion dose	Total dermal dose	Total dose	Total dose from root soil	Total dose from ground water
1	2,9 E-09	3,8 E-06	5,7 E-14	3,8 E-06	3,8 E-06	0,0 E+00
4	2,9 E-09	3,8 E-06	5,7 E-14	3,8 E-06	3,8 E-06	0,0 E+00
7	2,9 E-09	3,8 E-06	5,7 E-14	3,8 E-06	3,8 E-06	0,0 E+00
10	2,9 E-09	3,8 E-06	5,7 E-14	3,8 E-06	3,8 E-06	0,0 E+00
13	2,9 E-09	3,8 E-06	5,7 E-14	3,8 E-06	3,8 E-06	0,0 E+00
16	2,9 E-09	3,8 E-06	5,7 E-14	3,8 E-06	3,8 E-06	0,0 E+00
19	2,9 E-09	3,8 E-06	5,7 E-14	3,8 E-06	3,8 E-06	0,0 E+00
22	2,9 E-09	3,8 E-06	5,7 E-14	3,8 E-06	3,8 E-06	0,0 E+00
25	2,9 E-09	3,8 E-06	5,7 E-14	3,8 E-06	3,8 E-06	0,0 E+00
28	2,9 E-09	3,8 E-06	5,7 E-14	3,8 E-06	3,8 E-06	0,0 E+00
31	2,9 E-09	3,8 E-06	5,7 E-14	3,8 E-06	3,8 E-06	0,0 E+00
<b>Cumulative doses</b>				0,041839376		
over ED by route, mg/kg	3,1 E-05	4,2 E-02	6,2 E-10	4,2 E-02	4,2 E-02	0,0 E+00
fraction	0,0007	0,9993	0,0000	1,0000	1,000	0,000
<b>Average doses</b>						
over ED by route, mg/kg-d	2,9 E-09	3,8 E-06	5,7 E-14	3,8 E-06	3,8 E-06	0,0 E+00
<b>Maximum doses</b>						
over ED by route, mg/kg-d	2,9 E-09	3,8 E-06	5,7 E-14	3,8 E-06	3,8 E-06	0,0 E+00
fraction	0,0007	0,9993	0,0000	1,0000	1,000	0,000


Max breast-milk dose      0,0 E+00    mg/kg-d      

Max_ing	3,8 E-06
---------	----------



### CalTOX™ 2.3 (beta): Eight-Compartment Multimedia Exposure Model

Copyright (c) 1996 Regents of the University of California and California Department of Toxic Substances Control

	<b>Inputs:</b>	<b>Chemical name==&gt;</b>	Plomb		<b>Outputs:</b>		
		<b>Site name =&gt;</b>	Common - After - 0.5-4 ans (User)		<b>Target Soil Concentrations (in ppm)</b>		
		<b>Toxicity Data ==&gt;</b>	Cancer potencies 1/(mg/kg-d)	Non-cancer ADIs (mg/kg-d)	<b>Based on cancer risk:</b>		
		<b>Inhalation</b>	4,2E-02	0,0E+00	Root soil	1,0 E+5	
		<b>Ingestion</b>	8,5E-03	3,5E-03	Vadose soil	0,0 E+0	not avlbl.
		<b>Dermal</b>	0,0E+00	0,0E+00			
		<b>Total dose</b>	0,0E+00		<b>Based on hazard:</b>		
		<b>Target Risk/Hazard =</b>	Risk 1,0 E-05	Hazard quotient 1,00	Root soil	1,0 E+5	Root Soil 1,0 E+5
		<b>Root-soil thickness ==&gt;</b>	current value 0,30	should be > OK	Vadose soil	0,0 E+0	Vadose soil n/a
		<b>Alter root soil thickness to?</b>	n/a				
		<b>Distance off-site for air exposure=</b>	0	meters			
		<b>Time after initial concentrations when exposure begins =</b>	365	days			
		<b>Measured Concentrations (at time = 0)</b>					
		Root-zone soil	120	ppm (mg/kg)			
		Vadose-zone soil	340,72	ppm (mg/kg)			
	Ground water	0	ppm (mg/L)				
	<b>Continuous inputs</b>						
	Source term to air (mol/d)	0,0 E+00	Sa	<b>Un-mitigated risk and/or hazard ratio</b>			
	Source term to ground-surface soil (mol/d)	0,0 E+00	Sg	<b>Risk</b>	1,0 E-8		
	Source term to root-zone soil (mol/d)	0,0 E+00	Ss	<b>Hazard ratio</b>	7,7 E-4		
	Source term to surface water(mol/d)	0,0 E+00	Sw				
				<b>Concentration limits without NAPL</b>			
				Root soil	1,5 E+06	mg/kg solid	
				Vadose soil	1,4 E+06	mg/kg solid	
					9,6 E+00	mg/L water	
				<b>Time avrg. Conc. in on-site environmental media</b>			
				Air	7,1 E-43	mg/m3	
				Plants	9,6 E-04	mg/kg(FM)	
				Grnd-surface soil	1,2 E+00	mg/kg(total)	
				Root-zone soil	1,2 E+02	mg/kg(total)	
				Vadose-zone soil	3,4 E+02	mg/kg(total)	
				Ground water	2,2 E-04	mg/L(water)	
				Surface water	1,8 E-03	mg/L	
				Sediment	3,0 E-04	mg/kg	

**MEDIA AND CORRESPONDING POTENTIAL DOSES IN mg/kg-d (averaged over the exposure duration)**

<b>PATHWAYS</b>	<b>Air (gases &amp; particles)</b>	<b>Surface soil</b>	<b>Root-zone soil</b>	<b>Ground water</b>	<b>Surface water</b>	<b>Totals</b>	<b>%</b>
<b>INHALATION</b>	1,97E-43	6,30E-09	9,05E-46	0,00E+00	0,00E+00	<b>6,30E-09</b>	0,23
<b>INGESTION:</b>							
Water				0,00E+00	0,00E+00	0,00E+00	0,00
Exposed produce	0,00E+00	0,00E+00	0,00E+00	0,00E+00	0,00E+00	0,00E+00	0,00
Unexposed produce			0,00E+00	0,00E+00	0,00E+00	0,00E+00	0,00
Meat	0,00E+00	0,00E+00	0,00E+00	0,00E+00	0,00E+00	0,00E+00	0,00
Milk	0,00E+00	0,00E+00	0,00E+00	0,00E+00	0,00E+00	0,00E+00	0,00
Eggs	0,00E+00	0,00E+00	0,00E+00	0,00E+00	0,00E+00	0,00E+00	0,00
Fish					0,00E+00	0,00E+00	0,00
Soil		2,68E-08	2,68E-06			2,71E-06	99,77
<b>Total ingestion</b>	0,00 E+00	2,68 E-08	2,68 E-06	0,00 E+00	0,00 E+00	<b>2,71 E-06</b>	99,77
<b>DERMAL UPTAKE</b>		1,19E-16	1,19E-14	0,00E+00	0,00E+00	<b>1,21 E-14</b>	0,00
<b>Dose SUM</b>	<b>1,97E-43</b>	<b>3,31E-08</b>	<b>2,68E-06</b>	<b>0,00E+00</b>	<b>0,00E+00</b>	<b>2,72E-06</b>	100,0

<b>Breast milk concentration</b>	<b>Air (gases &amp; particles)</b>	<b>Surface soil</b>	<b>Root-zone soil</b>	<b>Ground water</b>	<b>Surface water</b>	<b>total</b>
	1,29 E-44	2,16 E-09	1,76 E-07	0,00 E+00	0,00 E+00	1,78 E-07
<b>Infant dose</b>	0,00 E+00	0,00 E+00	0,00 E+00	0,00 E+00	0,00 E+00	<b>dose_bm 0,00 E+00</b>

<b>Ingestion dose used =&gt;</b>	2,71 E-06
<b>Total dose used =&gt;</b>	2,72 E-06

<b>ENVIRONMENTAL Media CONCENTRATIONS</b>	<b>Air (gases) mg/m^3</b>	<b>Air (dust) mg/m^3</b>	<b>Ground soil mg/kg</b>	<b>Root soil mg/kg</b>	<b>Ground water mg/L</b>	<b>Surface water mg/L</b>
	7,00 E-43	1,20 E-44	1,29 E+00	1,29 E+02	2,24 E-04	1,84 E-03

**EXPOSURE MEDIA CONCENTRATIONS (averaged over the exposure duration)**

<b>EXPOSURE</b>	<b>Air (gases)</b>	<b>Air (dust)</b>	<b>Ground soil</b>	<b>Root soil</b>	<b>Ground water</b>	<b>Surface water</b>
Indoor air (mg/m <sup>3</sup> )	7,00 E-43	7,05 E-45	2,27 E-08	3,26 E-45	0,00 E+00	0,00 E+00
Bathroom air (mg/m <sup>3</sup> )					0,00 E+00	0,00 E+00
Outdoor air (mg/m <sup>3</sup> )	7,00 E-43	1,20 E-44				
Tap water (mg/L)					0,00 E+00	0,00 E+00
Exposed produce (mg/kg)	0,00 E+00	0,00 E+00	0,00 E+00	0,00 E+00	0,00 E+00	0,00 E+00
Unexposed produce (mg/kg)				0,00 E+00	0,00 E+00	0,00 E+00
Meat (mg/kg)	0,00 E+00	0,00 E+00	0,00 E+00	0,00 E+00	0,00 E+00	0,00 E+00
Milk (mg/kg)	0,00 E+00	0,00 E+00	0,00 E+00	0,00 E+00	0,00 E+00	0,00 E+00
Eggs (mg/kg)	0,00 E+00	0,00 E+00	0,00 E+00	0,00 E+00	0,00 E+00	0,00 E+00
Fish and seafood (mg/kg)						9,20 E-01
Household soil (mg/kg)			6,45 E-01	6,47 E+01		
Swimming water (mg/L)						1,84 E-03

**PATHWAY CONTACT FACTORS (CR/BW\*FI)**

<b>EXPOSURE Media</b>	<b>Units</b>	<b>Inhalation</b>	<b>Ingestion</b>	<b>Dermal</b>
Indoor air (active)		2,10 E-01		
Indoor air (resting)		6,75 E-02		
Indoor air (shower/bath)		0,00 E+00		
Outdoor air (active)		1,23 E-03		
Tap water			0,00 E+00	0,00 E+00
Exposed produce			0,00 E+00	
Unexposed produce			0,00 E+00	
Meat			0,00 E+00	
Milk			0,00 E+00	
Eggs			0,00 E+00	
Fish and seafood			0,00 E+00	
Household soil			4,15 E-08	1,85 E-16
Swimming wtr			0,00 E+00	0,00 E+00

Dose ratios	inh-dose/Ns	ing-dose/Ns	drml-dose/Ns	inh-dose/Nq	ing-dose/Nq	drml-dose/Nq
	5,4 E-13	2,3 E-10	1,0 E-18	0,0 E+00	0,0 E+00	0,0 E+00

Time (y)	Total inhalation dose	Total ingestion dose	Total dermal dose	Total dose	Total dose from root soil	Total dose from ground water
1	6,3 E-09	2,7 E-06	1,2 E-14	2,7 E-06	2,7 E-06	0,0 E+00
4	6,3 E-09	2,7 E-06	1,2 E-14	2,7 E-06	2,7 E-06	0,0 E+00
7	6,3 E-09	2,7 E-06	1,2 E-14	2,7 E-06	2,7 E-06	0,0 E+00
10	6,3 E-09	2,7 E-06	1,2 E-14	2,7 E-06	2,7 E-06	0,0 E+00
13	6,3 E-09	2,7 E-06	1,2 E-14	2,7 E-06	2,7 E-06	0,0 E+00
16	6,3 E-09	2,7 E-06	1,2 E-14	2,7 E-06	2,7 E-06	0,0 E+00
19	6,3 E-09	2,7 E-06	1,2 E-14	2,7 E-06	2,7 E-06	0,0 E+00
22	6,3 E-09	2,7 E-06	1,2 E-14	2,7 E-06	2,7 E-06	0,0 E+00
25	6,3 E-09	2,7 E-06	1,2 E-14	2,7 E-06	2,7 E-06	0,0 E+00
28	6,3 E-09	2,7 E-06	1,2 E-14	2,7 E-06	2,7 E-06	0,0 E+00
31	6,3 E-09	2,7 E-06	1,2 E-14	2,7 E-06	2,7 E-06	0,0 E+00
<b>Cumulative doses</b>				0,029750946		
over ED by route, mg/kg	6,9 E-05	3,0 E-02	1,3 E-10	3,0 E-02	3,0 E-02	0,0 E+00
fraction	0,0023	0,9977	0,0000	1,0000	1,000	0,000
<b>Average doses</b>						
over ED by route, mg/kg-d	6,3 E-09	2,7 E-06	1,2 E-14	2,7 E-06	2,7 E-06	0,0 E+00
<b>Maximum doses</b>						
over ED by route, mg/kg-d	6,3 E-09	2,7 E-06	1,2 E-14	2,7 E-06	2,7 E-06	0,0 E+00
fraction	0,0023	0,9977	0,0000	1,0000	1,000	0,000

Max breast-milk dose      0,0 E+00    mg/kg-d      

Max_ing	2,7 E-06
---------	----------





### CalTOX™ 2.3 (beta): Eight-Compartment Multimedia Exposure Model

Copyright (c) 1996 Regents of the University of California and California Department of Toxic Substances Control

<b>Inputs:</b>		<b>Chemical name==&gt;</b> Plomb		<b>Outputs:</b>		
	<b>Site name =&gt; Common - After - 5-11 ans (User)</b>		<b>Target Soil Concentrations (in ppm)</b>			
	<b>Toxicity Data ==&gt;</b>		Cancer potencies 1/(mg/kg-d)	Non-cancer ADIs (mg/kg-d)	<b>Based on cancer risk:</b>	
	Inhalation	4,2E-02	0,0E+00	Root soil	1,0 E+5	
	Ingestion	8,5E-03	3,5E-03	Vadose soil	0,0 E+0	not avbl.
	Dermal	0,0E+00	0,0E+00		<b>Root Soil</b>	<b>1,0 E+5</b>
	Total dose		0,0E+00		<b>Vadose soil</b>	<b>n/a</b>
	<b>Target Risk/Hazard =</b>	Risk 1,0 E-05	Hazard quotient 1,00	<b>Based on hazard:</b>	Root soil	1,0 E+5
	<b>Root-soil thickness ==&gt;</b>	current value 0,30	should be > OK	Vadose soil	0,0 E+0	not avbl.
	<b>Alter root soil thickness to?</b>	n/a		<b>Un-mitigated risk and/or hazard ratio</b>		
	<b>Distance off-site for air exposure=</b>	0	meters	<b>Risk</b>	3,6 E-9	
<b>Time after initial concentrations when exposure begins =</b>	365	days	<b>Hazard ratio</b>	2,7 E-4		
<b>Measured Concentrations (at time = 0)</b>		<b>Concentration limits without NAPL</b>				
Root-zone soil	120	ppm (mg/kg)	Root soil	1,5 E+06	mg/kg solid	
Vadose-zone soil	340,72	ppm (mg/kg)	Vadose soil	1,4 E+06	mg/kg solid	
Ground water	0	ppm (mg/L)		9,6 E+00	mg/L water	
<b>Continuous inputs</b>			<b>Time avrg. Conc. in on-site environmental media</b>			
Source term to air (mol/d)	0,0 E+00	Sa	Air	7,1 E-43	mg/m3	
Source term to ground-surface soil (mol/d)	0,0 E+00	Sg	Plants	9,6 E-04	mg/kg(FM)	
Source term to root-zone soil (mol/d)	0,0 E+00	Ss	Grnd-surface soil	1,2 E+00	mg/kg(total)	
Source term to surface water(mol/d)	0,0 E+00	Sw	Root-zone soil	1,2 E+02	mg/kg(total)	
			Vadose-zone soil	3,4 E+02	mg/kg(total)	
			Ground water	2,2 E-04	mg/L(water)	
			Surface water	1,8 E-03	mg/L	
			Sediment	3,0 E-04	mg/kg	

**MEDIA AND CORRESPONDING POTENTIAL DOSES IN mg/kg-d (averaged over the exposure duration)**

<b>PATHWAYS</b>	<b>Air (gases &amp; particles)</b>	<b>Surface soil</b>	<b>Root-zone soil</b>	<b>Ground water</b>	<b>Surface water</b>	<b>Totals</b>	<b>%</b>
<b>INHALATION</b>	1,54E-43	4,92E-09	7,07E-46	0,00E+00	0,00E+00	<b>4,92E-09</b>	0,51
<b>INGESTION:</b>							
Water				0,00E+00	0,00E+00	0,00E+00	0,00
Exposed produce	0,00E+00	0,00E+00	0,00E+00	0,00E+00	0,00E+00	0,00E+00	0,00
Unexposed produce			0,00E+00	0,00E+00	0,00E+00	0,00E+00	0,00
Meat	0,00E+00	0,00E+00	0,00E+00	0,00E+00	0,00E+00	0,00E+00	0,00
Milk	0,00E+00	0,00E+00	0,00E+00	0,00E+00	0,00E+00	0,00E+00	0,00
Eggs	0,00E+00	0,00E+00	0,00E+00	0,00E+00	0,00E+00	0,00E+00	0,00
Fish					0,00E+00	0,00E+00	0,00
Soil		9,40E-09	9,42E-07			9,52E-07	99,49
<b>Total ingestion</b>	0,00 E+00	9,40 E-09	9,42 E-07	0,00 E+00	0,00 E+00	<b>9,52 E-07</b>	99,49
<b>DERMAL UPTAKE</b>		4,96E-17	4,97E-15	0,00E+00	0,00E+00	<b>5,02 E-15</b>	0,00
<b>Dose SUM</b>	<b>1,54E-43</b>	<b>1,43E-08</b>	<b>9,42E-07</b>	<b>0,00E+00</b>	<b>0,00E+00</b>	<b>9,57E-07</b>	100,0

<b>Breast milk concentration</b>	<b>Air (gases &amp; particles)</b>	<b>Surface soil</b>	<b>Root-zone soil</b>	<b>Ground water</b>	<b>Surface water</b>	<b>total</b>
	1,01 E-44	9,37 E-10	6,16 E-08	0,00 E+00	0,00 E+00	6,26 E-08
<b>Infant dose</b>	0,00 E+00	0,00 E+00	0,00 E+00	0,00 E+00	0,00 E+00	<b>dose_bm 0,00 E+00</b>

<b>Ingestion dose used =&gt;</b>	9,52 E-07
<b>Total dose used =&gt;</b>	9,57 E-07

<b>ENVIRONMENTAL Media CONCENTRATIONS</b>	<b>Air (gases) mg/m^3</b>	<b>Air (dust) mg/m^3</b>	<b>Ground soil mg/kg</b>	<b>Root soil mg/kg</b>	<b>Ground water mg/L</b>	<b>Surface water mg/L</b>
	7,00 E-43	1,20 E-44	1,29 E+00	1,29 E+02	2,24 E-04	1,84 E-03

## EXPOSURE MEDIA CONCENTRATIONS (averaged over the exposure duration)

EXPOSURE	Air (gases)	Air (dust)	Ground soil	Root soil	Ground water	Surface water
Indoor air (mg/m <sup>3</sup> )	7,00 E-43	7,05 E-45	2,27 E-08	3,26 E-45	0,00 E+00	0,00 E+00
Bathroom air (mg/m <sup>3</sup> )					0,00 E+00	0,00 E+00
Outdoor air (mg/m <sup>3</sup> )	7,00 E-43	1,20 E-44				
Tap water (mg/L)					0,00 E+00	0,00 E+00
Exposed produce (mg/kg)	0,00 E+00	0,00 E+00	0,00 E+00	0,00 E+00	0,00 E+00	0,00 E+00
Unexposed produce (mg/kg)				0,00 E+00	0,00 E+00	0,00 E+00
Meat (mg/kg)	0,00 E+00	0,00 E+00	0,00 E+00	0,00 E+00	0,00 E+00	0,00 E+00
Milk (mg/kg)	0,00 E+00	0,00 E+00	0,00 E+00	0,00 E+00	0,00 E+00	0,00 E+00
Eggs (mg/kg)	0,00 E+00	0,00 E+00	0,00 E+00	0,00 E+00	0,00 E+00	0,00 E+00
Fish and seafood (mg/kg)						9,20 E-01
Household soil (mg/kg)			6,45 E-01	6,47 E+01		
Swimming water (mg/L)						1,84 E-03

## PATHWAY CONTACT FACTORS (CR/BW\*FI)

EXPOSURE Media	Units	Inhalation	Ingestion	Dermal
Indoor air (active)		1,65 E-01		
Indoor air (resting)		5,17 E-02		
Indoor air (shower/bath)		0,00 E+00		
Outdoor air (active)		9,66 E-04		
Tap water			0,00 E+00	0,00 E+00
Exposed produce			0,00 E+00	
Unexposed produce			0,00 E+00	
Meat			0,00 E+00	
Milk			0,00 E+00	
Eggs			0,00 E+00	
Fish and seafood			0,00 E+00	
Household soil			1,46 E-08	7,69 E-17
Swimming wtr			0,00 E+00	0,00 E+00

Dose ratios	inh-dose/Ns	ing-dose/Ns	drml-dose/Ns	inh-dose/Nq	ing-dose/Nq	drml-dose/Nq
	4,2 E-13	8,1 E-11	4,3 E-19	0,0 E+00	0,0 E+00	0,0 E+00

Time (y)	Total inhalation dose	Total ingestion dose	Total dermal dose	Total dose	Total dose from root soil	Total dose from ground water
1	4,9 E-09	9,5 E-07	5,0 E-15	9,6 E-07	9,6 E-07	0,0 E+00
4	4,9 E-09	9,5 E-07	5,0 E-15	9,6 E-07	9,6 E-07	0,0 E+00
7	4,9 E-09	9,5 E-07	5,0 E-15	9,6 E-07	9,6 E-07	0,0 E+00
10	4,9 E-09	9,5 E-07	5,0 E-15	9,6 E-07	9,6 E-07	0,0 E+00
13	4,9 E-09	9,5 E-07	5,0 E-15	9,6 E-07	9,6 E-07	0,0 E+00
16	4,9 E-09	9,5 E-07	5,0 E-15	9,6 E-07	9,6 E-07	0,0 E+00
19	4,9 E-09	9,5 E-07	5,0 E-15	9,6 E-07	9,6 E-07	0,0 E+00
22	4,9 E-09	9,5 E-07	5,0 E-15	9,6 E-07	9,6 E-07	0,0 E+00
25	4,9 E-09	9,5 E-07	5,0 E-15	9,6 E-07	9,6 E-07	0,0 E+00
28	4,9 E-09	9,5 E-07	5,0 E-15	9,6 E-07	9,6 E-07	0,0 E+00
31	4,9 E-09	9,5 E-07	5,0 E-15	9,6 E-07	9,6 E-07	0,0 E+00
<b>Cumulative doses</b>				0,010474171		
over ED by route, mg/kg	5,4 E-05	1,0 E-02	5,5 E-11	1,0 E-02	1,0 E-02	0,0 E+00
fraction	0,0051	0,9949	0,0000	1,0000	1,000	0,000
<b>Average doses</b>						
over ED by route, mg/kg-d	4,9 E-09	9,5 E-07	5,0 E-15	9,6 E-07	9,6 E-07	0,0 E+00
<b>Maximum doses</b>						
over ED by route, mg/kg-d	4,9 E-09	9,5 E-07	5,0 E-15	9,6 E-07	9,6 E-07	0,0 E+00
fraction	0,0051	0,9949	0,0000	1,0000	1,000	0,000


Max breast-milk dose      0,0 E+00    mg/kg-d      

Max_ing	9,5 E-07
---------	----------



### CalTOX™ 2.3 (beta): Eight-Compartment Multimedia Exposure Model

Copyright (c) 1996 Regents of the University of California and California Department of Toxic Substances Control

	<b>Inputs:</b>	<b>Chemical name==&gt;</b>	Plomb		<b>Outputs:</b>		
		<b>Site name =&gt;</b>	Common - After - 12-19 ans (User)		<b>Target Soil Concentrations (in ppm)</b>		
		<b>Toxicity Data ==&gt;</b>	Cancer potencies 1/(mg/kg-d)	Non-cancer ADIs (mg/kg-d)	<b>Based on cancer risk:</b>		
		<b>Inhalation</b>	4,2E-02	0,0E+00	Root soil	1,0 E+5	
		<b>Ingestion</b>	8,5E-03	3,5E-03	Vadose soil	0,0 E+0	not avlbl.
		<b>Dermal</b>	0,0E+00	0,0E+00			
		<b>Total dose</b>	0,0E+00		<b>Based on hazard:</b>		
		<b>Target Risk/Hazard =</b>	Risk 1,0 E-05	Hazard quotient 1,00	Root soil	1,0 E+5	1,0 E+5
		<b>Root-soil thickness ==&gt;</b>	current value 0,30	should be > OK	Vadose soil	0,0 E+0	not avlbl.
		<b>Alter root soil thickness to?</b>	n/a				
		<b>Distance off-site for air exposure=</b>	0	meters	<b>Un-mitigated risk and/or hazard ratio</b>		
		<b>Time after initial concentrations when exposure begins =</b>	365	days	<b>Risk</b>	1,1 E-9	
		<b>Measured Concentrations (at time = 0)</b>			<b>Hazard ratio</b>	8,6 E-5	
		Root-zone soil	120	ppm (mg/kg)	<b>Concentration limits without NAPL</b>		
		Vadose-zone soil	340,72	ppm (mg/kg)	Root soil	1,5 E+06	mg/kg solid
	Ground water	0	ppm (mg/L)	Vadose soil	1,4 E+06	mg/kg solid	
					9,6 E+00	mg/L water	
	<b>Continuous inputs</b>			<b>Time avrg. Conc. in on-site environmental media</b>			
	Source term to air (mol/d)	0,0 E+00	Sa	Air	7,1 E-43	mg/m3	
	Source term to ground-surface soil (mol/d)	0,0 E+00	Sg	Plants	9,6 E-04	mg/kg(FM)	
	Source term to root-zone soil (mol/d)	0,0 E+00	Ss	Grnd-surface soil	1,2 E+00	mg/kg(total)	
	Source term to surface water(mol/d)	0,0 E+00	Sw	Root-zone soil	1,2 E+02	mg/kg(total)	
				Vadose-zone soil	3,4 E+02	mg/kg(total)	
				Ground water	2,2 E-04	mg/L(water)	
				Surface water	1,8 E-03	mg/L	
				Sediment	3,0 E-04	mg/kg	

**MEDIA AND CORRESPONDING POTENTIAL DOSES IN mg/kg-d (averaged over the exposure duration)**

<b>PATHWAYS</b>	<b>Air (gases &amp; particles)</b>	<b>Surface soil</b>	<b>Root-zone soil</b>	<b>Ground water</b>	<b>Surface water</b>	<b>Totals</b>	<b>%</b>
<b>INHALATION</b>	1,01E-43	3,24E-09	4,65E-46	0,00E+00	0,00E+00	<b>3,24E-09</b>	1,07
<b>INGESTION:</b>							
Water				0,00E+00	0,00E+00	0,00E+00	0,00
Exposed produce	0,00E+00	0,00E+00	0,00E+00	0,00E+00	0,00E+00	0,00E+00	0,00
Unexposed produce			0,00E+00	0,00E+00	0,00E+00	0,00E+00	0,00
Meat	0,00E+00	0,00E+00	0,00E+00	0,00E+00	0,00E+00	0,00E+00	0,00
Milk	0,00E+00	0,00E+00	0,00E+00	0,00E+00	0,00E+00	0,00E+00	0,00
Eggs	0,00E+00	0,00E+00	0,00E+00	0,00E+00	0,00E+00	0,00E+00	0,00
Fish					0,00E+00	0,00E+00	0,00
Soil		2,96E-09	2,97E-07			3,00E-07	98,93
<b>Total ingestion</b>	0,00 E+00	2,96 E-09	2,97 E-07	0,00 E+00	0,00 E+00	<b>3,00 E-07</b>	98,93
<b>DERMAL UPTAKE</b>		2,30E-17	2,30E-15	0,00E+00	0,00E+00	<b>2,33 E-15</b>	0,00
<b>Dose SUM</b>	<b>1,01E-43</b>	<b>6,20E-09</b>	<b>2,97E-07</b>	<b>0,00E+00</b>	<b>0,00E+00</b>	<b>3,03E-07</b>	100,0

<b>Breast milk concentration</b>	<b>Air (gases &amp; particles)</b>	<b>Surface soil</b>	<b>Root-zone soil</b>	<b>Ground water</b>	<b>Surface water</b>	<b>total</b>
	6,61 E-45	4,05 E-10	1,94 E-08	0,00 E+00	0,00 E+00	1,98 E-08
<b>Infant dose</b>	0,00 E+00	0,00 E+00	0,00 E+00	0,00 E+00	0,00 E+00	<b>dose_bm 0,00 E+00</b>

<b>Ingestion dose used =&gt;</b>	3,00 E-07
<b>Total dose used =&gt;</b>	3,03 E-07

<b>ENVIRONMENTAL Media CONCENTRATIONS</b>	<b>Air (gases) mg/m^3</b>	<b>Air (dust) mg/m^3</b>	<b>Ground soil mg/kg</b>	<b>Root soil mg/kg</b>	<b>Ground water mg/L</b>	<b>Surface water mg/L</b>
	7,00 E-43	1,20 E-44	1,29 E+00	1,29 E+02	2,24 E-04	1,84 E-03

**EXPOSURE MEDIA CONCENTRATIONS (averaged over the exposure duration)**

<b>EXPOSURE</b>	<b>Air (gases)</b>	<b>Air (dust)</b>	<b>Ground soil</b>	<b>Root soil</b>	<b>Ground water</b>	<b>Surface water</b>
Indoor air (mg/m <sup>3</sup> )	7,00 E-43	7,05 E-45	2,27 E-08	3,26 E-45	0,00 E+00	0,00 E+00
Bathroom air (mg/m <sup>3</sup> )					0,00 E+00	0,00 E+00
Outdoor air (mg/m <sup>3</sup> )	7,00 E-43	1,20 E-44				
Tap water (mg/L)					0,00 E+00	0,00 E+00
Exposed produce (mg/kg)	0,00 E+00	0,00 E+00	0,00 E+00	0,00 E+00	0,00 E+00	0,00 E+00
Unexposed produce (mg/kg)				0,00 E+00	0,00 E+00	0,00 E+00
Meat (mg/kg)	0,00 E+00	0,00 E+00	0,00 E+00	0,00 E+00	0,00 E+00	0,00 E+00
Milk (mg/kg)	0,00 E+00	0,00 E+00	0,00 E+00	0,00 E+00	0,00 E+00	0,00 E+00
Eggs (mg/kg)	0,00 E+00	0,00 E+00	0,00 E+00	0,00 E+00	0,00 E+00	0,00 E+00
Fish and seafood (mg/kg)						9,20 E-01
Household soil (mg/kg)			6,45 E-01	6,47 E+01		
Swimming water (mg/L)						1,84 E-03

**PATHWAY CONTACT FACTORS (CR/BW\*FI)**

<b>EXPOSURE Media</b>	<b>Units</b>	<b>Inhalation</b>	<b>Ingestion</b>	<b>Dermal</b>
Indoor air (active)		1,12 E-01		
Indoor air (resting)		3,10 E-02		
Indoor air (shower/bath)		0,00 E+00		
Outdoor air (active)		2,90 E-04		
Tap water			0,00 E+00	0,00 E+00
Exposed produce			0,00 E+00	
Unexposed produce			0,00 E+00	
Meat			0,00 E+00	
Milk			0,00 E+00	
Eggs			0,00 E+00	
Fish and seafood			0,00 E+00	
Household soil			4,59 E-09	3,56 E-17
Swimming wtr			0,00 E+00	0,00 E+00

Dose ratios	inh-dose/Ns	ing-dose/Ns	drml-dose/Ns	inh-dose/Nq	ing-dose/Nq	drml-dose/Nq
	2,8 E-13	2,6 E-11	2,0 E-19	0,0 E+00	0,0 E+00	0,0 E+00

Time (y)	Total inhalation dose	Total ingestion dose	Total dermal dose	Total dose	Total dose from root soil	Total dose from ground water
1	3,2 E-09	3,0 E-07	2,3 E-15	3,0 E-07	3,0 E-07	0,0 E+00
4	3,2 E-09	3,0 E-07	2,3 E-15	3,0 E-07	3,0 E-07	0,0 E+00
7	3,2 E-09	3,0 E-07	2,3 E-15	3,0 E-07	3,0 E-07	0,0 E+00
10	3,2 E-09	3,0 E-07	2,3 E-15	3,0 E-07	3,0 E-07	0,0 E+00
13	3,2 E-09	3,0 E-07	2,3 E-15	3,0 E-07	3,0 E-07	0,0 E+00
16	3,2 E-09	3,0 E-07	2,3 E-15	3,0 E-07	3,0 E-07	0,0 E+00
19	3,2 E-09	3,0 E-07	2,3 E-15	3,0 E-07	3,0 E-07	0,0 E+00
22	3,2 E-09	3,0 E-07	2,3 E-15	3,0 E-07	3,0 E-07	0,0 E+00
25	3,2 E-09	3,0 E-07	2,3 E-15	3,0 E-07	3,0 E-07	0,0 E+00
28	3,2 E-09	3,0 E-07	2,3 E-15	3,0 E-07	3,0 E-07	0,0 E+00
31	3,2 E-09	3,0 E-07	2,3 E-15	3,0 E-07	3,0 E-07	0,0 E+00
<b>Cumulative doses</b>				0,003316883		
over ED by route, mg/kg	3,5 E-05	3,3 E-03	2,5 E-11	3,3 E-03	3,3 E-03	0,0 E+00
fraction	0,0107	0,9893	0,0000	1,0000	1,000	0,000
<b>Average doses</b>						
over ED by route, mg/kg-d	3,2 E-09	3,0 E-07	2,3 E-15	3,0 E-07	3,0 E-07	0,0 E+00
<b>Maximum doses</b>						
over ED by route, mg/kg-d	3,2 E-09	3,0 E-07	2,3 E-15	3,0 E-07	3,0 E-07	0,0 E+00
fraction	0,0107	0,9893	0,0000	1,0000	1,000	0,000

Max breast-milk dose      0,0 E+00    mg/kg-d      


Max_ing	3,0 E-07
---------	----------





### CalTOX™ 2.3 (beta): Eight-Compartment Multimedia Exposure Model

Copyright (c) 1996 Regents of the University of California and California Department of Toxic Substances Control

	<b>Inputs:</b>	<b>Chemical name==&gt;</b>	Plomb		<b>Outputs:</b>			
		<b>Site name =&gt;</b>	Common - After - > 20 ans (User)		<b>Target Soil Concentrations (in ppm)</b>			
		<b>Toxicity Data ==&gt;</b>		Cancer potencies 1/(mg/kg-d)	Non-cancer ADIs (mg/kg-d)			
		<b>Inhalation</b>	<b>4,2E-02</b>	<b>0,0E+00</b>				
		<b>Ingestion</b>	<b>8,5E-03</b>	<b>3,5E-03</b>				
		<b>Dermal</b>	<b>0,0E+00</b>	<b>0,0E+00</b>				
		<b>Total dose</b>	<b>0,0E+00</b>					
		<b>Target Risk/Hazard =</b>	<b>1,0 E-05</b>	<b>1,00</b>				
			<b>current value</b>	<b>should be &gt;</b>				
		<b>Root-soil thickness ==&gt;</b>	<b>0,30</b>	<b>OK</b>				
		<b>Alter root soil thickness to?</b>	<b>n/a</b>					
		<b>Distance off-site for air exposure=</b>	<b>0</b>	meters				
		<b>Time after initial concentrations when exposure begins =</b>	<b>365</b>	days				
		<b>Measured Concentrations (at time = 0)</b>						
		Root-zone soil	<b>120</b>	ppm (mg/kg)				
	Vadose-zone soil	<b>340,72</b>	ppm (mg/kg)					
	Ground water	<b>0</b>	ppm (mg/L)					
	<b>Continuous inputs</b>							
	Source term to air (mol/d)	0,0 E+00	Sa					
	Source term to ground-surface soil (mol/d)	0,0 E+00	Sg					
	Source term to root-zone soil (mol/d)	0,0 E+00	Ss					
	Source term to surface water(mol/d)	0,0 E+00	Sw					
	<b>Based on cancer risk:</b>							
	Root soil	<b>1,0 E+5</b>						
	Vadose soil	<b>0,0 E+0</b>	<b>not avlbl.</b>					
	<b>Based on hazard:</b>							
	Root soil	<b>1,0 E+5</b>		<b>Root Soil</b>	<b>1,0 E+5</b>			
	Vadose soil	<b>0,0 E+0</b>	<b>not avlbl.</b>	<b>Vadose soil</b>	<b>n/a</b>			
	<b>Un-mitigated risk and/or hazard ratio</b>							
	<b>Risk</b>	<b>9,7 E-10</b>						
	<b>Hazard ratio</b>	<b>7,2 E-5</b>						
	<b>Concentration limits without NAPL</b>							
	Root soil	1,5 E+06	mg/kg solid					
	Vadose soil	1,4 E+06	mg/kg solid					
		9,6 E+00	mg/L water					
	<b>Time avrg. Conc. in on-site environmental media</b>							
	Air	7,1 E-43	mg/m3					
	Plants	9,6 E-04	mg/kg(FM)					
	Grnd-surface soil	1,2 E+00	mg/kg(total)					
	Root-zone soil	1,2 E+02	mg/kg(total)					
	Vadose-zone soil	3,4 E+02	mg/kg(total)					
	Ground water	2,2 E-04	mg/L(water)					
	Surface water	1,8 E-03	mg/L					
	Sediment	3,0 E-04	mg/kg					

**MEDIA AND CORRESPONDING POTENTIAL DOSES IN mg/kg-d (averaged over the exposure duration)**

<b>PATHWAYS</b>	<b>Air (gases &amp; particles)</b>	<b>Surface soil</b>	<b>Root-zone soil</b>	<b>Ground water</b>	<b>Surface water</b>	<b>Totals</b>	<b>%</b>
<b>INHALATION</b>	8,54E-44	2,73E-09	3,93E-46	0,00E+00	0,00E+00	<b>2,73E-09</b>	1,07
<b>INGESTION:</b>							
Water				0,00E+00	0,00E+00	0,00E+00	0,00
Exposed produce	0,00E+00	0,00E+00	0,00E+00	0,00E+00	0,00E+00	0,00E+00	0,00
Unexposed produce			0,00E+00	0,00E+00	0,00E+00	0,00E+00	0,00
Meat	0,00E+00	0,00E+00	0,00E+00	0,00E+00	0,00E+00	0,00E+00	0,00
Milk	0,00E+00	0,00E+00	0,00E+00	0,00E+00	0,00E+00	0,00E+00	0,00
Eggs	0,00E+00	0,00E+00	0,00E+00	0,00E+00	0,00E+00	0,00E+00	0,00
Fish					0,00E+00	0,00E+00	0,00
Soil		2,50E-09	2,51E-07			2,53E-07	98,93
<b>Total ingestion</b>	0,00 E+00	2,50 E-09	2,51 E-07	0,00 E+00	0,00 E+00	<b>2,53 E-07</b>	98,93
<b>DERMAL UPTAKE</b>		1,87E-17	1,87E-15	0,00E+00	0,00E+00	<b>1,89 E-15</b>	0,00
<b>Dose SUM</b>	<b>8,54E-44</b>	<b>5,23E-09</b>	<b>2,51E-07</b>	<b>0,00E+00</b>	<b>0,00E+00</b>	<b>2,56E-07</b>	100,0

<b>Breast milk concentration</b>	<b>Air (gases &amp; particles)</b>	<b>Surface soil</b>	<b>Root-zone soil</b>	<b>Ground water</b>	<b>Surface water</b>	<b>total</b>
	5,58 E-45	3,42 E-10	1,64 E-08	0,00 E+00	0,00 E+00	1,67 E-08
<b>Infant dose</b>	0,00 E+00	0,00 E+00	0,00 E+00	0,00 E+00	0,00 E+00	<b>dose_bm 0,00 E+00</b>

<b>Ingestion dose used =&gt;</b>	2,53 E-07
<b>Total dose used =&gt;</b>	2,56 E-07

<b>ENVIRONMENTAL Media CONCENTRATIONS</b>	<b>Air (gases) mg/m^3</b>	<b>Air (dust) mg/m^3</b>	<b>Ground soil mg/kg</b>	<b>Root soil mg/kg</b>	<b>Ground water mg/L</b>	<b>Surface water mg/L</b>
	7,00 E-43	1,20 E-44	1,29 E+00	1,29 E+02	2,24 E-04	1,84 E-03

**EXPOSURE MEDIA CONCENTRATIONS (averaged over the exposure duration)**

<b>EXPOSURE</b>	<b>Air (gases)</b>	<b>Air (dust)</b>	<b>Ground soil</b>	<b>Root soil</b>	<b>Ground water</b>	<b>Surface water</b>
Indoor air (mg/m <sup>3</sup> )	7,00 E-43	7,05 E-45	2,27 E-08	3,26 E-45	0,00 E+00	0,00 E+00
Bathroom air (mg/m <sup>3</sup> )					0,00 E+00	0,00 E+00
Outdoor air (mg/m <sup>3</sup> )	7,00 E-43	1,20 E-44				
Tap water (mg/L)					0,00 E+00	0,00 E+00
Exposed produce (mg/kg)	0,00 E+00	0,00 E+00	0,00 E+00	0,00 E+00	0,00 E+00	0,00 E+00
Unexposed produce (mg/kg)				0,00 E+00	0,00 E+00	0,00 E+00
Meat (mg/kg)	0,00 E+00	0,00 E+00	0,00 E+00	0,00 E+00	0,00 E+00	0,00 E+00
Milk (mg/kg)	0,00 E+00	0,00 E+00	0,00 E+00	0,00 E+00	0,00 E+00	0,00 E+00
Eggs (mg/kg)	0,00 E+00	0,00 E+00	0,00 E+00	0,00 E+00	0,00 E+00	0,00 E+00
Fish and seafood (mg/kg)						9,20 E-01
Household soil (mg/kg)			6,45 E-01	6,47 E+01		
Swimming water (mg/L)						1,84 E-03

**PATHWAY CONTACT FACTORS (CR/BW\*FI)**

<b>EXPOSURE Media</b>	<b>Units</b>	<b>Inhalation</b>	<b>Ingestion</b>	<b>Dermal</b>
Indoor air (active)		9,43 E-02		
Indoor air (resting)		2,62 E-02		
Indoor air (shower/bath)		0,00 E+00		
Outdoor air (active)		2,45 E-04		
Tap water			0,00 E+00	0,00 E+00
Exposed produce			0,00 E+00	
Unexposed produce			0,00 E+00	
Meat			0,00 E+00	
Milk			0,00 E+00	
Eggs			0,00 E+00	
Fish and seafood			0,00 E+00	
Household soil			3,88 E-09	2,90 E-17
Swimming wtr			0,00 E+00	0,00 E+00

Dose ratios	inh-dose/Ns	ing-dose/Ns	drml-dose/Ns	inh-dose/Nq	ing-dose/Nq	drml-dose/Nq
	2,3 E-13	2,2 E-11	1,6 E-19	0,0 E+00	0,0 E+00	0,0 E+00

Time (y)	Total inhalation dose	Total ingestion dose	Total dermal dose	Total dose	Total dose from root soil	Total dose from ground water
1	2,7 E-09	2,5 E-07	1,9 E-15	2,6 E-07	2,6 E-07	0,0 E+00
4	2,7 E-09	2,5 E-07	1,9 E-15	2,6 E-07	2,6 E-07	0,0 E+00
7	2,7 E-09	2,5 E-07	1,9 E-15	2,6 E-07	2,6 E-07	0,0 E+00
10	2,7 E-09	2,5 E-07	1,9 E-15	2,6 E-07	2,6 E-07	0,0 E+00
13	2,7 E-09	2,5 E-07	1,9 E-15	2,6 E-07	2,6 E-07	0,0 E+00
16	2,7 E-09	2,5 E-07	1,9 E-15	2,6 E-07	2,6 E-07	0,0 E+00
19	2,7 E-09	2,5 E-07	1,9 E-15	2,6 E-07	2,6 E-07	0,0 E+00
22	2,7 E-09	2,5 E-07	1,9 E-15	2,6 E-07	2,6 E-07	0,0 E+00
25	2,7 E-09	2,5 E-07	1,9 E-15	2,6 E-07	2,6 E-07	0,0 E+00
28	2,7 E-09	2,5 E-07	1,9 E-15	2,6 E-07	2,6 E-07	0,0 E+00
31	2,7 E-09	2,5 E-07	1,9 E-15	2,6 E-07	2,6 E-07	0,0 E+00
<b>Cumulative doses</b>				0,002800819		
over ED by route, mg/kg	3,0 E-05	2,8 E-03	2,1 E-11	2,8 E-03	2,8 E-03	0,0 E+00
fraction	0,0107	0,9893	0,0000	1,0000	1,000	0,000
<b>Average doses</b>						
over ED by route, mg/kg-d	2,7 E-09	2,5 E-07	1,9 E-15	2,6 E-07	2,6 E-07	0,0 E+00
<b>Maximum doses</b>						
over ED by route, mg/kg-d	2,7 E-09	2,5 E-07	1,9 E-15	2,6 E-07	2,6 E-07	0,0 E+00
fraction	0,0107	0,9893	0,0000	1,0000	1,000	0,000

Max breast-milk dose      0,0 E+00    mg/kg-d      

Max_ing	2,5 E-07
---------	----------