



West Nile Virus National Surveillance Report

English Edition

November 6, 2005 - November 12, 2005 (Week 45)

NOTE: This summary is the last weekly report of the 2005 WNV season. A final report will be produced with complete data supplied by the provinces and territories in the next few months. No new cases of West Nile virus have been reported in birds, mosquitoes, and horses for some weeks.

Canada

Human:

To date (week 45), 225 WNV clinical cases and 14 asymptomatic infections have been reported to the Public Health Agency of Canada (PHAC). Of these 225 clinical cases, 50 (22%) were reported as West Nile Neurological Syndrome, 167 (74%) were reported as West Nile Non-Neurological Syndrome, and 8 (4%) were Unclassified/Unspecified. To date, there have been 12 deaths [Saskatchewan (2), Manitoba (1), Ontario (8) and Quebec (1)] reported in patients with WNV infection.

Bird:

To date (week 45), a total of 3988 dead birds have been tested since May 2, 2005, of which 447 (11%) were positive for WNV. Of the 447 positive birds, 331 (74%) were identified as American Crows and 115 (26%) were Blue Jays.

Domestic Animal:

To date (week 45), 21 horses positive for WNV were reported in Ontario (5), Manitoba (4), Saskatchewan (10) and Alberta (2).

Mosquito:

To date (week 45), 695 mosquito pools positive for WNV were reported in Alberta (1), Saskatchewan (110), Manitoba (193), Ontario (291) and Quebec (100).

National West Nile virus surveillance data and maps can be found on the Public Health Agency of Canada (PHAC) web site at: <http://www.phac-aspc.gc.ca/wnv-vwn/index.html>

Provinces/Territories: Detailed WNV information can be accessed through the Links section on the PHAC WNV web site.

United States

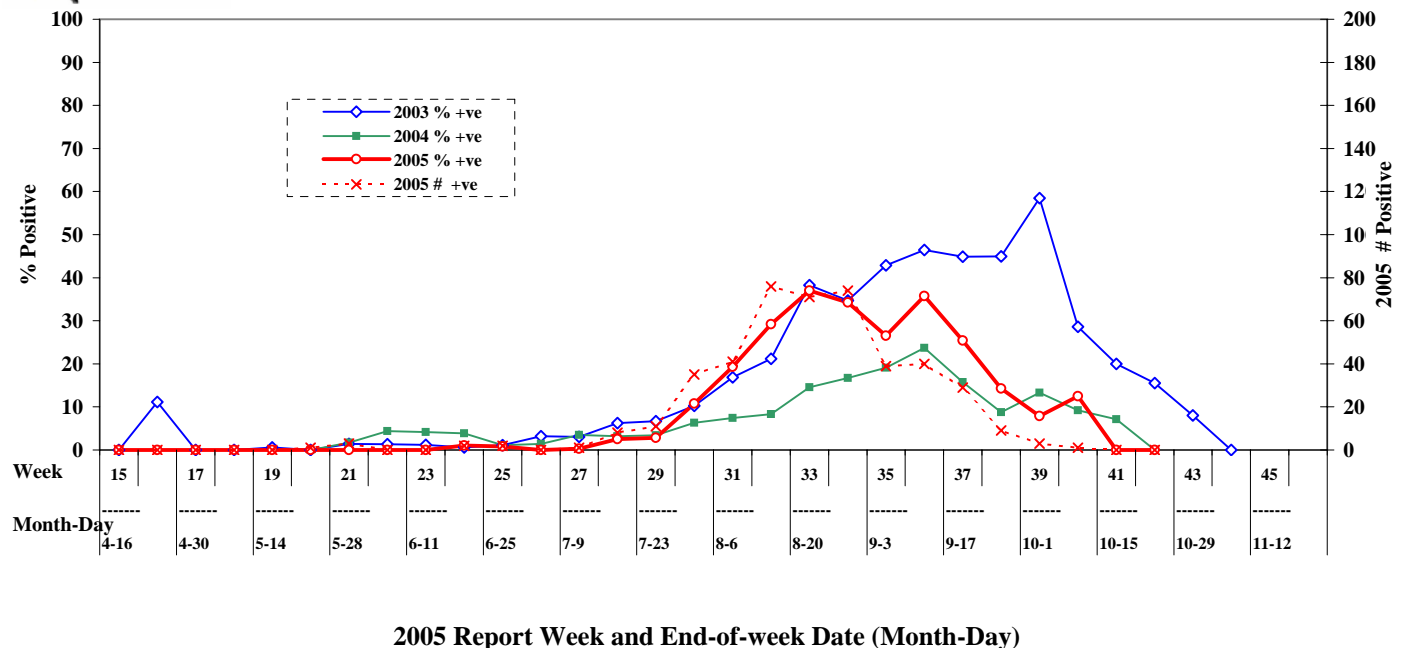
Human:

Between January 1 and November 15, 2005, a total of 2676 WNV cases were reported to the Centers for Disease Control and Prevention (CDC) in the U.S. Of these 2676 cases, 1102 (41%) were reported as WN Neuroinvasive Disease, 1408 (53%) were reported as WN Fever (Non-Neuroinvasive Disease), and 166 (6%) were Unspecified. To date, 91 deaths have been reported.

States: Detailed State information can be accessed through the CDC web site: <http://www.cdc.gov/ncidod/dvbid/westnile/surv&control.htm>



Percentage of Dead Birds¹ Tested Positive for WNV, by Report Week, Canada 2003, 2004 & 2005, and Number of Dead Birds¹ Tested Positive for WNV, by Report Week, Canada 2005



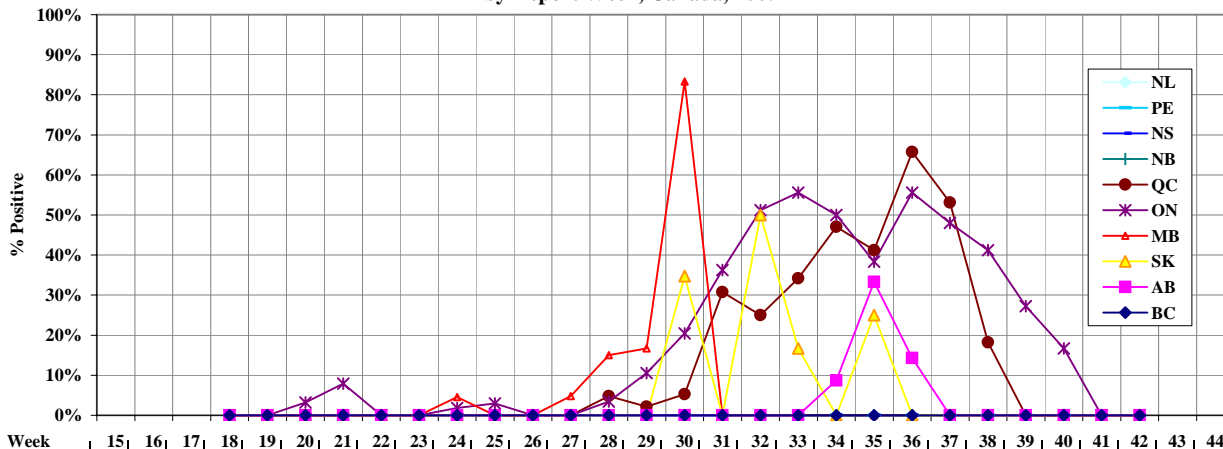
¹ Mostly corvids (e.g. crows, blue jays, grey jays, scrub jays, stellar jays, magpies, and ravens).

**Dead Bird¹ WNV Test Results for Current Report Week and Year-to-Date,
by Province/Territory, Canada, 2005**

Provinces / Territories	November 6, 2005 - November 12, 2005 (Week 45)				Year-to-Date: November 12, 2005 (Week 45)			
	No. tests	No. positive tests			No. tests	No. positive tests		
		Presumptive ²	Confirmed	Total		Presumptive ²	Confirmed	Total
NL	0	0	0	0	63	0	0	0
PE	0	0	0	0	81	0	0	0
NS	0	0	0	0	200	0	0	0
NB	0	0	0	0	256	0	0	0
QC	0	0	0	0	532	0	115	115
ON	0	0	0	0	1290	0	300	300
MB	0	0	0	0	161	0	12	12
SK	0	0	0	0	121	0	14	14
AB	0	0	0	0	215	0	6	6
BC	0	0	0	0	1062	0	0	0
YT	0	0	0	0	0	0	0	0
NT	0	0	0	0	7	0	0	0
NU	0	0	0	0	0	0	0	0
Canada	0	0	0	0	3988	0	447	447

Abbreviations: Newfoundland & Labrador (NL), Prince Edward Island (PE), New Brunswick (NB), Nova Scotia (NS), Quebec (QC), Ontario (ON), Manitoba (MB), Saskatchewan (SK), Alberta (AB), British Columbia (BC), Yukon Territory (YT), Northwest Territories (NT), Nunavut (NU)

**Percentage of Dead Birds¹ Tested Positive for WNV, by Province/Territory,
by Report Week, Canada, 2005**



Week	15	16	17	18	19	20	21	22	23	24	25	26	27	28	29	30	31	32	33	34	35	36	37	38	39	40	41	42	43	44	
NL				0/0	0/0	0/0	0/0	0/0	0/0	0/0	0/0	0/0	0/0	0/0	0/0	0/0	0/0	0/0	0/0	0/0	0/0	0/0	0/0	0/0	0/0	0/0	0/0	0/0	0/0	0/0	
PE				0/0	0/0	0/1	0/2	0/0	0/4	0/2	0/4	0/9	0/10	0/14	0/10	0/6	0/4	0/4	0/3	0/4	0/3	0/0	0/0	0/0	0/0	0/0	0/0	0/1	0/0		
NS				0/0	0/0	0/0	0/2	0/1	0/2	0/9	0/0	0/3	0/19	0/20	0/30	0/21	0/13	0/13	0/8	0/9	0/15	0/3	0/15	0/1	0/6	0/0	0/4	0/1	0/5		
NB				0/0	0/0	0/0	0/0	0/0	0/4	0/17	0/19	0/45	0/26	0/41	0/23	0/23	0/13	0/16	0/5	0/8	0/2	0/14	0/0	0/0	0/0	0/0	0/0	0/0	0/0		
QC				0/0	0/0	0/0	0/0	0/10	0/25	0/30	0/45	0/33	2/42	1/47	2/38	8/26	8/32	14/41	24/51	14/34	23/35	17/32	2/11	0/0	0/0	0/0	0/0	0/0	0/0		
ON				0/0	0/8	1/31	3/38	0/48	0/68	1/54	2/67	0/70	0/77	3/87	8/76	20/98	33/91	65/127	55/99	48/96	23/60	15/27	12/25	7/17	3/11	1/6	0/6	0/1	0/2		
MB ⁴				0/0	0/0	0/6	0/10	0/14	0/7	1/22	0/20	0/23	1/21	3/20	2/12	5/6	0/0	0/0	0/0	0/0	0/0	0/0	0/0	0/0	0/0	0/0	0/0	0/0	0/0	0/0	
SK				0/0	0/0	0/3	0/6	0/1	0/2	0/4	0/8	0/9	0/7	0/18	0/11	8/23	0/7	3/6	2/12	0/0	1/4	0/0	0/0	0/0	0/0	0/0	0/0	0/0	0/0	0/0	
AB				0/0	0/0	0/0	0/0	0/0	0/6	0/4	0/7	0/6	0/15	0/74	0/14	0/3	0/15	0/13	2/23	1/3	2/14	0/5	0/10	0/3	0/0	0/0	0/0	0/0	0/0	0/0	
BC				0/3	0/10	0/21	0/39	0/42	0/68	0/73	0/93	0/73	0/83	0/71	0/90	0/96	0/45	0/50	0/0	0/28	0/20	0/31	0/23	0/24	0/18	0/2	0/7	0/6	0/3		
YT				0/0	0/0	0/0	0/0	0/0	0/0	0/0	0/0	0/0	0/0	0/0	0/0	0/0	0/0	0/0	0/0	0/0	0/0	0/0	0/0	0/0	0/0	0/0	0/0	0/0	0/0	0/0	
NT				0/0	0/0	0/0	0/0	0/1	0/0	0/0	0/1	0/1	0/4	0/0	0/0	0/0	0/0	0/0	0/0	0/0	0/0	0/0	0/0	0/0	0/0	0/0	0/0	0/0	0/0	0/0	
NU				0/0	0/0	0/0	0/0	0/0	0/0	0/0	0/0	0/0	0/0	0/0	0/0	0/0	0/0	0/0	0/0	0/0	0/0	0/0	0/0	0/0	0/0	0/0	0/0	0/0	0/0	0/0	
CA ³				0/3	0/18	1/62	3/97	0/107	0/161	2/199	2/244	0/259	1/305	8/313	11/39	35/324	41/212	76/260	71/192	74/216	39/147	40/112	29/114	9/63	3/38	1/8	0/17	0/9	0/10		

¹ Mostly corvids (e.g. crows, blue jays, grey jays, scrub jays, magpies, and ravens)

² Requires additional testing before it can be considered a confirmed result

³ Canada weekly proportion positive

⁴ Once a positive corvid was identified in a Regional Health Authority (RHA), collection and testing of corvids ceased in that area.

Corvid surveillance in northern areas of Manitoba was discontinued effective September 16th.

**WNV Human Clinical Cases and Asymptomatic Infections Reported for Current Report Week and Year-to-Date,
by Province/Territory, Canada, 2005**

Provinces Territories	Report Week: November 6, 2005 - November 12, 2005 (Week 45)									
	West Nile Virus Neurological Syndrome		West Nile Virus Non-Neurological Syndrome		Unclassified / Unspecified	Total Clinical Cases ⁶	No. of travel related cases ⁷	No. deaths	West Nile Virus Asymptomatic Infection	
	Prob ⁵	Conf	Prob ⁵	Conf					Prob ⁵	Conf
NL	0	0	0	0	0	0	0	0	0	0
PE	0	0	0	0	0	0	0	0	0	0
NS	0	0	0	0	0	0	0	0	0	0
NB	0	0	0	0	0	0	0	0	0	0
QC	0	0	0	0	0	0	0	0	0	0
ON	0	0	0	0	0	0	0	0	0	0
MB	0	0	0	0	0	0	0	0	0	0
SK	0	0	0	0	0	0	0	0	0	0
AB	0	0	0	0	0	0	0	0	0	0
BC	0	0	0	0	0	0	0	0	0	0
YT	0	0	0	0	0	0	0	0	0	0
NT	0	0	0	0	0	0	0	0	0	0
NU	0	0	0	0	0	0	0	0	0	0
Canada	0	0	0	0	0	0	0	0	0	0
Provinces Territories	Year-to-Date: November 12, 2005 (Week 45)									
	West Nile Virus Neurological Syndrome		West Nile Virus Non-Neurological Syndrome		Unclassified / Unspecified	Total Clinical Cases ⁶	No. of travel related cases ⁷	No. deaths	West Nile Virus Asymptomatic Infection	
	Prob ⁵	Conf	Prob ⁵	Conf					Prob ⁵	Conf
NL	0	0	0	0	0	0	0	0	0	0
PE	0	0	0	1	0	1	1	0	0	0
NS	0	1	0	0	0	1	1	0	0	0
NB	0	0	0	1	0	1	1	0	0	0
QC	0	3	1	0	1	5	0	1	0	2
ON	0	27	1	67	0	95	4	8	0	6
MB	1	10	4	36	4	55	0	1	0	3
SK	2	4	43	5	3	57	0	2	0	3
AB	1	1	3	5	0	10	3	0	0	0
BC	0	0	0	0	0	0	0	0	0	0
YT	0	0	0	0	0	0	0	0	0	0
NT	0	0	0	0	0	0	0	0	0	0
NU	0	0	0	0	0	0	0	0	0	0
Canada	4	46	52	115	8	225	10	12	0	14

Abbreviations: Probable (Prob); Confirmed (Conf); Newfoundland & Labrador (NL), Prince Edward Island (PE), New Brunswick (NB), Nova Scotia (NS), Quebec (QC), Ontario (ON), Manitoba (MB), Saskatchewan (SK), Alberta (AB), British Columbia (BC), Yukon Territory (YT), Northwest Territories (NT), Nunavut (NU)

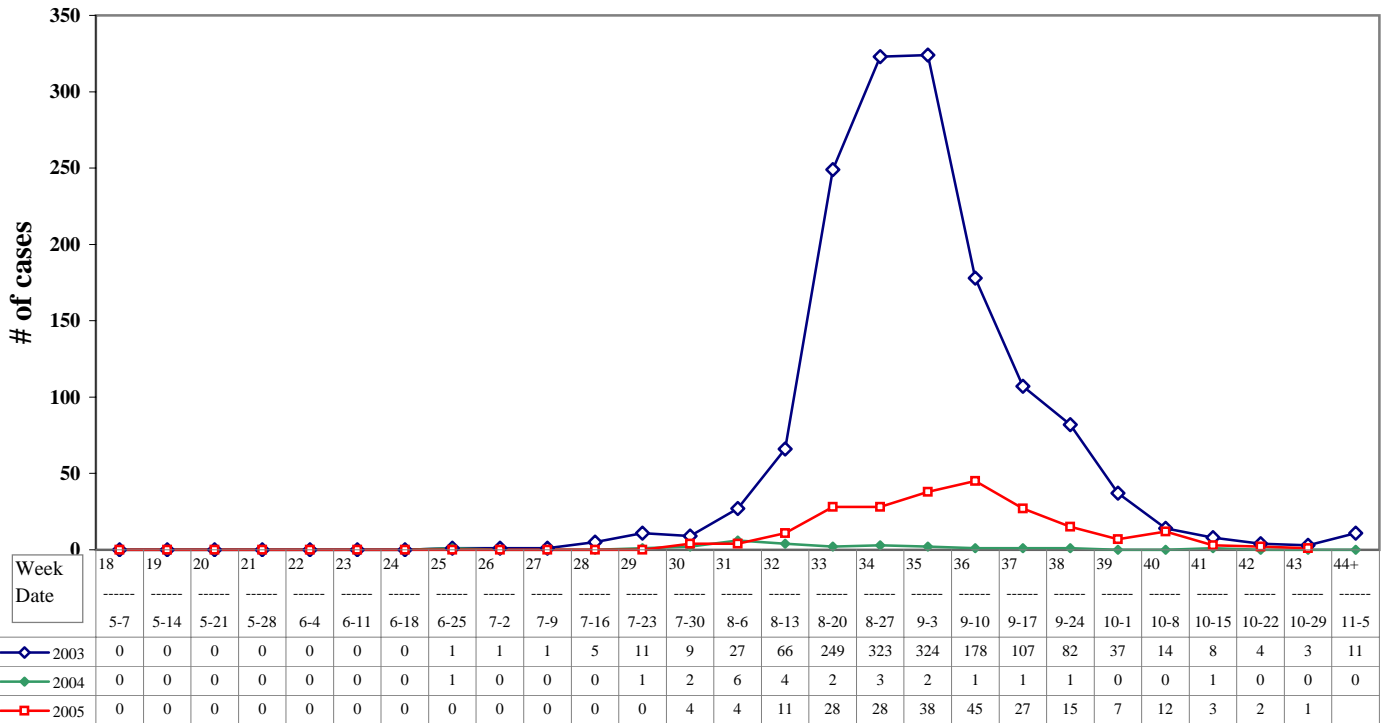
⁵ Requires additional testing before it can be considered a confirmed result

⁶ Total clinical cases is the sum of WNNS + WN Non-NS + Unclassified / Unspecified

⁷ Likely related to travel outside the province / territory

Details on human case definitions can be seen on the PHAC West Nile virus surveillance web site:
http://www.phac-aspc.gc.ca/wnv-vwn/hmncasedef_e.html

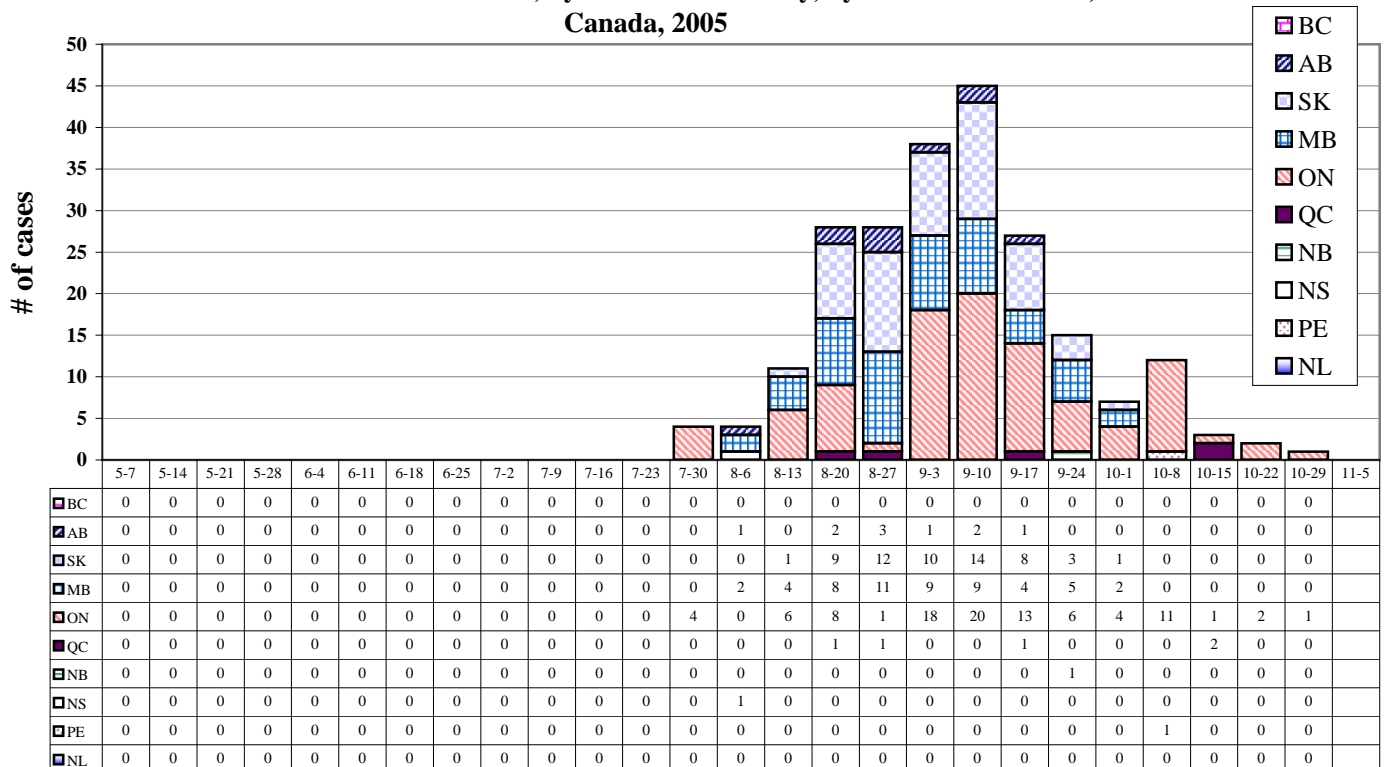
WNV Human Clinical Cases, Canada, 2003 to 2005



2005 Report Week and End-of-week Date

Note: 2003, 2004, and 2005 by available episode date ⁸

WNV Human Clinical Cases, by Province/Territory, by End-of-Week Date, Canada, 2005



⁸ Episode date could include one of the following: onset date, diagnosis date, lab sample date, reporting date