



Slovenia

October 2005

Sources include: Statistics Canada, IMF, EIU, Election World

General Information:

Title	Republic of Slovenia
Capital	Ljubljana
Total Area	20,273 km ²
Population	1,932,917
Currency	1 CAN\$ = 150.44 tolar (2003 average)
National Holiday	June 25
Language(s)	Slovenian, Serbo-Croatian

EU Status
Member 2004



Political Information:

Type of State Constitutional Republic

Type of Government

Parliamentary democracy. Bicameral Assembly (Skupščina Slovenije) with a 90-seat National Assembly (Državni Zbor) and a 40-seat National Council (Državni Svet-Upper House). Prime Minister (leader of the majority party or the majority coalition) proposed by the President and approved by the National Assembly. Administrative divisions: 182 municipalities and 11 urban municipalities. Governing Coalition - Social Democratic Party of Slovenia (SDS), New Slovenia (NSi), Slovenian People's Party (SLS), and Slovenian Pensioners Party (DeSUS)

Head of State

President Dr. Janez Drnovšek (LDS)

Head of Government

Prime Minister Janez Janša (SDS)

Ministers

Foreign Affairs: Dimitrij Rupel
Finance: Dr. Andrej Bajuk (NSi)
Economy: Andrej Vizjak (SDS)

Main Political Parties

Liberal Democracy of Slovenia (LDS), Social Democratic Party of Slovenia (SDS), United List of Social Democrats (ZLSD), Slovenian People's Party (SLS) [merged with Slovenian Christian Democrats (SKD)], New Slovenia (Nsi), Slovene Youth Party (SMS), Slovene National Party (SNS), Slovenian Pensioners Party (DeSUS).

National Assembly: LDS (35), SDS (29), ZLSD (10), SLS/SKD (7), NSi (9), SNS (6), DeSUS (4), other (2)

Elections

President elected by popular vote for a five-year; next election, 2007. National Assembly elected for a four-year term (88 elected by proportional representation and 2 elected by ethnic minorities); next election, October 2008. National Council members (18 represent local councillors and 22 represent commercial and non-commercial interests). Numerous associations and organisations participate in the elections to the National Council.





Slovenia

October 2005

Sources include: Statistics Canada, IMF, EIU, Election World

Economic Information: (for 2004)

Please note that economic statistics reflect Canadian dollars - yearly averages for 2004. 2005 figures will be available early 2006

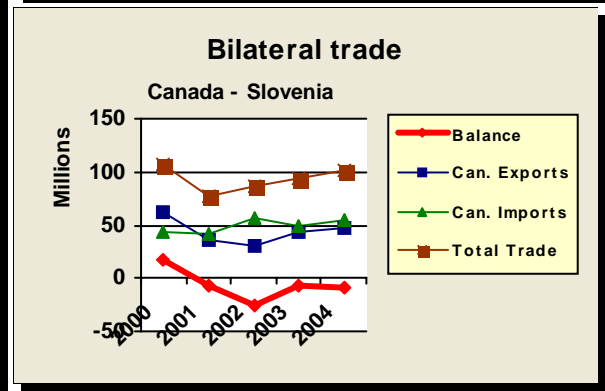
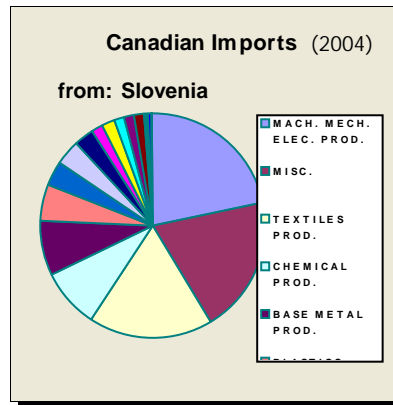
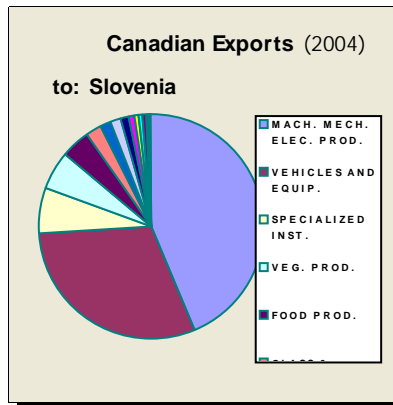
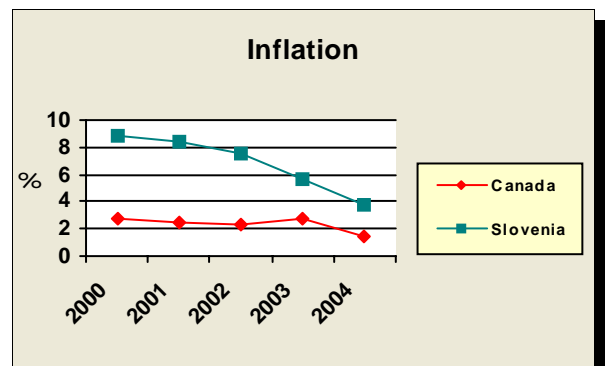
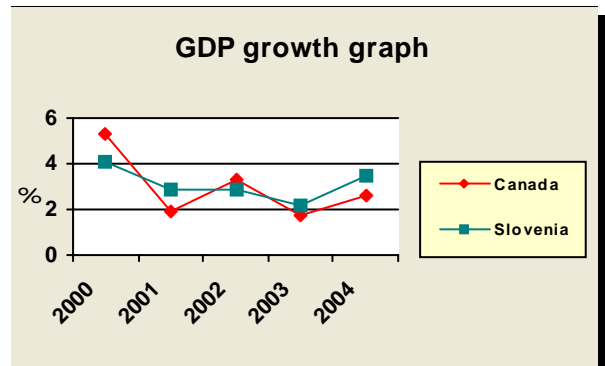
	Slovenia	Canada
GDP : (billion)	\$42.24	\$1,238
GDP per capita:	\$21,182	\$38,756
GDP Growth rate: (%)	3.5	2.6
Inflation: (%)	3.7	1.4
Country unemployment: (%)	n/a	7.4

Canadian exports to country
\$46,988,617

Canadian Imports from country
\$55,092,760

FDI in Canada: (million) n/a

CDI in this country: (million) n/a



Representation:

Foreign Representation in Canada

Ambassador Veronika Stabej

Foreign Consulates in Canada

Moncton, Toronto, Vancouver

Canadian Representation Abroad

Ambassador Robert Hage
Budapest (Hungary)

Canadian Consulates Abroad

Ljubljana

