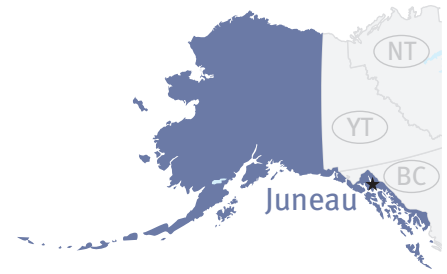


# ALASKA

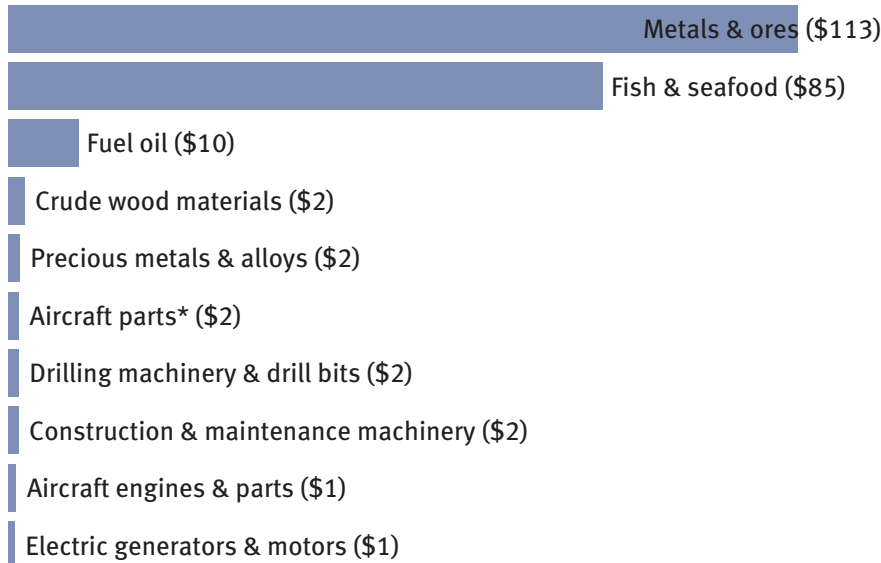
➤➤ 13,000 Alaska jobs supported by Canada–U.S. trade

- Total Canada–U.S. merchandise trade: \$411 billion
- Canada–U.S. trade supported 5.2 million U.S. jobs
- Bilateral Canada-Alaska trade in metals was valued at \$141 million
- Canada purchases more fish and seafood from Alaska than the next ten largest imports combined



## Alaska's Leading Exports to Canada

2004, in millions of U.S. dollars

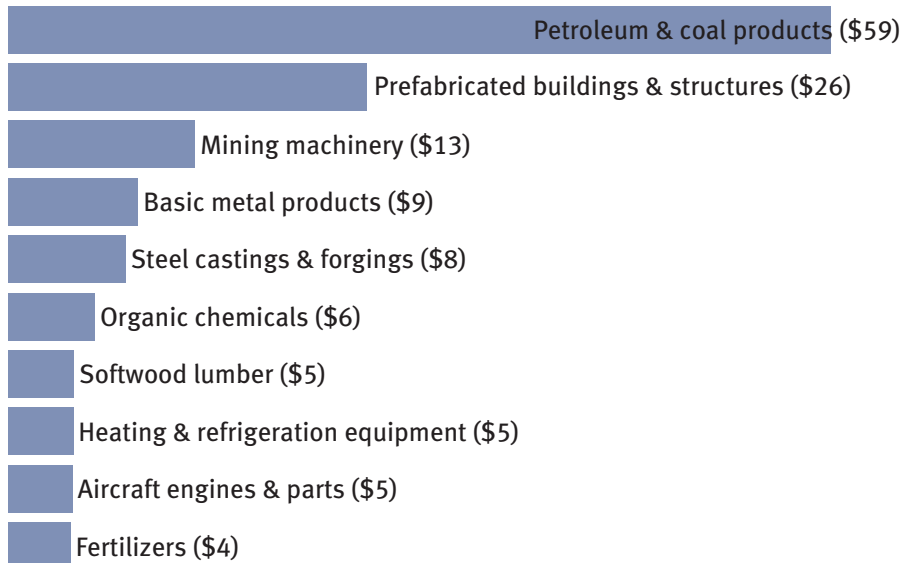


\*not including engines

**Total Alaska exports to Canada: \$242 million**

## Alaska's Leading Imports from Canada

2004, in millions of U.S. dollars



**Total Alaska imports from Canada: \$289 million**

### A top export destination...

Canada represents Alaska's third largest export market after Japan and South Korea and received 8% of the state's total foreign exports in 2004—an increase of \$14 million over 2003. Bilateral trade between Alaska and Canada grew by nearly 15% in 2004, reaching \$531 million.

### It's a gold mine...

Metals, Alaska's dominant export sector, generated \$116 million for the state, nearly half of its export revenue from Canada in 2004. Precious metals and alloys represented a lucrative natural resource and earned the state another \$2 million. In exchange, metals accounted for 9% of Alaskan imports from Canada, consisting of \$9 million in basic metal products and \$8 million in steel castings and forgings. Harvesting Alaska's rich bounty of natural resources was aided by the \$13 million in Canadian mining machinery.

### A wealth of nature...

The Frontier State's export trade is fueled by its wealth of natural resources, and the state's trade relationship with Canada is no exception. Alaskan fish and seafood was the second leading export good to Canada in 2004, amounting to over 35% of the total sales. After Japan and South Korea, Canada is the largest market for Alaskan seafood, supporting a keystone of the state's economy.

### Energizing trade...

The state imported \$59 million worth of petroleum and coal products—nearly 20% of its total purchases from Canada last year—making them the Frontier State's leading import. This represented an increase of \$18 million or 44% from 2003. Similarly, sales

of fuel oil to Canada generated revenue valued at \$10 million, and represented the state's second largest export commodity.

#### Protection from the Arctic winter...

Alaskan imports of prefabricated buildings and structures grossed \$26 million, making it the second largest single import from Canada. Prefabricated buildings and structures increased by 86% last year, reflecting the strong growth in Alaskan-Canadian trade last year.

#### Northern Splendor...

Canadians made 71,700 visits to the Frontier State, which brought Alaska \$43 million in revenue in 2004. In turn, Alaskans made 107,200 visits to their Arctic neighbors, generating \$46 million. Although this represented a decrease in total tourism revenue, the average visitor's spending increased over 50% in both Alaska and Canada from 2003.

June 2005



Alaska's Merchandise Exports to Canada <i>2004, in millions of U.S. dollars</i>		Alaska's Merchandise Imports from Canada <i>2004, in millions of U.S. dollars</i>	
Metals	\$116	Energy	\$59
Agriculture	\$86	Machinery	\$32
Energy	\$10	Transportation	\$30
Machinery	\$6	Forest Products	\$29
Transportation	\$5	Equipment	\$27
Equipment	\$3	Metals	\$25
Forest Products	\$3	Chemicals	\$17
Chemicals	\$1	Household Goods	\$10
Household Goods	\$1	Agriculture	\$9
Other	\$10	Other	\$52

### Canada-Alaska Success Stories

Teck Cominco Alaska Inc. owns and operates the world's largest lead-zinc mine, which produces more than 1 million tons of concentrates at its northwest Alaska facility. Red Dog, the state's largest mine, also became the first in the nation to have its environmental management systems certified in December 2004 under a stringent standard called ISO 14001. This involved an independent third-party auditor review of its environmental procedures and took two years to complete.

Canspec, a leader in Alaska's energy-support services sector, provides inspection and corrosion examination services on the North Slope, the largest producing oil field in North America. Canspec is taking a leading role in using automated ultrasonic inspection to quantify internal corrosion on pipelines, helping to keep the state's vital energy infrastructure safe and environmentally sound.

The historic White Pass & Yukon Route railway, built in 1898 during the Klondike Gold Rush, is a narrow gauge railroad running through some of Alaska and Canada's most beautiful scenery. Re-opened in 1988 for tourism, it has become Alaska's most popular shore excursion, carrying more than 300,000 passengers from May to September from Skagway, AK to Bennett, BC.

### Top Three Canadian Employers

- ★ Teck Cominco Limited (mining)
  - ★ Teck Cominco Alaska Inc.
- ★ North West Company Fund (retail)
  - ★ Alaska Commercial Company
- ★ Kinross Gold Corporation (mining)
  - ★ Fairbanks Gold Mining Inc.

State jobs supported by Canada-U.S. trade: 13,000

### Alaska Trade

Exports to Canada: \$242 million  
 Imports from Canada: \$289 million  
 Bilateral trade: \$531 million  
 Third largest export market: Canada

### Alaska Tourism

Visits by Canadians: 71,700  
 \$ spent: \$43 million  
 Visits to Canada: 107,200  
 \$ spent: \$46 million

#### For more information on Canada's trade with Alaska, please contact:

##### Consulate of Canada

310 K Street, Suite 220  
 Anchorage, AK 99501

Phone: (907) 264-6734 • Fax: (907) 264-6713  
[www.anchorage.gc.ca](http://www.anchorage.gc.ca)

##### Consulate General of Canada

412 Plaza 600, Sixth & Stewart Street  
 Seattle, WA 98101-1286

Phone: (206) 443-1777 • Fax: (206) 443-9662  
[www.seattle.gc.ca](http://www.seattle.gc.ca)

##### Canadian Embassy / Ambassade du Canada

501 Pennsylvania Avenue, NW • Washington, DC 20001  
[www.canadianembassy.org](http://www.canadianembassy.org)

Sources: Merchandise trade and tourism figures are from **Statistics Canada**, converted at the rate of US\$1.00=C\$1.3015. Job numbers are based on 2001 data from a 2003 study by **Trade Partnership Worldwide** commissioned by the Canadian Embassy. Canada's export ranking is from the **World Institute for Strategic Economic Research (WISER)**. All figures are in U.S. dollars. Figures may not add up due to rounding.