

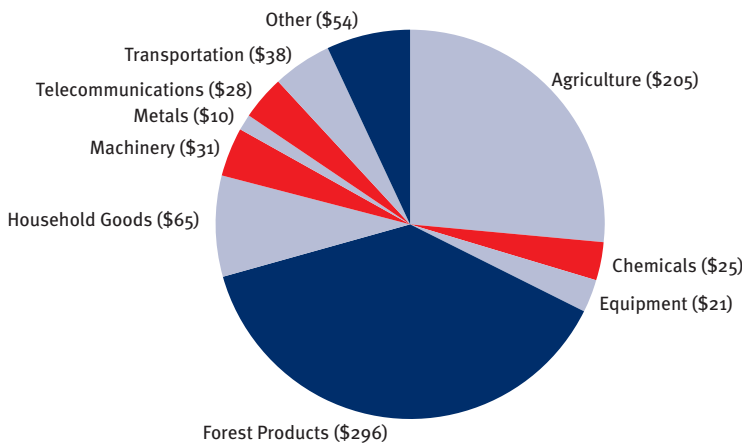


# MAINE

In 1989, the Canada-U.S. Free Trade Agreement went into effect, phasing out all tariffs and many non-tariff barriers to trade. Evidence of the benefits of free trade are clear as two-way trade in goods and services between Canada and the United States totaled \$440 billion in 2002, the largest bilateral exchange in the world. Furthering the benefits of free trade, the 1994 North American Free Trade Agreement (NAFTA) opened the Mexican market to Canada and the United States.

## Maine's Merchandise Exports to Canada

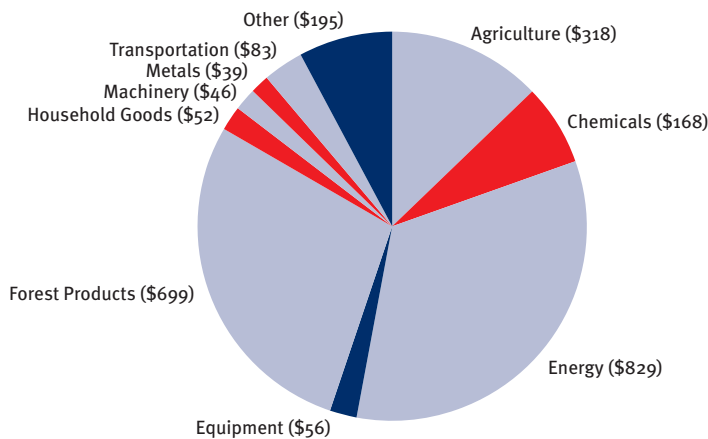
2002, in millions of U.S. dollars



Total Maine exports to Canada: \$773 million

## Maine's Merchandise Imports from Canada

2002, in millions of U.S. dollars



Total Maine imports from Canada: \$2.5 billion

**First place...** In 2002, Canada was Maine's number one foreign export destination, with trade equaling more than the state's next eight trading partners combined. Bilateral trade exceeded \$3.2 billion, a 3% increase from 2001.

**Forestry was pivotal to both economies...** The Pine Tree State's most valuable export sector was \$296 million worth of forest products — 38% of total exports. Products included \$207 million worth of crude wood materials, \$29 million in paper and paperboard, and \$28 million worth of lumber. Completing the exchange, Canada supplied \$699 million in forest products, including \$280 million in wood pulp, \$239 million worth of softwood lumber and \$98 million worth of newsprint, a 23% increase.

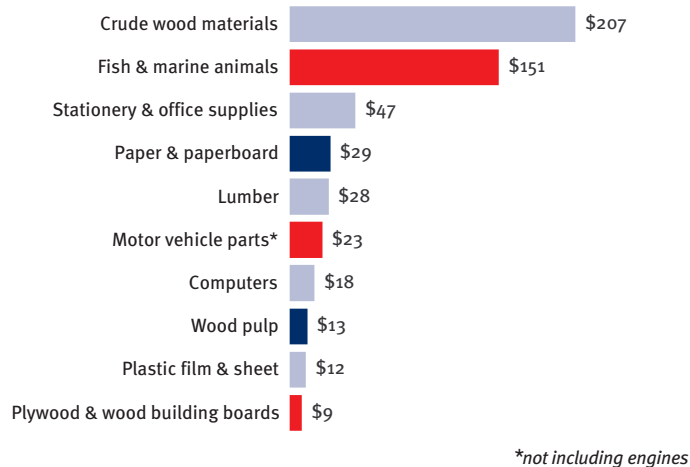
**Market fresh food...** Maine's second largest export sector — agriculture — totaled \$205 million. Fish and seafood ranked number one and accounted for \$151 million. Other exports included \$4 million worth of distilled alcoholic beverages and \$1 million worth of dairy produce, eggs and honey. Agricultural imports from Canada, worth \$318 million, ranked third in sales for Maine. This total included \$81 million in vegetables and \$14 million canned fish.

**Canada bought household goods.** The state provided Canada with \$65 million in household goods, its third largest export sector. Primary sales included \$47 million in stationery and office supplies — a 42% increase — and \$8 million in house furnishings.

**Powering up...** Canada supplied the Pine Tree State with \$829 million worth of energy in 2002, accounting for one-third of its total exports to the state. Sales included \$696 million in petroleum and coal products (a 2% increase) and \$133 million worth of electricity.

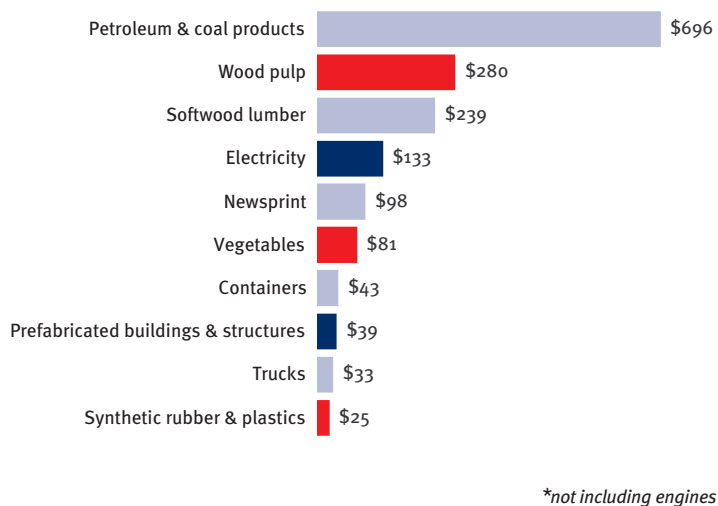
## Maine's Leading Exports to Canada

2002, in millions of U.S. dollars



## Maine's Leading Imports from Canada

2002, in millions of U.S. dollars



**Chemically related...** Canada sold the state \$168 million in chemical goods — a substantial increase of 31% from 2001. Synthetic rubber and plastics accounted for \$25 million. Also included were \$18 million worth of basic plastic shapes and forms and \$6 million in fertilizers.

**Travel and tourism...** Canadians visited Maine 591,000 times in 2002 and spent over \$87 million. Residents of Maine made over 325,000 visits to Canada and spent nearly \$83 million.

July 2003

## Trade, Security & the Border

In 1996, Canada and the United States implemented a comprehensive Shared Border Accord to deepen cooperation on border management issues. Since the September 11th attacks on the United States, Canada and the United States have accelerated those efforts to protect the security and enhance the prosperity of their citizens. The two governments continue to expand threat information sharing, upgrade their crisis response abilities and ensure that the Canada-U.S. border remains secure with an efficient flow of trade. The 30-point Smart Border Action Plan, enacted in December 2001, takes aggressive steps toward building a smart border for the 21st century — a border open for business but closed to terrorists.

Canada and the United States have established an Integrated Enforcement Border Team (BET) for the region covering Quebec, New Hampshire, Vermont and Maine.

## Top Canada-U.S. Land Border Crossings

Total imports from Canada, in billions of U.S. dollars

Windsor, Ontario	➤ Detroit, MI	\$66.6
Sarnia, Ontario	➤ Port Huron, MI	\$60.7
Fort Erie, Ontario	➤ Niagara Falls, NY	\$50.2
Lacolle, Quebec	➤ Champlain, NY	\$16.7
Lansdowne, Ontario	➤ Alexandria Bay, NY	\$11.0
Surrey, British Columbia	➤ Blaine, WA	\$9.9
Emerson, Manitoba	➤ Pembina, ND	\$7.7
St. Armand, Quebec	➤ Highgate Springs, VT	\$6.8
Coutts, Alberta	➤ Sweetgrass, MT	\$6.6
North Portal, Sask.	➤ Portal, ND	\$5.7

All figures are for 2002 and in US dollars. Merchandise trade and tourism figures are from Statistics Canada, converted at the rate of US\$1.00=C\$1.5704. Canada's export ranking is from the Massachusetts Institute for Social and Economic Research (MISER). Figures may not add up due to rounding.

**For more information on Canada's trade with Maine, please contact:**

### Consulate General of Canada

3 Copley Place, Suite 400  
Boston, MA 02116

Phone: (617) 262-3760 • Fax: (617) 262-3415  
[www.boston.gc.ca](http://www.boston.gc.ca)

### Canadian Embassy / Ambassade du Canada

501 Pennsylvania Avenue, NW • Washington, DC 20001  
[www.canadianembassy.org](http://www.canadianembassy.org)