










PUBLIC TRANSIT

BUS TYPES

	tipo de linha	Capacidade
	Circular Centro	30
	Convencional	80
	Convencional Articulado	160
	Alimentador	80
	Alimentador Articulado	160
	Interbairros Padron	110
	Interbairros Articulado	160
	Linha Direta	110
	Expresso Biarticulado	270



DOWNTOWN CIRCULAR LINE



TOURISM LINE



FEEDER LINE



SPECIAL EDUCATION LINE



CONVENTIONAL LINE


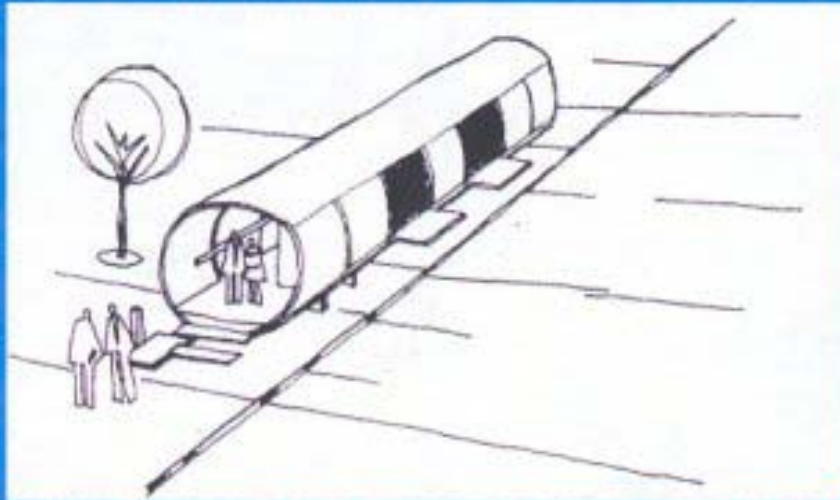


INTER-NEIGHBOURHOODS LINE




INTER-HOSPITALS LINE

DIRECT LINE "SPEEDY BUS"



"TUBE STATION"
Improving passenger comfort, boarding time
and accessibility

ACCESSIBILITY



HIGH CAPACITY BUSES
DEDICATED LANES
270 PASSENGERS

