



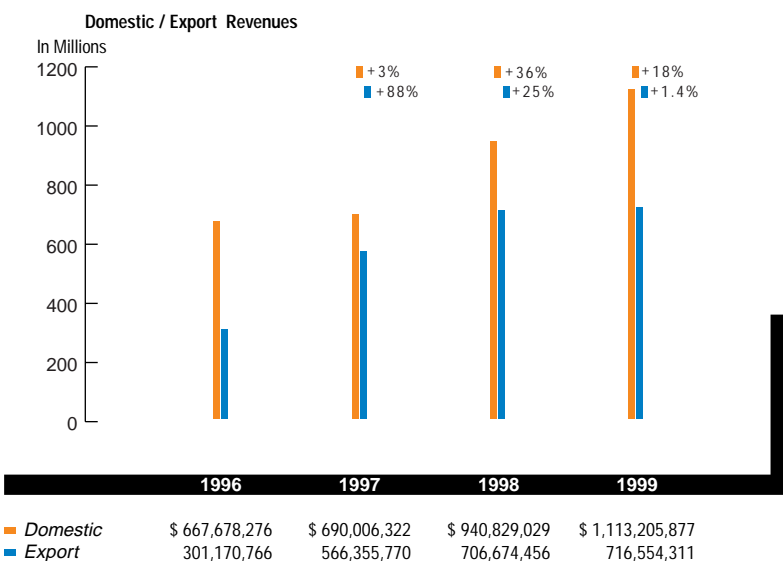
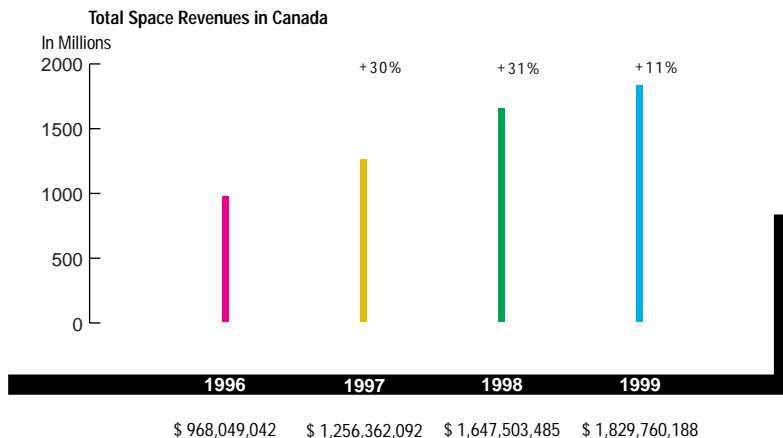

THE STATE OF THE CANADIAN SPACE SECTOR: 1998 AND 1999

EXTERNAL RELATIONS DIRECTORATE CANADIAN SPACE AGENCY

In 1998, total revenues in Canada's space sector rose 31% to \$1.65B, compared to \$1.26B in 1997. In 1999, revenues rose another 11% to \$1.83B. Over the past four years, total revenues in Canada's space sector have increased 89%—from \$969M in 1996 to \$1.83B in 1999.

From 1997 to 1998, domestic revenues experienced a marked increase of 36%, from \$690M to \$941M with export revenues also up by 25% to \$707M from \$566M. The rate of growth in both domestic and export revenues decelerated somewhat in 1999, with domestic results rising by 18% to \$1.12B and exports by 1% to \$717M. This slight waning should not overshadow the overall results between 1996 to 1999 over which time domestic revenues rose 67% and export revenues rose more than twice this rate, up an impressive 138%.

Of the four surveyed Categories, Applications and Services recorded the strongest revenue growth—up 88% from \$558M in 1997, to \$1.05B in 1998 and \$1.12B in 1999. The Space Segment, on the other hand, was down 37% in 1998 from \$466M in 1997 to \$295M, only to rebound back 65% to \$487 in 1999. Some growth was registered in the Ground Segment in 1998, up 2% to \$215M, although the sector declined by 12% in 1999 to \$190M.





In terms of Sectors of Activities, Telecommunications continued to dominate the field with revenues of \$1.19B or 72% of total revenues in 1998 and \$1.16B or 63% of total revenues in 1999. Robotics and Earth Observation were also on the rise in 1999, increasing respectively by 67% and 57%.

Regionally, strong gains were made in Quebec with a 44% increase in revenues, from \$467M in 1997, to \$672M in 1998, to \$673.5 in 1999. These results were strong enough to take over the lead from Ontario which generated revenues in the order of \$614M (+17%) in 1998 and \$611M (-0.5%) in 1999. Through 1998 and 1999, British Columbia prospered with revenue growth of 65% to \$229M in 1998 and up another 56% to \$357M in 1999. Revenues remained healthy in the Prairies, up 8% in 1998 to \$72M and another 17% in 1999 to \$85M. Strong gains were also recorded in Atlantic Canada, \$60M (+4%) in 1998 and \$103M (+72%) in 1999.



Despite claims of brain-drain in the high-tech industry, employment in the space sector continued to grow. The total workforce rose from 5,336 in 1997, to 5,930 in 1998 (+11%) and to 6,911 in 1999 (+17%). Between 1996 and 1999, the workforce increased by a solid 44%.

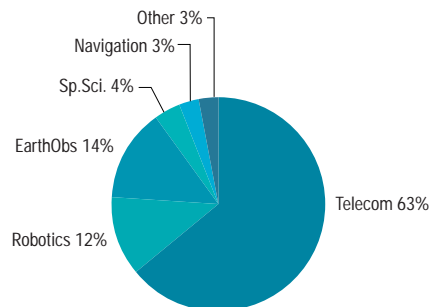
For more information

Information specific to Canadian space business and industry, including an electronic version of this report in its entirety, is found at the following address: www.space.gc.ca/business/. Inquiries on this report can be made by phone or sent in writing to:

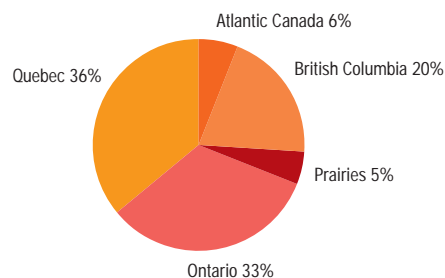
The Canadian Space Agency
External Relations Directorate
6767 route de l'Aéroport,
St-Hubert (Quebec) J3Y 8Y9
Téléphone: (450) 926-4361
Facsimile: (450) 926-4362
www.space.gc.ca

© Government of Canada, 2001
Aussi disponible en français

Activities as % of Total Revenues: 1999



Regional Revenues as a % of Total Revenues: 1999



Workforce

