

ADULT PASSPORT APPLICATION

for Canadians 16 years of age or over
(in Canada)

GENERAL INFORMATION AND INSTRUCTIONS

Aussi disponible en français

Entitlement to a Canadian Passport

- Issued to Canadian citizens only, Canadian passports reflect the identity of the applicant as determined by documentary evidence of citizenship and supplementary documentation.
- Persons 16 years of age or over must use this form (PPTC 044) to apply.
- Children under 16 years of age must have an individual passport (use form PPTC 046 "Child Passport Application").

Requirements



CHECKLIST

- All **THREE** pages of the application form completed and signed.
- TWO** identical passport photos taken within the last 12 months.
- Application form and one of the photos certified by my guarantor.
- Original proof of Canadian citizenship (no copies or notarized copies).
- Documents to support identity.
- Any Canadian passport or travel document issued to me within the last **FIVE** years.
- The fee.

Additional documents or information may be requested in support of the application.

Failure to provide all information will delay issuance of the passport.

Fee

\$87 - includes the passport fee (\$62) and consular service fee (\$25).

Note: These fees are subject to change.

By Mail or Courier

- Credit card -   
(complete section on application form)
- Certified cheque or money order (postal or bank) payable to the Receiver General for Canada

In Person

- Cash
- Debit (Interac)
- Credit card -   
- Certified cheque or money order (postal or bank) payable to the Receiver General for Canada

Administrative fees and any applicable interest will be applied to all dishonoured payments.

Applying in Person



At a Passport Canada office - Our goal is to have the passport ready in **10 working days**.

At a participating Canada Post office - Our goal is to have the passport ready in **15 working days**.

At a participating Service Canada Centre - Our goal is to have the passport ready in **20 working days**.

For a list of all of our points of service, visit our Web site at www.pptc.gc.ca

Applying by Mail



BY MAIL

Passport Canada
Foreign Affairs Canada
Gatineau Canada K1A 0G3



BY COURIER

Passport Canada
Le 70 Crémazie
70 Crémazie Street
Gatineau QC J8Y 3P2

Our goal is to have the passport in the mail **20 working days** after receiving your application.

Protection of Information



Personal information provided on your application form is protected and used in accordance with the provisions of the *Privacy Act* (Personal Information Bank No. FAI PPU 030). This information is collected under the *Canadian Passport Order* to determine your current and ongoing entitlement to a Canadian passport and to provide information to the Consular Affairs Bureau of Foreign Affairs Canada in the event that you require assistance while travelling abroad. The information provided, including the photograph, is subject to routine verifications and security queries. To further strengthen Canadian passport security, your photograph is stored on an alphanumeric template and incorporated into the passport as a digital image.

Passport Canada may contact you to solicit feedback about passport services.



Additional Information

General information is available 24 hours a day, 365 days a year. Specific information is available during regular office hours. Application forms are available in Braille, on diskette or in large print for persons with a visual impairment.

INFORMATION ON PASSPORTS AND FEES



Web site: www.pptc.gc.ca



Toll-free: 1 800 567-6868



TTY (For persons who are deaf or hard of hearing)
Toll-free: 1 866 255-7655

INFORMATION ON TRAVEL CONDITIONS AND REQUIREMENTS



Web site: www.voyage.gc.ca



Consular Affairs Bureau (*Foreign Affairs Canada*)
Toll-free: 1 800 267-6788
Ottawa-Gatineau and area: (613) 944-6788

Passport Canada Office Locations

DO NOT mail or use courier services to send your application form directly to a local Passport Canada office.



All offices are wheelchair accessible.

ALBERTA

Calgary
Suite 254
Harry Hays Building
220-4th Avenue South East
Calgary (South) (*English only*)
14331 Macleod Trail SW

Edmonton
Suite 126
Canada Place Building
9700 Jasper Avenue

BRITISH COLUMBIA

Richmond (*English only*)
Suite 135
8011 Saba Road
Surrey (*English only*)
Suite 900
13401-108th Avenue

Vancouver
Suite 200
Sinclair Centre
757 Hastings Street West

Victoria
5th Floor
Scotiabank Building
747 Fort Street

MANITOBA

Winnipeg
Suite 400
433 Main Street

NEW BRUNSWICK

Fredericton
Suite 430
Frederick Square
77 Westmorland Street

NEWFOUNDLAND AND

LABRADOR

St. John's (*English only*)
Suite 802
TD Place
140 Water Street

NOVA SCOTIA

Halifax
Suite 1508, 15th Floor
Maritime Centre
1505 Barrington Street

ONTARIO

Brampton (*English only*)
Suite 401
40 Gillingham Drive

Hamilton
Suite 330
Standard Life Building
120 King Street West

Kitchener
Suite 630
The Galleria
101 Frederick Street

London
Suite 201, 2nd Floor
400 York Street
Mississauga (*English only*)
Suite 116, 2nd Floor
Central Parkway Mall
377 Burnhamthorpe Road East

North York
Suite 380, 3rd Floor
Joseph Shepard Building
4900 Yonge Street

Ottawa
Level C, East Tower
C.D. Howe Building
240 Sparks Street
Scarborough (*English only*)
Suite 210

200 Town Centre Court

St. Catharines

Suite 600
Landmark Building
43 Church Street

Thunder Bay

2nd Floor
979 Alroy Drive

Toronto

 (*English only*)

Suite 300
74 Victoria Street

Whitby

Whitby Mall
1615 Dundas Street East

Windsor

Suite 503
CIBC Building
100 Ouellette Avenue

QUEBEC

Gatineau (Hull)
Commercial Level 2
Place du Centre
200 Promenade du Portage

Laval
Suite 500, 5th Floor
3 Place Laval

Montréal

West Tower, Suite 803
Complexe Guy-Favreau
200 René-Lévesque Boulevard W

Pointe-Claire

Fairview Pointe-Claire Shopping Centre
6815 Trans-Canada Highway

Québec

Suite 200, 2nd Floor
Place de la Cité, Tour Cominar
2640 Laurier Boulevard

Saguenay

Suite 408
Immeuble Saint-Michel
3885 Harvey Boulevard

Saint-Laurent

Suite 112
3300 Côte Vertu Boulevard

SASKATCHEWAN

Regina

Suite 500
1870 Albert Street

Saskatoon

Suite 405
Federal Building
101-22nd Street East

INSTRUCTIONS

1

Personal Information

NAME TO APPEAR IN PASSPORT

Write the name you want to appear in the passport. If this name is different from the name on your documentary evidence of citizenship, the original of the documentation listed below may be required:

- Marriage certificate
- Legal change of name (original document from issuing authority).

Additional documentation will be required to verify your identity as well as the name to appear in the passport (*see instruction No. 5 "Documents to Support Identity"*).

SURNAME AT BIRTH/FORMER SURNAME

Complete only if different from the surname to appear in the passport (for Passport Canada information only; will not appear in the passport).

ADDING A SPOUSAL SURNAME TO A VALID PASSPORT

Your spouse's surname may be added to a valid passport provided the passport was issued in your surname at birth and the marriage occurred after the issuance of the passport. A marriage certificate or additional documentation will be required.

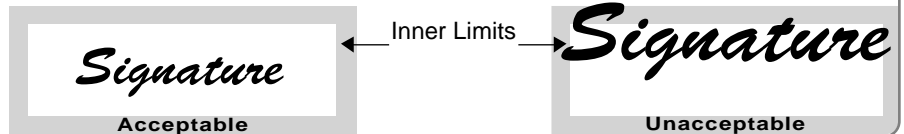
The fee for this service is \$12.

PLACE OF BIRTH

Your place of birth must be provided on the application form. If you do not wish the place of birth to appear in the passport, submit a written request. Be sure to contact the consulate or embassy of every country you plan to visit to ensure that you will be admitted if the passport does not include your place of birth.

SIGNATURE

You **MUST** sign your usual signature on all **THREE** pages. Your signature **MUST NOT** exceed the inner limits of the signature box.



2

Declaration of Guarantor

A guarantor is a person who confirms your identity. Your guarantor must perform **free of charge** the following **THREE** tasks:

1. Certify the information on your application form by completing and signing the "Declaration of Guarantor" section;
2. Write on the back of **ONE** of your photos, "I certify this to be a true likeness of (*your name*)" and sign;
3. If applicable, sign and date a photocopy of your supplementary documentation (*see instruction No. 5 "Documents to Support Identity"*).

Your guarantor must:

- be a Canadian citizen residing in Canada and must be accessible to Passport Canada for verification;
- have known you personally for at least **TWO** years and well enough to be confident that the statements you have made in your application form are true;
- sign the "Declaration of Guarantor" section on your application form;
- sign the statement on the back of **ONE** of your photos; and
- be included in **ONE** of the following groups:
 - dentist, medical doctor or chiropractor
 - notary public
 - professional engineer (P. Eng., Eng. in Quebec)
 - judge, magistrate, police officer (municipal, provincial or RCMP)
 - optometrist
 - senior administrator in a community college (includes CEGEPs)
 - lawyer (member of a provincial bar association), notary in Quebec
 - pharmacist
 - senior administrator or teacher in a university
 - mayor
 - postmaster
 - veterinarian.
 - minister of religion authorized under provincial law to perform marriages
 - principal of primary or secondary school
 - professional accountant (member of APA, CA, CGA, CMA, PA or RPA)

The list above is not a recognition or endorsement by Passport Canada of professional status or superior qualifications.

If you have **not known** an eligible guarantor for at least **TWO** years, complete a "Declaration in Lieu of Guarantor" form PPT 132, available from any Passport Canada office. This form must be completed at your expense before a person authorized by law to administer an oath or solemn affirmation. **This may delay the processing time of the passport.**

3

Previous Canadian Passport

- Enclose any Canadian passport or travel document issued to you within the last **FIVE** years.
- A person's name may appear in only **ONE** valid Canadian passport, Certificate of Identity or Travel Document.
- Passports are valid for a maximum of **FIVE** years from the date of issue. If, under exceptional circumstances, a limited validity passport was issued to you within the last **FIVE** years, it may be extended. The fee for this service is \$12.
- If the valid passport has been lost, stolen, damaged, destroyed or is inaccessible, complete "Statutory Declaration" form PPT 203, available from any Passport Canada office.

Provide **ONE** of the documents listed in section 4 of the application form (copies or notarized copies are not accepted). It will be returned to you with the passport. Additional information may be requested to confirm your citizenship.

If you are a woman who, before 1947, married a man who was not a British subject, contact Passport Canada.

CERTIFICATE OF BIRTH IN CANADA

You may obtain a birth certificate from the Vital Statistics authorities of your province or territory of birth.

If you were born in Quebec

Only birth certificates issued on or after January 1, 1994, by *Le Directeur de l'état civil* in the province of Quebec are accepted.

CERTIFICATE OF CANADIAN CITIZENSHIP

Large commemorative documents of citizenship issued after February 14, 1977, are **not** accepted. If you require a Certificate of Canadian Citizenship, contact the office of the Registrar of Canadian Citizenship:

Toll-free: 1 888 242-2100
 TTY (for persons who are deaf or hard of hearing): 1 888 576-8502 (from 7:00 to 17:00)
 Web site: www.cic.gc.ca

At least **ONE** document to support your identity and the name to appear in the passport must be submitted with your application form. Further documentation may be required.

Supplementary documentation must be issued by a federal, provincial or municipal authority and include the bearer's name and signature. For example:

- Provincial driver's licence
- Provincial health care card
- Other provincial identification card
- Certificate of Indian Status
- Firearms Licence - Possession • Acquisition
- Old Age Security card
- Other federal identification card
- Federal, provincial or municipal employee identification card.

You may submit original documents. They will be returned to you. If you are submitting photocopies, your guarantor must sign and date the photocopies to indicate the originals have been seen.

If you are submitting photocopies but are using form PPT 132, "Statutory Declaration in Lieu of Guarantor", the same official who signs the "Declaration" must also sign and date the photocopies of your identification to indicate the originals have been seen.

If you have no documents to support your identity, call Passport Canada.

Photo Specifications

IMAGE INFORMATION

- Eyes must be open and clearly visible. Glasses, including tinted ones with prescription, may be worn as long as the eyes are clearly visible. Sunglasses are unacceptable.
- Facial expression must be neutral (not frowning or smiling) with the mouth closed.
- Photos must show a full front view of the face with both edges of the face showing clearly. The face and shoulders must be centred in the photo and squared to the camera.
- Photos must reflect/represent natural skin tones.
- The length from chin to crown of head (natural top of head) must be 31 mm to 36 mm.
- The image must be clear, sharp and in focus.
- Photos must be taken with uniform lighting and not show shadows or flash reflection on the face and head. Photos with shadows on the face or background are unacceptable.
- Photos must be taken against a plain, uniform, white or light-coloured background.
- Hats or head coverings are not permitted except when worn for religious reasons and only if the full facial features are clearly visible.
- Black and white or colour photos are acceptable.
- Photos must be originals, not taken from any existing photo, and must have been taken within the last 12 months.

QUANTITY AND FORMAT

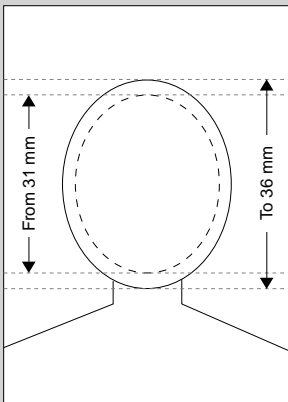
- Two identical unaltered photos produced from the same film or from the same electronic file capturing the digital image.

SIZE AND PAPER

- The maximum photo size must be 50 mm wide x 70 mm long.
- Heavy weight paper is unacceptable.
- Photos must be printed on high quality photographic paper.

PHOTOGRAPHER AND GUARANTOR

- Photos must be taken by a commercial photographer.
- The name of the photographer or studio, the address and the date the photo was taken (not the date the photo was printed) must be provided directly on the back of one photo (see illustration).
- One photo must be signed by a guarantor as a true likeness of the applicant.

Front	Back - Photographer's Information and Sample of Guarantor's Declaration
 <p>From 31 mm</p> <p>To 36 mm</p>	<p>Photo Co. Ltd. 110 Any Street Any Town, COUNTRY</p> <p>Photo taken _____ Date _____</p> <p><i>I certify this to be a true likeness of</i> (applicant's name)</p> <p>_____ Guarantor's Signature</p>
(Not Actual Size)	

ADULT PASSPORT APPLICATION

for Canadians 16 years of age or over (in Canada)



You may obtain a passport application form
on-line at www.pptc.gc.ca

Helpful Tips for Completing Your Passport Application

For quick and easy processing of your passport application, pay special attention to the following 14 areas:

- 1. To use your married name**
If you want the passport in your married name, you must complete the requested information about your marriage.
See the application form; section 1; line 4.
- 2. Complete and sign all three pages**
You must sign with your usual signature in the three signature blocks provided (one signature per page).
- 3. Sign in the white box**
Your signature must not touch the blue border.
- 4. Choose an eligible guarantor**
Your guarantor must be from an approved occupational group as listed in General Information; instruction #2. Retired guarantors are not eligible unless still registered in their professional association listing of active members.
- 5. Complete your application before your guarantor signs it. The guarantor must sign the declaration on the form and must sign one of the photos.**
The guarantor must confirm all the information on the form. Make sure your guarantor signs the declaration on the form and writes your name on the back of one of the photos and signs it. If submitting through the mail, ensure your guarantor has signed the copies of your supporting identification.
- 6. Submit any valid passport**
If your passport is still valid when you apply, you must submit it. Any travel document issued in the last five years must be submitted. If your passport has expired, you do not need to submit it.
- 7. Proof of citizenship (original document)**
Your original birth certificate or citizenship certificate/card (*not a copy*) must be submitted. Commemorative certificates are not acceptable.
- 8. Complete citizenship information**
All applicants must complete the question:
"Did you acquire citizenship of another country...?"
See the application form; section 4; last block.
- 9. Provide supporting identification (ID)**
Provide a government-issued ID with your name and signature. If you are submitting a copy (*both sides*), it must be certified by your guarantor.
- 10. Photos**
The finished photos must have a white or light-coloured background, free of shadows on the face and background. You must have a neutral expression.
- 11. Fees**
Submit the correct fee. Use a certified cheque, money order or fill out your credit card information. If applying in person, cash or debit (Interac) is also accepted.
- 12. Additional personal information**
Indicate your mother's surname when she was born (mother's maiden name).
- 13. See the application form, last page, first block.**
- References**
Your guarantor should not be used as a reference. Relatives should not be used as references. A friend or co-worker is best.
- 14. Children's application**
If applying for a child under 16 years of age, you must use the child passport application form and ensure that all legal documents regarding custody are submitted.




ADULT PASSPORT APPLICATION

for Canadians 16 years of age or over (in Canada)

Print in block letters using
black or dark blue ink.

WARNING to all applicants and guarantors - Any false statement, misrepresentation or concealment of any material fact on this form or any document presented in support of this application may lead to refusal or revocation of a passport and be grounds for criminal prosecution.

1 Personal Information					
Surname					 Date of Travel <input type="checkbox"/> Month <input type="checkbox"/> Day <input type="checkbox"/> Unknown
Given Name(s) <i>(See instruction No. 1)</i>					
Surname at Birth <i>(See instruction No. 1)</i>			Former Surname <i>(See instruction No. 1)</i>		
If passport requested in spousal surname, enter			Year of Marriage	Surname of Spouse <i>(See instruction No. 1)</i>	
Date of Birth Year Month Day		Place of Birth City Province/Territory <i>(If applicable)</i> Country			
Sex <input type="checkbox"/> Female <input type="checkbox"/> Male	Marital Status	Eye Colour	Hair Colour	Height	Weight
Permanent Address Number Street Apartment City Province/Territory Postal Code					
Mailing Address <i>(If different from above)</i> Number Street Apartment City Province/Territory Postal Code					
Home Telephone Number ()		Business Telephone Number/Extension ()		Fax Number or E-Mail Address <i>(Optional)</i> ()	
DECLARATION - I solemnly declare that I am a Canadian citizen, that the photos enclosed are a true likeness of me and that all of the statements made in this application are true.			Void if signature touches border		
Date Year Month Day		Signed at City Province/Territory		Signature <i>(See instruction No. 1)</i>	

COMPLETE NEXT PAGE

Page 1 of 3

2 Declaration of Guarantor					
Surname			Given Name		
Occupation <i>(See instruction No. 2)</i>			Name of Firm/Organization		
Business Telephone Number/Extension ()		Home Telephone Number ()		Fax Number <i>(Optional)</i> ()	
Business Address Number Street City Province/Territory Postal Code					
DECLARATION - I solemnly declare that I am a Canadian citizen and, to the best of my knowledge and belief, all of the statements made in this application are true. I have known the applicant personally for at least TWO years and have certified, on the back of one photo, that the image is a true likeness of the applicant. If applicable, I have also certified on the photocopy of the supplementary documentation that, to the best of my knowledge, the photocopy is a true likeness of the original.			Knowledge of applicant Number of years	Void if signature touches border	
Date Year Month Day		Signed at City Province/Territory		Signature of Guarantor <i>(See instruction No. 1)</i>	



3

Previous Canadian Passport

- Enclose any Canadian passport or travel document issued to you within the last **FIVE** years.
- Would you like the passport to be returned to you? Yes No
- If the passport has been lost, stolen, damaged, destroyed or is inaccessible, you must include with this application form a completed "Statutory Declaration" form PPT 203, available from any Passport Canada office. The maximum validity of a passport is **FIVE** years.

4

Proof of Canadian Citizenship

If you were born **in Canada**, provide **ONE** of the two documents listed below (**No copies**):

<input type="radio"/> Birth Certificate in Canada (See instruction No. 4)	Registration Number	Date of Issue
<input type="radio"/> Certificate of Canadian Citizenship (See instruction No. 4)	Certificate Number	Date of Issue

If you were born **outside of Canada**, provide **ONE** of the four documents listed below (**No copies**):

<input type="radio"/> Certificate of Canadian Citizenship (See instruction No. 4)	Certificate Number	Date of Issue
<input type="radio"/> Certificate of Naturalization	Certificate Number	Date of Issue
<input type="radio"/> Certificate of Retention of Canadian Citizenship	Certificate Number	Date of Issue
<input type="radio"/> Certificate of Registration of Birth Abroad (Issued by the Registrar of Canadian Citizenship)	Certificate Number	Date of Issue

Did you acquire citizenship of another country before FEBRUARY 15, 1977?

<input type="radio"/> No			
<input type="radio"/> Yes (Specify)	<input type="radio"/> By birth <input type="radio"/> By naturalization	Country	Effective Date Year Month Day

After becoming a Canadian citizen, did you reside outside of Canada for 10 consecutive years or more before July 1967?

<input type="radio"/> No			
<input type="radio"/> Yes (Specify)	From	To	
	Year Month Day	Year Month Day	

COMPLETE NEXT PAGE

5

Documents to Support Identity

Provide the following information. Include signed copies or original documents (See instruction No. 5).

Type of Document	Document Number	Date of Issue Year Month Day	Name of bearer as it appears on the document
Type of Document	Document Number	Date of Issue Year Month Day	Name of bearer as it appears on the document

Page 2 of 3

Declaration of Applicant

DECLARATION - I solemnly declare that the statements made in this application are true.

Signature of Applicant	Date Year Month Day	Signed at City	Province/Territory
------------------------	------------------------------	-------------------	--------------------

Credit Card Information

COMPLETE ONLY if you are not appearing in person and you wish to pay by credit card.

<input type="checkbox"/>	Name Appearing On Card	Date of Expiry Month Year	FOR OFFICIAL USE ONLY Authorization Number <div style="border: 1px solid black; width: 100px; height: 50px; margin: 0 auto;"></div>	
<input type="checkbox"/>				Card Number
<input type="checkbox"/>				
AUTHORIZATION - I authorize Passport Canada to charge \$ <input type="text"/> to my credit card.	Signature of Cardholder	Date Year Month Day		

Additional Personal Information

Addresses in the last **TWO** years (If different from current address. If insufficient space, attach a separate sheet.)

1. _____	From Year Month	To Year Month
2. _____ <small>Number Street Apartment City Province/Territory Country</small>	From Year Month	To Year Month

Occupation (If insufficient space, attach a separate sheet.)

In the last **TWO** years, my employers were and/or I was attending educational institutions as follows:

Employer/School	Address	Business Telephone No.	Nature of Employment/Studies	Dates	
				From	To

Mother's Maiden Name

(Provide your mother's surname at the time of her birth.)

References

Provide the following information with respect to **TWO** persons who are not relatives and have known you for at least **TWO** years. They will be contacted to confirm your identity.

1. Surname		Given Name			
Relationship	Address <small>Number Street Apartment City Province/Territory Country</small>				
Home Telephone No. ()	Business Telephone No./Extension ()	Fax No. or E-Mail Address (Optional)		Has known me for <small>State number of years</small>	
2. Surname		Given Name			
Relationship	Address <small>Number Street Apartment City Province/Territory Country</small>				
Home Telephone No. ()	Business Telephone No./Extension ()	Fax No. or E-Mail Address (Optional)		Has known me for <small>State number of years</small>	

ENSURE ALL THREE PAGES ARE COMPLETE

Emergency Contact



We recommend that you provide the name of someone who would **not** normally travel with you. This information is helpful if you have an accident or become ill while travelling outside of Canada.

Surname		Given Name			
Relationship to Applicant		Home Telephone Number ()	Business Telephone No./Extension ()		
Address <small>Number Street Apartment City Province/Territory Postal Code</small>					

Page 3 of 3

Declaration of Applicant

DECLARATION - I solemnly declare that the statements made in this application are true.

Signature of Applicant	Date Year Month Day	Signed at <small>City Province/Territory</small>
------------------------	----------------------------------	--