





# Effective Control of Pigeons



May 2005

**T**he pigeon is a common sight in urban areas ranging from small rural hamlets to large metropolitan cities. Historically, pigeons are descendants of the rock dove and were brought into the country by early immigrants.

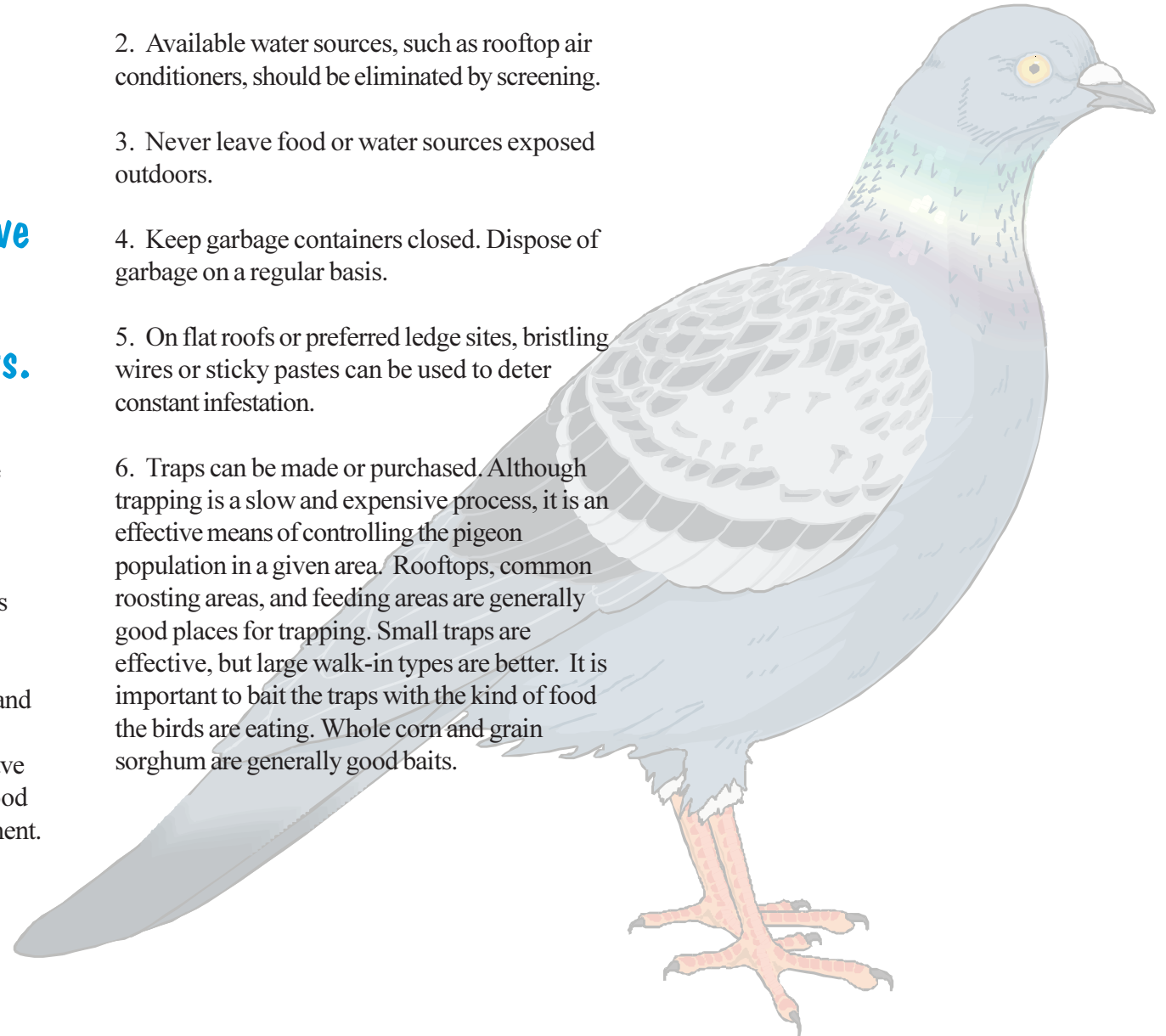
The largest problem that pigeons cause is the tremendous amount of feces they produce. Accumulation of the feces may pose a health hazard to the general public. The fecal composition is acidic and occasionally erodes metal and stonework.

In many cases, pigeons present problems in and around the home. Permanent control of the pigeon is not possible because these birds have adapted to stress and the many sources of food made available to them in the urban environment. The most effective control available is the alteration of their environment.

## Physical Control

1. The removal of roosting niches and the sealing of any crevices, large openings, and entrances in high areas aids in effective control.
2. Available water sources, such as rooftop air conditioners, should be eliminated by screening.
3. Never leave food or water sources exposed outdoors.
4. Keep garbage containers closed. Dispose of garbage on a regular basis.
5. On flat roofs or preferred ledge sites, bristling wires or sticky pastes can be used to deter constant infestation.
6. Traps can be made or purchased. Although trapping is a slow and expensive process, it is an effective means of controlling the pigeon population in a given area. Rooftops, common roosting areas, and feeding areas are generally good places for trapping. Small traps are effective, but large walk-in types are better. It is important to bait the traps with the kind of food the birds are eating. Whole corn and grain sorghum are generally good baits.

7. Bird scaring devices can also be purchased to frighten birds from a given area. Loud noises, flashing lights, windmills, and recordings of bird distress calls can be effective means of control. However, pigeons will adapt to this type of control method.




## Home and Garden Applications

Bird repellents containing polymerized butenes such as HOT FOOT<sup>®</sup>, RO-PEL<sup>®</sup>, and SHOO<sup>®</sup> are effective in controlling the pigeons around the home and garden. These products are formulated as soft, sticky substances which are applied to windows, sills, eaves, roofs, and ornamental plants to discourage birds from roosting. Most bird repellents can be purchased at local hardware stores or reputable garden centres.

## Commercial Applications

Bird repellents, bird chemosterilants, and bird toxicants are available for use around areas such as: commercial facilities, farm buildings, grain elevators, and nurseries. These products are generally sold for commercial or restricted use by qualified professionals.



### Remember

#### *Before Purchasing a Pesticide Product*

- Identify the pest correctly.
- Use physical control methods and alternatives to pesticides.
- Read the label directions and safety precautions before buying the product. The label must include the name of the pest to be controlled and the treatment location (e.g., indoor, outdoor, garden uses, pet treatment).
- Purchase only the quantity of product needed for the treatment.
- Alternatively, you may choose to hire a licensed pest control operator.

#### *When Using a Pesticide*

- Carefully read all label instructions and precautions before using pesticides.
- Do not drink, eat or smoke while applying pesticides.
- Persons and pets should vacate the area during treatment. Cover or remove aquaria.
- If kitchen area is to be treated, cover or remove food, dishes and utensils.

#### *After Handling a Pesticide*

- Always wash your hands thoroughly after handling any pesticide product.
- Do not permit persons or pets to contact treated surfaces until residue has dried completely.
- Provide adequate ventilation of treated areas after use.
- Wipe clean all surfaces that come in direct contact with food, such as counters, tables and stovetops, including indoor and outdoor surfaces.
- Always store pesticides out of reach of children and pets and away from food and beverages.

#### *In Case of Accidental Poisoning*

- Call a poison control centre immediately and seek medical attention.
- Take the pesticide container or label with you to the emergency facility or physician.
- Follow first aid statements on the label.
- In case of accidental poisoning of pets seek veterinary attention immediately.



#### *When Disposing of Pesticides*

Do not reuse empty pesticide containers. Wrap and dispose of in household garbage.

Unused or partially used pesticide products should be disposed of at provincially or municipally designated household hazardous waste disposal sites.

#### *Use Common Sense*

- These are general recommendations.
- Consult the label for specific instructions.
- When in doubt, contact a professional.

**Pest Management Regulatory Agency**  
2720 Riverside Drive  
Ottawa ON K1A 0K9

**Pest Management Information Service**  
Telephone: 1-800-267-6315  
From outside Canada: (613) 736-3799\*  
\*Long distance charges apply.  
Fax: (613) 736-3798  
Internet: [www.pmra-arla.gc.ca](http://www.pmra-arla.gc.ca)