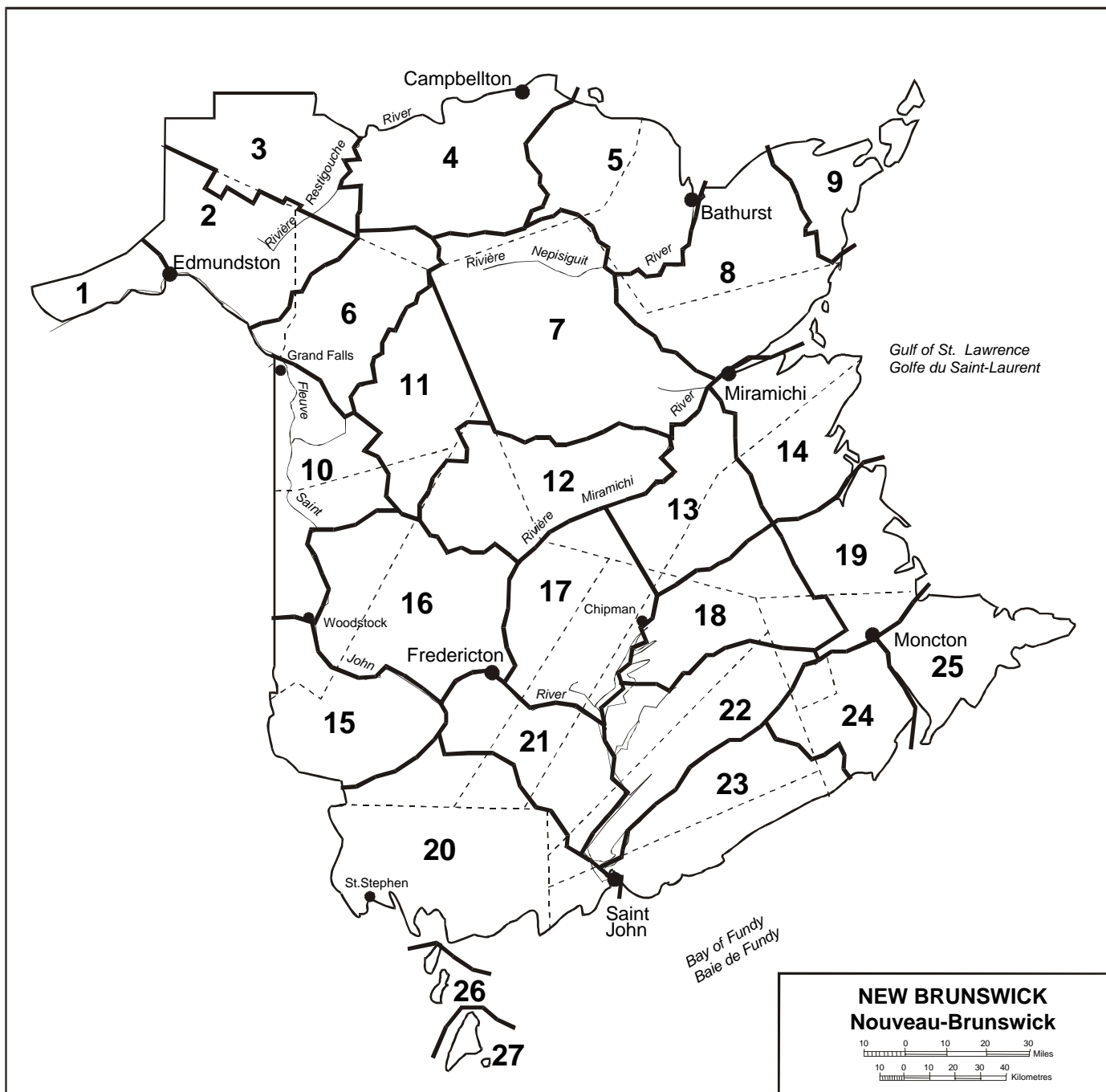


# **NEW BRUNSWICK FURBEARER HARVEST REPORT 2005-2006**



**Dept. of Natural Resources  
Fish and Wildlife Branch  
P.O. Box 6000  
Fredericton N.B. E3B 5H1**

# Wildlife Management Zones Zones d'aménagement de la faune



## **2005-2006 New Brunswick Fur Harvest Summary**

In 2005-2006, the number of fur harvesting licences sold decreased to a total of 1,067 (including 75 minor fur harvester's licences) compared to 1,155 in 2004-2005. Fur harvester licence sales are mostly affected by operating costs such as fuel and pelt prices.

The 2005-2006 total fur-harvest value was up this past season by 54% from \$728,223 to \$1,122,543. This change is a result of an increased number of pelts being exported from New Brunswick and increased pelt prices for some species, such as muskrat, marten and beaver.

According to 2005-2006 wild fur sales, bobcats and otters are again the most valuable furbearers in New Brunswick, with bobcat pelts averaging \$135.74 and otter pelts averaging \$134.48. Markets were also strong for marten, fisher, muskrat and beaver.

The marten harvest in 2005-2006 increased 76% from 2004-2005. Many biologists in the Northeast feel that the increase and decrease from year to year in the marten harvest is mostly related to the abundance of food influencing the vulnerability of marten. For example, the more marten food that is available (i.e. small mammals, mast crops, etc.) the less interested marten are in baited sets, as they are not as hungry because of the abundant food. Many of the mast crops and small mammal cycles tend to peak every other year.

The 2005-2006 raccoon harvest decreased 51% from the 2004-2005 fur harvesting season, probably a result of low pelt prices.

Biological data collected from marten and otter carcasses indicate that harvest levels were appropriate for the population size and no management changes are currently planned.

### **2006-2007 Update:**

#### **Agreement on International Humane Trapping Standards**

On December 15, 1997 Canada and the European Union (EU) signed an Agreement on International Humane Trapping Standards. The agreement has two components that will affect the trappers of New Brunswick. The conventional steel-jawed leghold trap is now prohibited for bobcat and coyote. This prohibition does not apply to padded, offset and laminated jawed traps. By June 2007, all other traps (killing and restraining), excluding snares and drowning sets, will have to be tested and those meeting the standard will be certified. Only those traps that are certified will be allowed for use in New Brunswick.

Given that 2007 is rapidly approaching the Fur Harvesting Regulation (84-124) under the Fish and Wildlife Act will be amended next spring to restrict the use of particular traps for certain furbearers. In addition, there will be many more regulatory changes to fur harvesting in 2007.

In an effort to help New Brunswick fur harvesters better understand the upcoming regulatory changes for the 2007-2008 fur harvesting season, there will be information sessions offered in designated areas of the province during the spring of 2007. Fur harvesters will be contacted by mail during the winter of 2007 regarding the upcoming information sessions.

For more information about the Agreement or traps meeting the standard/certification process, please contact the Fish and Wildlife Branch or the New Brunswick Trappers and Fur Harvester's Federation.

#### **Regulation Changes for 2006 - 2007**

The marten, fisher, skunk and squirrel seasons have been changed to begin on the last Saturday in November. This will be one week later than previous seasons. Please refer to the "Hunt & Trap 2006" summary of hunting and trapping regulations for season opening and closing dates or contact your local Natural Resources Office.

Furthermore, mink traps set on the ground must be within three meters (10 feet) of the water's edge. Mink traps may continue to be set as a water-base or drowning set.

## Licences Sold, Furbearer Harvest and Total Value\* of Harvest New Brunswick, 1976 - 2006

YEAR	LICENCES SOLD	TOTAL NO. OF PELTS	TOTAL VALUE* TO FURHARVESTERS
76-77	2,638	42,069	\$700,318
77-78	3,647	55,813	\$1,121,799
78-79	2,877	60,503	\$1,860,530
79-80	3,440	78,142	\$2,271,336
80-81	4,365	77,073	\$1,551,312
81-82	4,054	58,882	\$1,077,850
82-83	3,813	59,846	\$802,178
83-84	3,399	57,643	\$959,905
84-85	3,253	48,718	\$1,281,632
85-86	3,256	45,047	\$1,443,365
86-87	2,870	50,404	\$1,688,665
87-88	3,139	48,365	\$1,370,178
88-89	1,561	45,047	\$668,940
89-90	1,335	24,277	\$300,360
90-91	914	21,846	\$195,313
91-92	751	31,091	\$342,282
92-93	860	32,467	\$303,745
93-94	873	36,698	\$589,693
94-95	1,797	51,016	\$806,549
95-96	1,253	46,485	\$886,452
96-97	1,370	57,449	\$1,013,032
97-98	1,300	65,635	\$907,357
98-99	1,154	51,275	\$548,569
99-2000	922	40,957	\$577,299
2000-2001	877	37,123	\$676,534
2001-2002	1,010	51,509	\$975,288
2002-2003	1,042	44,288	\$899,152
2003-2004	1,093	47,269	\$910,367
2004-2005	1,155	45,023	\$728,223
2005-2006	1,067	47,145	\$1,122,543

\* Pelt value was determined from the combined averages of North American Fur Auctions and Fur Harvester's Auction

**Number of furbearers exported from New Brunswick,  
change from the 2004/2005 exports and auction house destination\*  
2005/2006**

SPECIES	TOTAL EXPORTS		PERCENT CHANGE FROM 2004/2005	NORTH AMERICAN FUR AUCTION	FUR HARVESTER'S AUCTION
	2004/2005	2005/2006			
COYOTE	1,920	2,229	16%	1,572	627
RED FOX	1,420	1,294	-9%	951	332
BOBCAT	449	455	1%	353	102
BEAVER	10,630	9,735	-8%	7,108	2,480
FISHER	803	557	-31%	458	95
RACCOON	5,159	2,542	-51%	1,880	662
OTTER	634	494	-22%	348	131
MARTEN	1,613	2,846	76%	2,149	665
MINK	1,037	1,241	20%	826	393
MUSKRAT	20,121	23,730	18%	15,056	8,627
WEASEL	769	1,432	86%	1,096	323
SQUIRREL	458	570	24%	389	181
SKUNK	10	20	100%	20	0
<b>TOTAL PELTS</b>	<b>45,023</b>	<b>47,145</b>	<b>5%</b>	<b>32,206</b>	<b>14,618</b>

\* The auction centers shown here account for most but not all of our fur exports.

## Approximate Value of Fur Exported from New Brunswick, 2004/2005 and 2005/2006

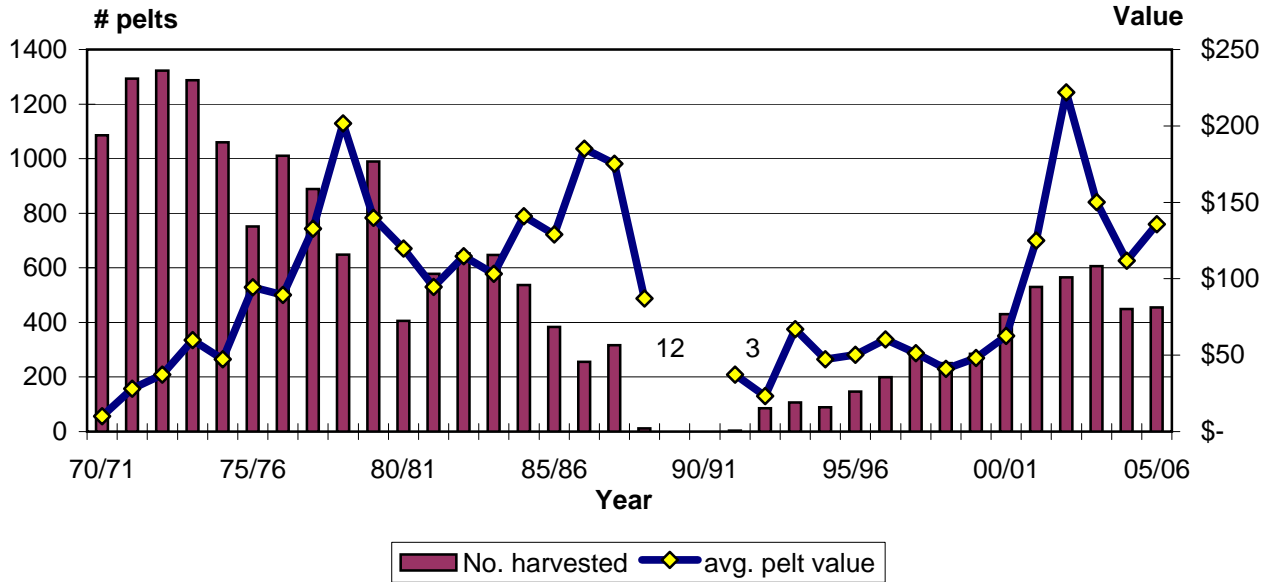
Species (ranked by individual pelt \$ value)	No. exported		Value per pelt*		Total Value 2005/2006 (ranked by collective \$ value)
	2004/2005	2005/2006	2004/2005	2005/2006	
COYOTE (7)	1,920	2,229	\$29.59	\$29.82	\$66,476.55 (4)
RED FOX (6)	1,420	1,294	\$25.09	\$33.95	\$43,926.19 (8)
BOBCAT (1)	449	455	\$111.78	\$135.74	\$61,761.37 (6)
BEAVER (5)	10,630	9,735	\$26.16	\$37.70	\$367,050.24 (1)
FISHER (3)	803	557	\$41.07	\$97.35	\$54,224.17 (7)
RACCOON (9)	5,159	2,542	\$10.96	\$13.47	\$34,234.44 (9)
OTTER (2)	634	494	\$111.10	\$134.48	\$66,432.50 (5)
MARTEN (4)	1,613	2,846	\$41.14	\$73.31	\$208,631.48 (2)
MINK (8)	1,037	1,241	\$16.63	\$26.30	\$32,639.62 (10)
MUSKRAT (12)	20,121	23,730	\$3.01	\$7.23	\$171,678.22 (3)
WEASEL (10)	769	1,432	\$3.81	\$10.06	\$14,408.97 (11)
SQUIRREL (13)	458	570	\$0.71	\$1.61	\$916.18 (12)
SKUNK (11)	10	20	\$7.01	\$8.18	\$163.66 (13)
<b>TOTAL</b>	<b>45,023</b>	<b>47,145</b>	Total fur harvest value 2005/2006 →		<b>\$1,122,543.59</b>

Although black bears are not classed as furbearers, black bear hides sold for \$96.27 on average x 19 shipped = \$1829.04

Castoreum sold for \$1.58 per ounce (approximately) x 5708 ounces = \$9002.10

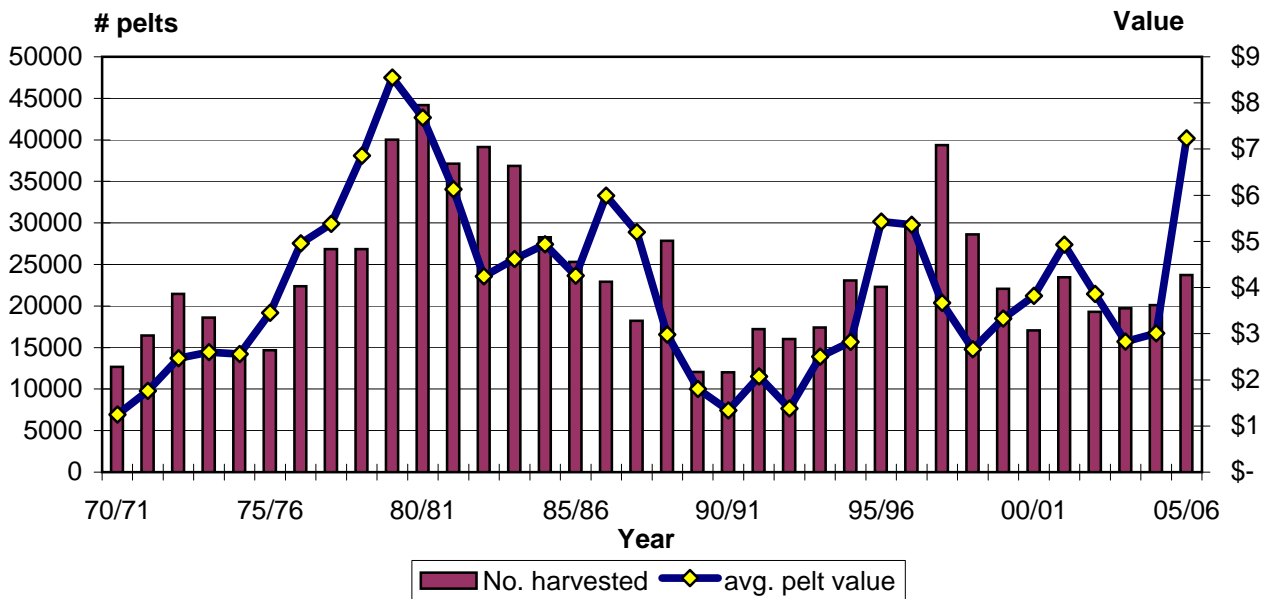
\*Pelt value was determined from the combined average prices of North American Fur Auctions and Fur Harvester's Auction

### BOBCAT HARVEST AND PELT VALUES NEW BRUNSWICK 1970-2006

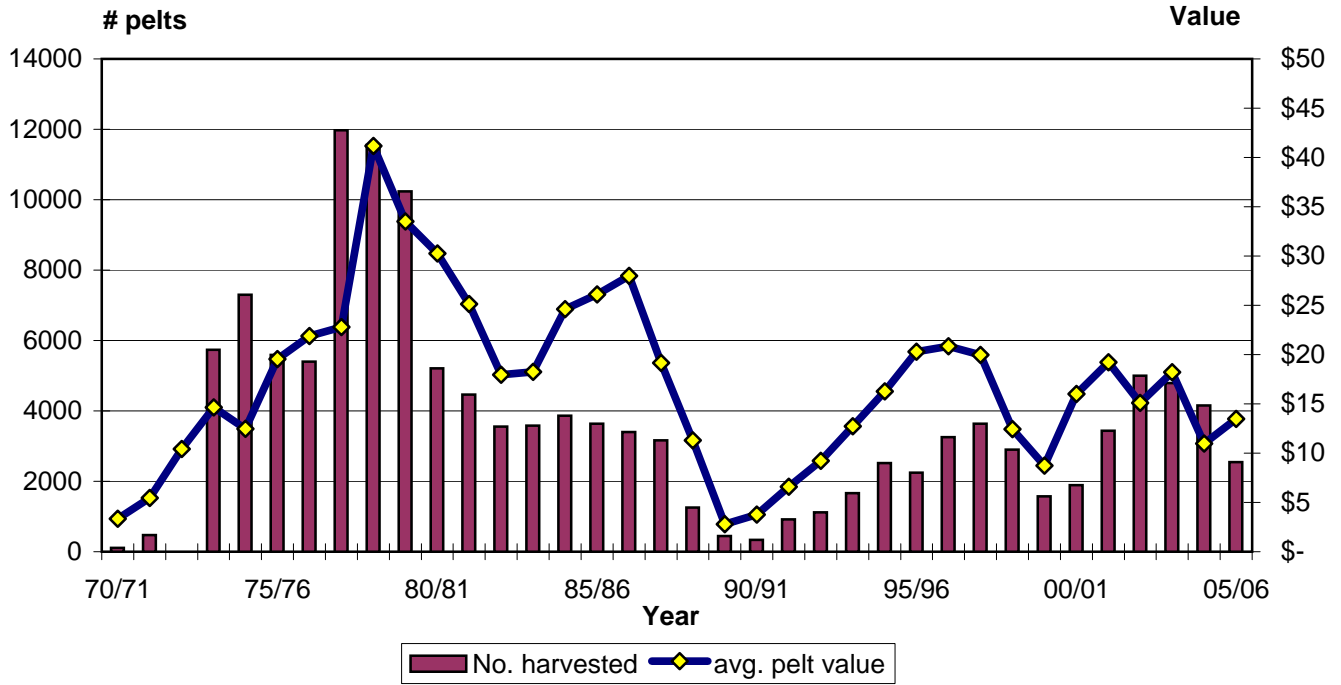


Season closed 1987/88 thru 1990/91  
 1987/88 closed season but incidental catch could be sold  
 1988/89 season 12 animals turned in  
 1991/92 season 3 animals exported  
 Quota implemented in 1996/97

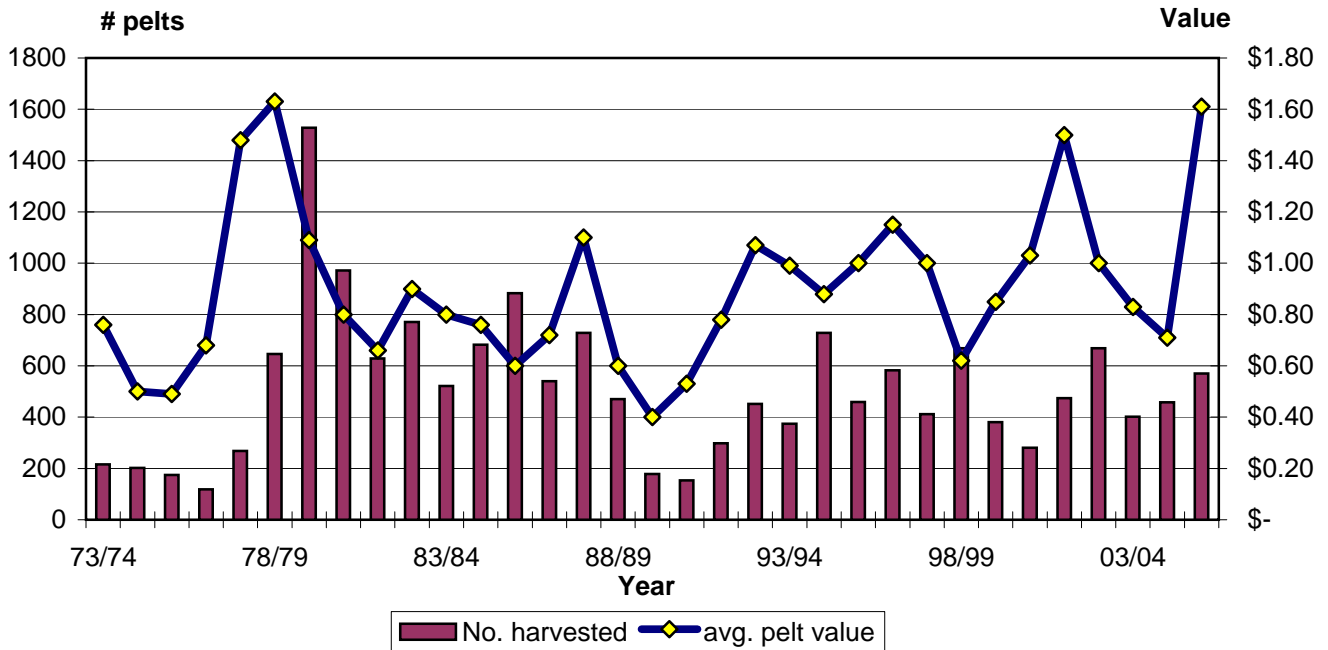
### MUSKRAT HARVEST AND PELT VALUES NEW BRUNSWICK 1970-2006



### RACCOON HARVEST AND PELT VALUES NEW BRUNSWICK 1970-2006

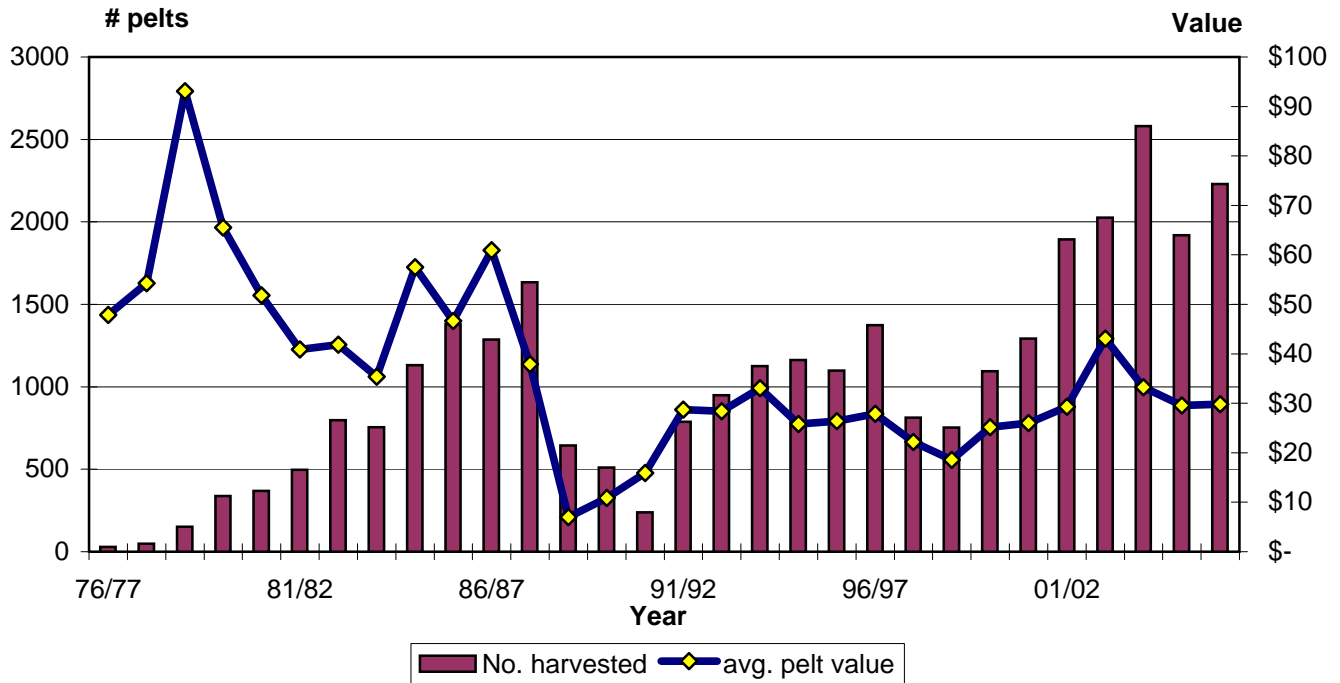


### SQUIRREL HARVEST AND PELT VALUES NEW BRUNSWICK 1973-2006



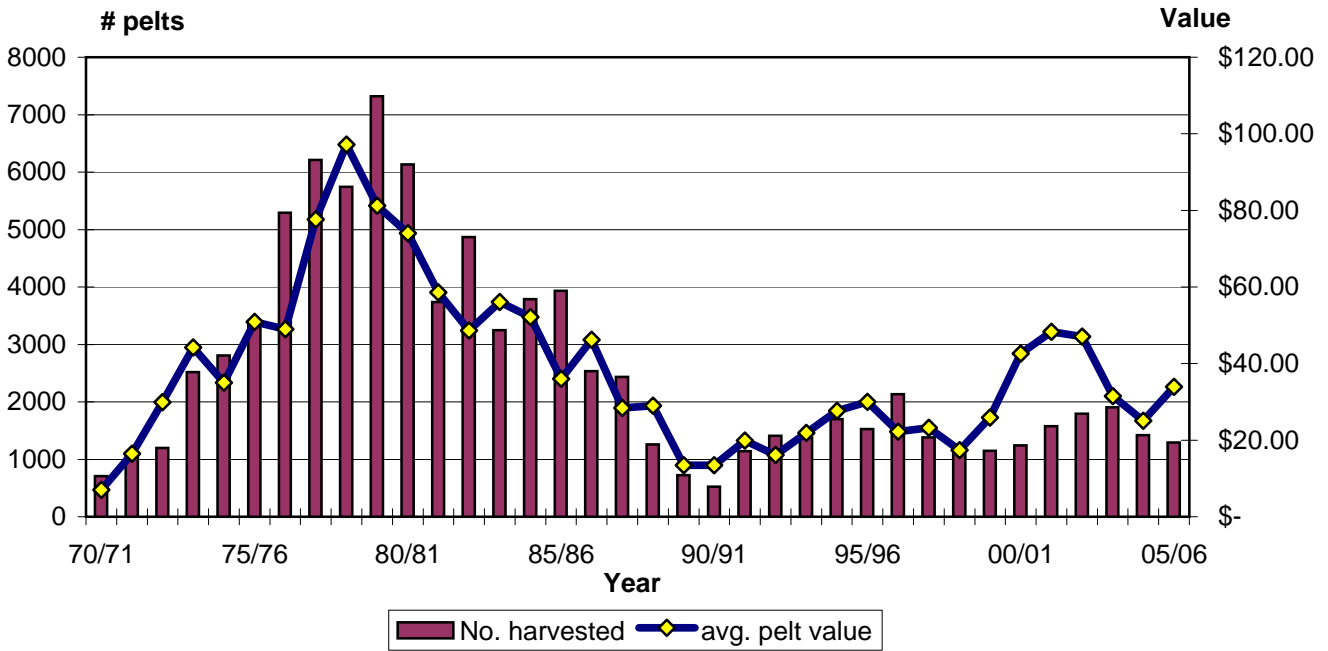


### COYOTE HARVEST AND PELT VALUES NEW BRUNSWICK 1976-2006

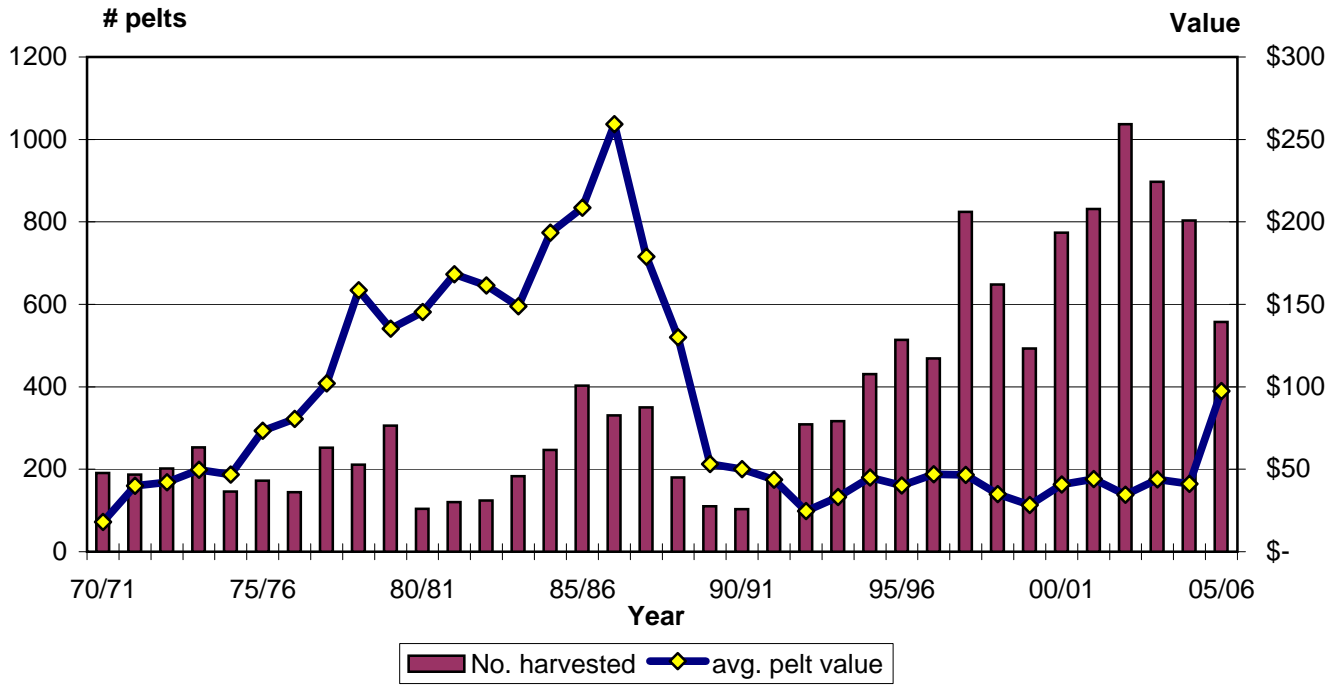


\* first season in 1976

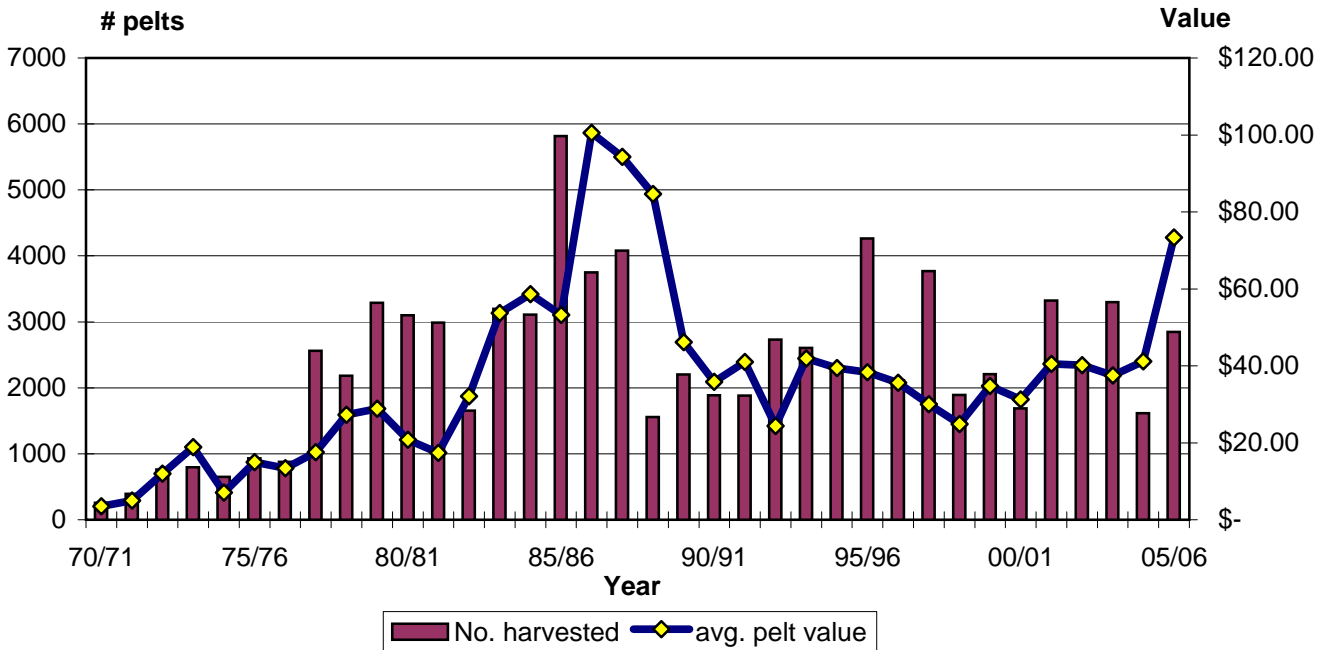
### RED FOX HARVEST AND PELT VALUES NEW BRUNSWICK 1970-2006



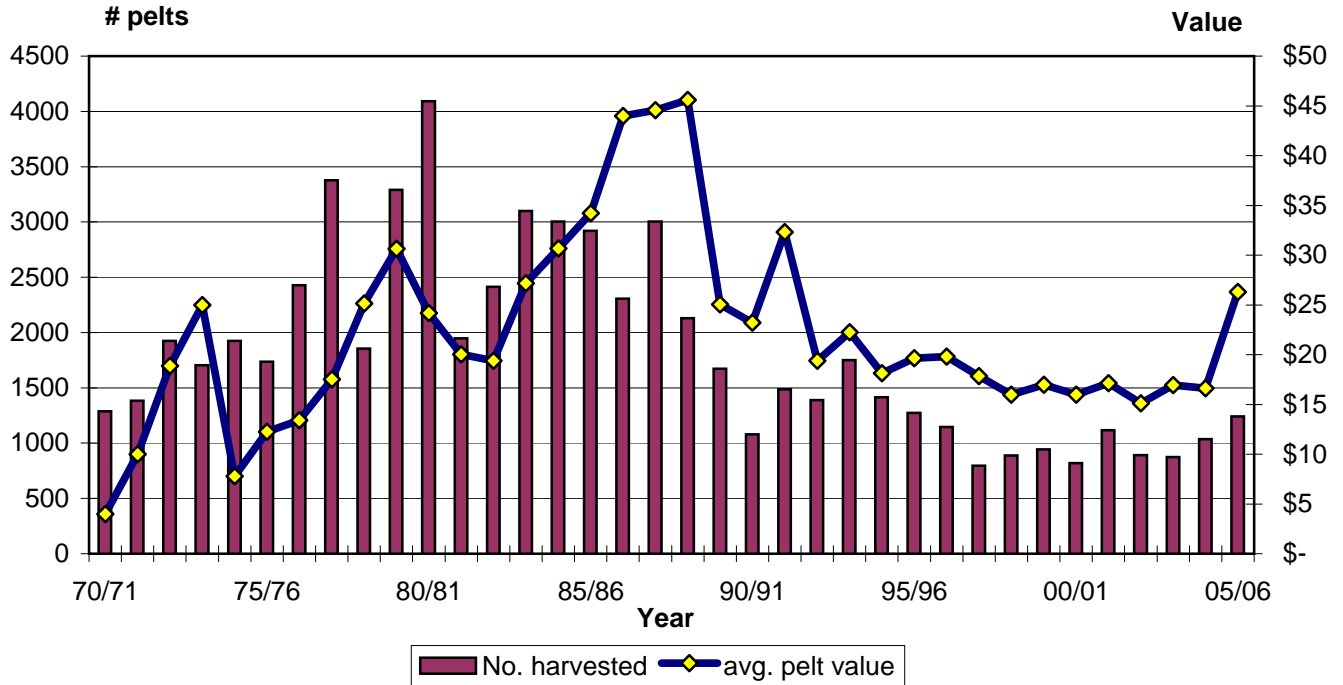
### FISHER HARVEST AND PELT VALUES NEW BRUNSWICK 1970-2006



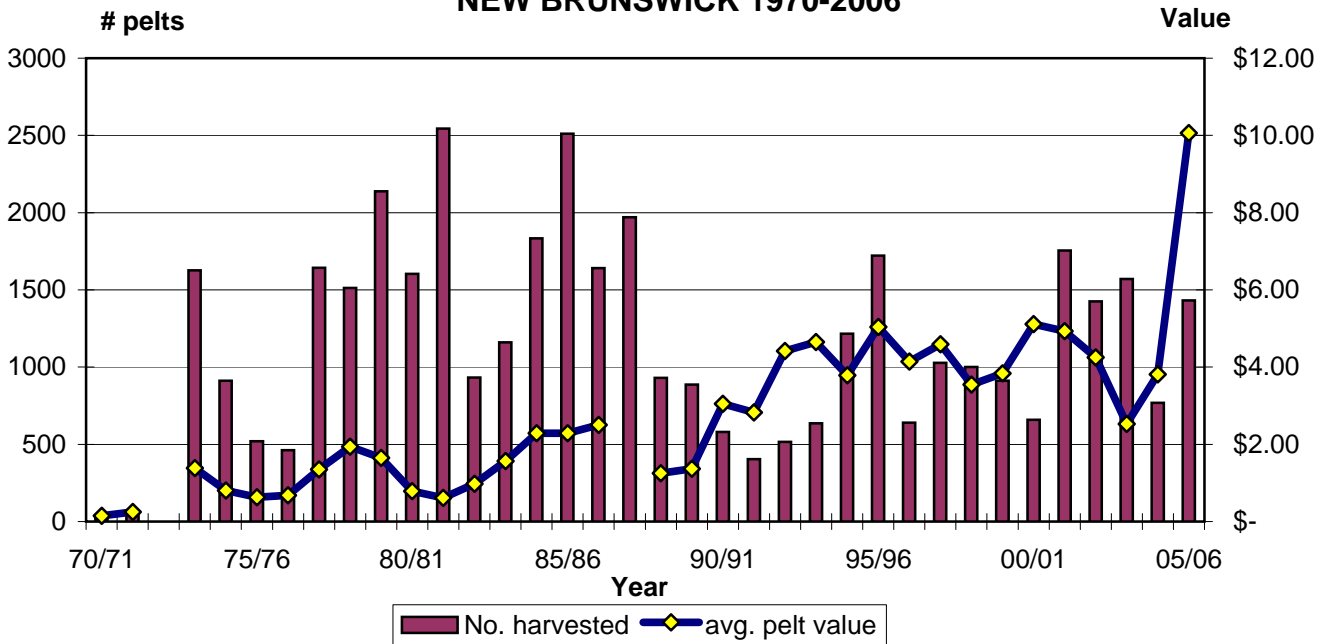
### MARTEN HARVEST AND PELT VALUES NEW BRUNSWICK 1970-2006



### MINK HARVEST AND PELT VALUES NEW BRUNSWICK 1970-2006

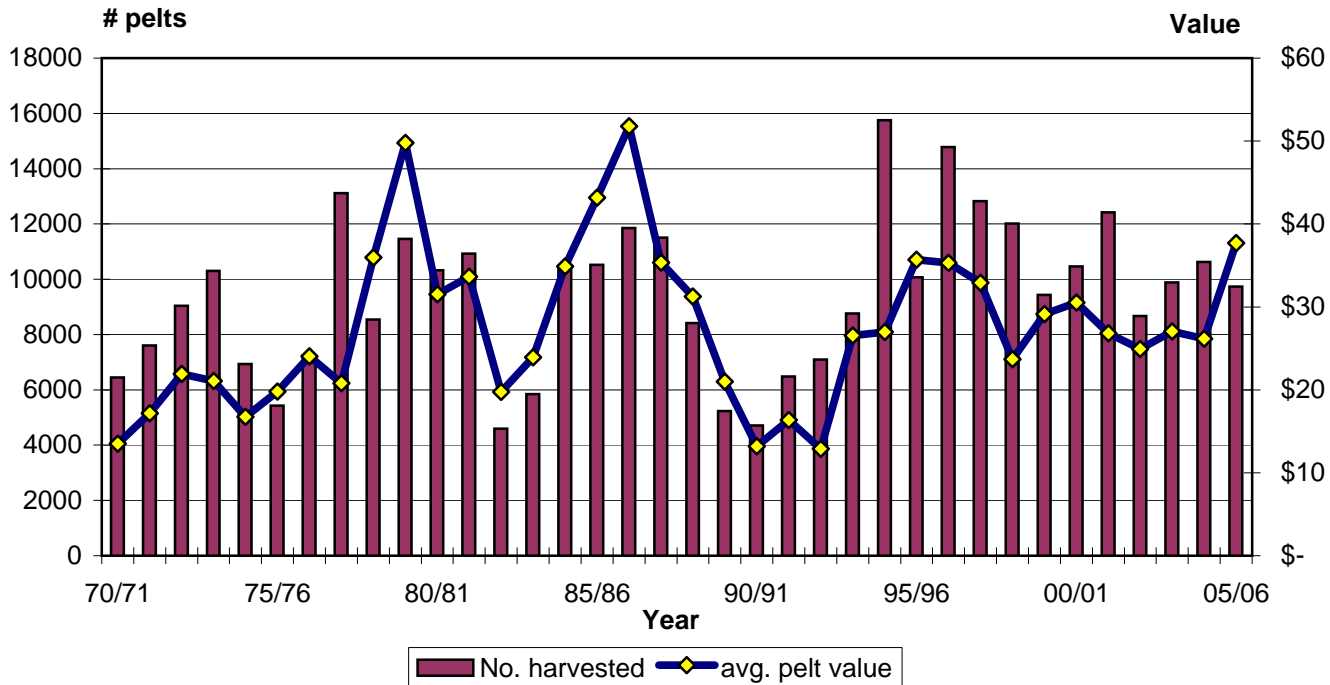


### WEASEL HARVEST AND PELT VALUES NEW BRUNSWICK 1970-2006

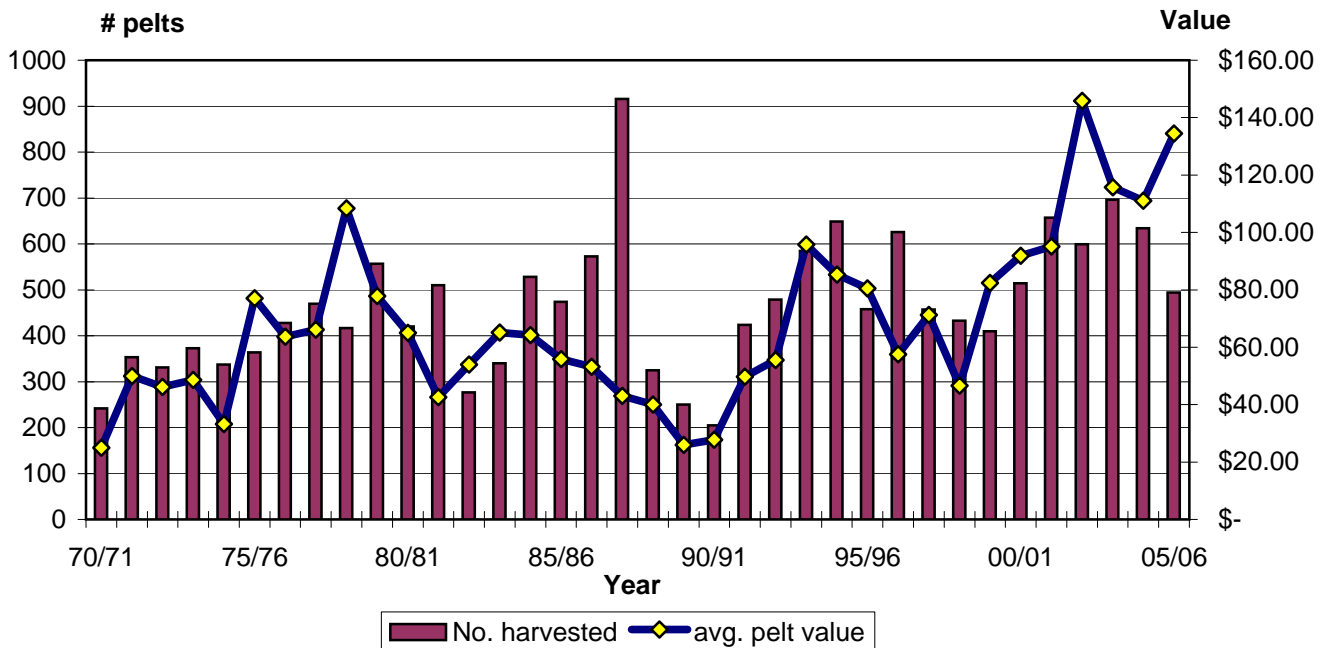


1972/73 no information available  
1987/88 no price available

### BEAVER HARVEST AND PELT VALUES NEW BRUNSWICK 1970-2006



### OTTER HARVEST AND PELT VALUES NEW BRUNSWICK 1970-2006



## 2006 - 2007 FUR HARVESTING SEASONS

ZONES	SPECIES	SEASON	DATES	
			OPEN	CLOSE
All	Rabbit (varying hare)*	Trapping, Snaring, Hunting	Oct. 2	Feb. 28
	Coyote, Fox	Trapping, Hunting**	Oct. 2	Feb. 28
	Weasel	Trapping	Nov. 25	Jan. 6
1 to 8, 10 and 11	Coyote, Fox	Snaring	Nov. 11	Feb. 28
	Raccoon, Mink	Trapping	Oct. 14	Dec. 30
	Muskrat	Trapping	Oct. 14	Jan. 27
	Otter	Trapping, Snaring	Oct. 21	Jan. 27
	Beaver	Snaring	Oct. 21	Feb. 24
	Beaver	Trapping	Oct. 21	Jan. 27
	Marten, Fisher, Skunk, Squirrel	Trapping	Nov. 25	Dec. 9
	Bobcat***	Snaring, Hunting	Dec. 2	Jan. 27
9	Same as zones 1 to 8, 10 and 11 except marten season is closed			
13, 16 and 17	Coyote, Fox	Snaring	Nov. 11	Feb. 28
	Raccoon, Mink	Trapping	Oct. 28	Dec. 30
	Muskrat	Trapping	Oct. 28	Jan. 27
	Otter	Trapping, Snaring	Nov. 4	Jan. 27
	Beaver	Snaring	Nov. 4	Feb. 24
	Beaver	Trapping	Nov. 4	Jan. 27
	Marten, Fisher, Skunk, Squirrel	Trapping	Nov. 25	Dec. 9
	Bobcat	Snaring, Hunting	Dec. 2	Jan. 27
12	Same as zones 13, 16 and 17 except otter and beaver seasons open Oct. 21			
15, 18 to 25	Coyote, Fox	Snaring	Nov. 18	Feb. 28
	Raccoon, Mink	Trapping	Oct. 28	Dec. 30
	Muskrat	Trapping	Oct. 28	Jan. 27
	Otter	Trapping, Snaring	Nov. 4	Jan. 27
	Beaver	Snaring	Nov. 4	Feb. 24
	Beaver	Trapping	Nov. 4	Jan. 27
	Fisher, Skunk, Squirrel	Trapping	Nov. 25	Dec. 16
	Bobcat	Trapping, Snaring, Hunting	Dec. 2	Jan. 27
14	Same as zones 15, 18 to 25 except coyote and fox snaring seasons open Nov. 11			
26 and 27	Same as zones 15, 18 to 25 except bobcat season is closed			
1 to 25	Spring Muskrat	Trapping	Mar. 24	May. 12
26 and 27	Spring Muskrat	Trapping	Mar. 10	Apr. 28
1 to 11	Raccoon, Skunk and Squirrel	Hunting	Oct. 14	Jan. 27
12 to 27		Hunting	Oct. 28	Jan. 27

\*When hunting hare under a Fur Harvesters Licence, the bag limit is 10 daily; 20 in possession.  
( There is no limit when trapping or snaring.)

\*\*Coyote & fox harvest closed in zone 27.

\*\*\* No bobcat harvest quota issued for zones 1 to 6, 9, 26 and 27