




Vessel Monitoring System (VMS)

Gulf Region
Information Sessions
January 24 – 28, 2005



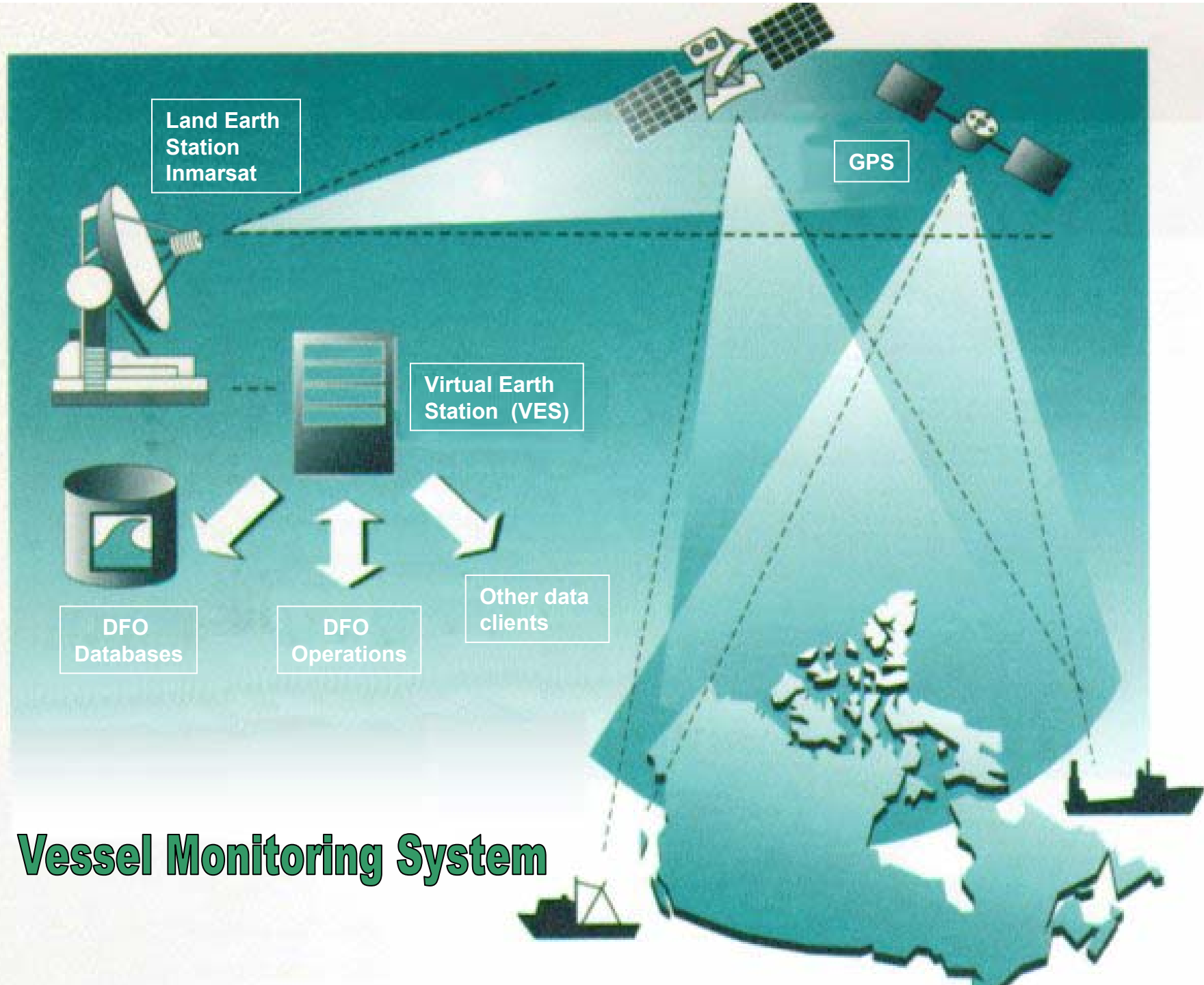


Presentation Highlights



- Vessel Monitoring System (VMS) Structure
- Applicable to Snow Crab Fishing Areas 12, 18, 25 & 26
- VMS Units Approved by DFO
- DFO VMS Form
- VMS Requirements
- Benefits of VMS
- Information Sessions Schedule
- Questions & Answers






Vessel Monitoring System




Tracking Vessel X for 1 trip





Tracking Vessel X For The Season

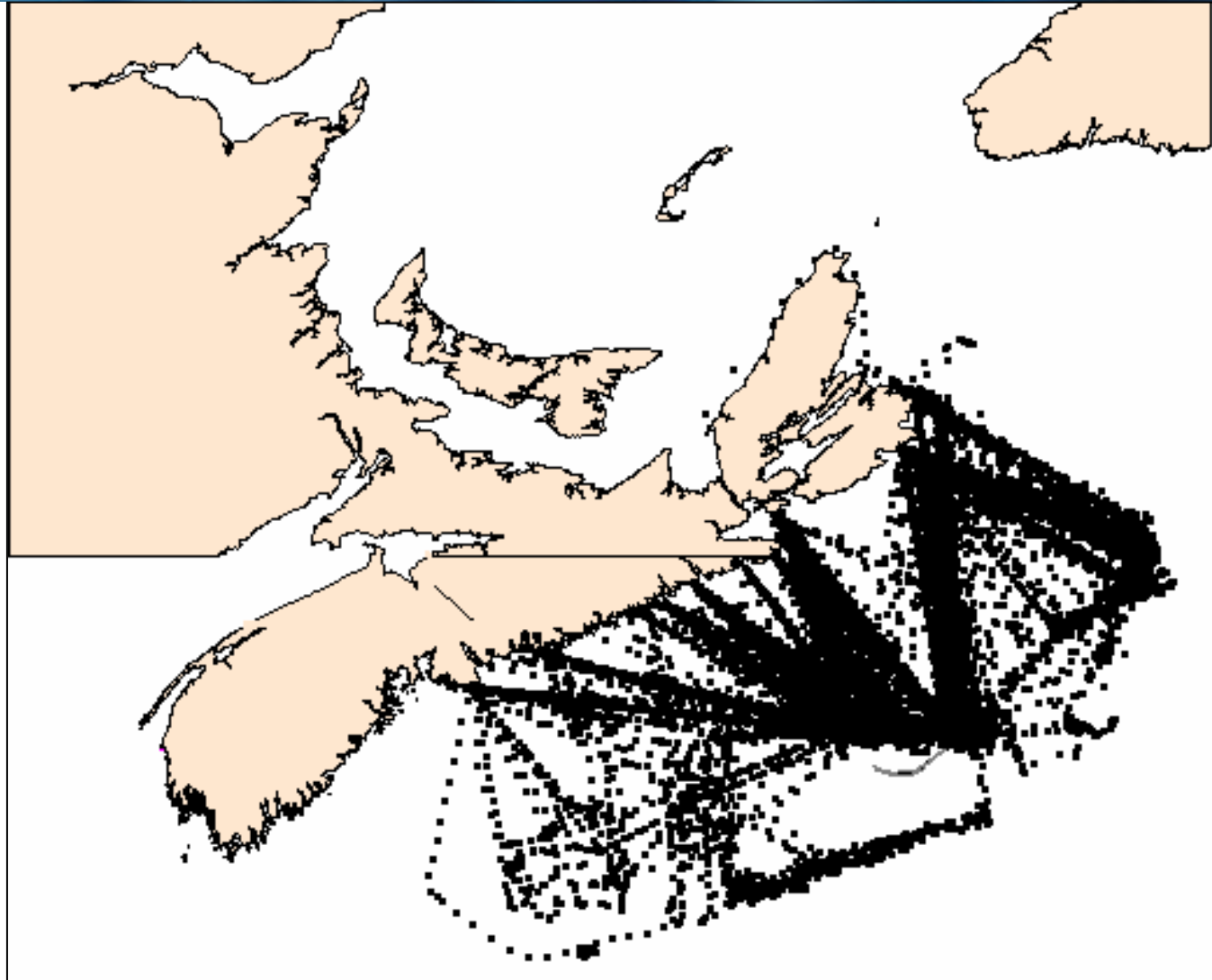


Concentrated Fishing Area



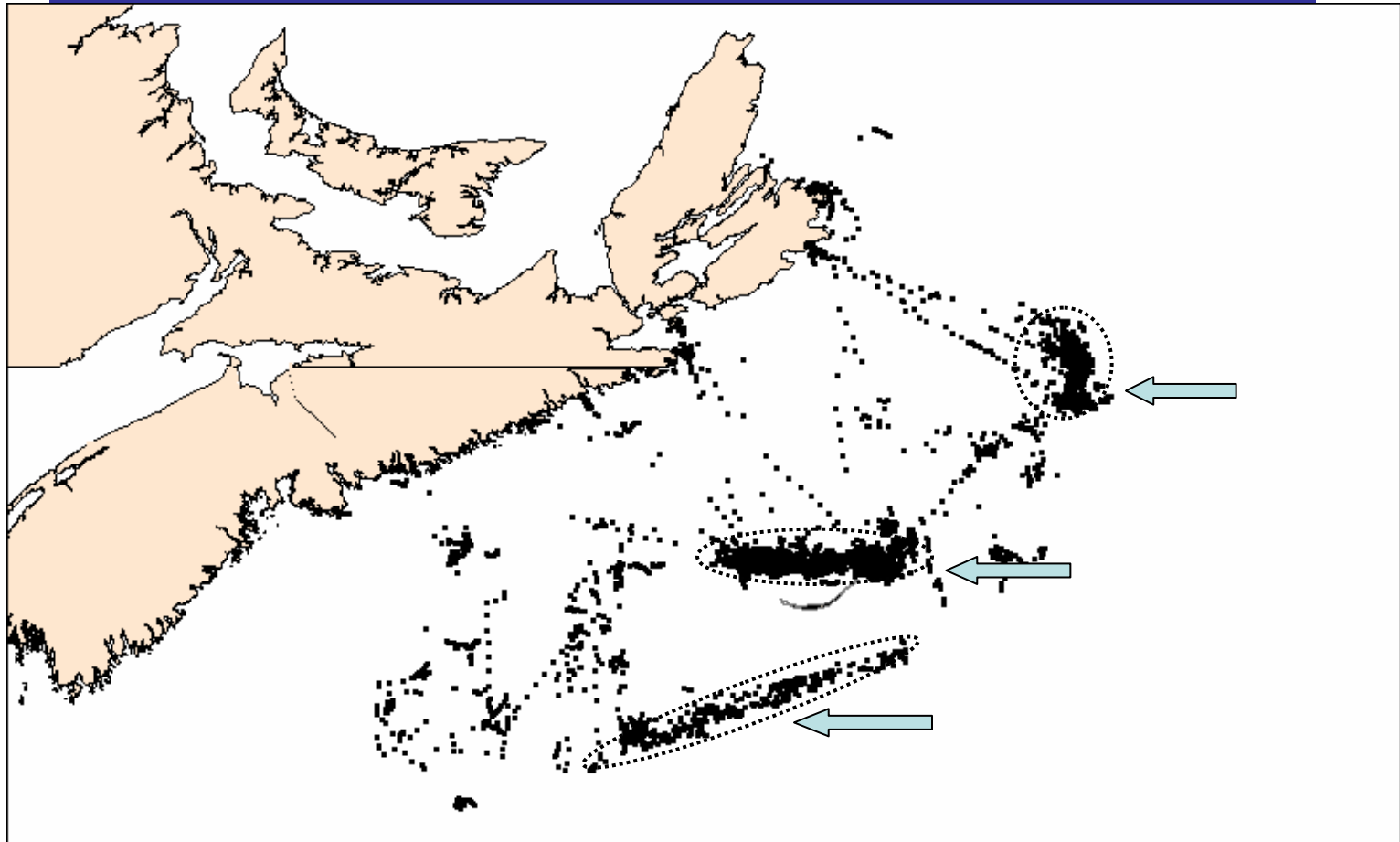


Tracking Fleet of 35 Vessels



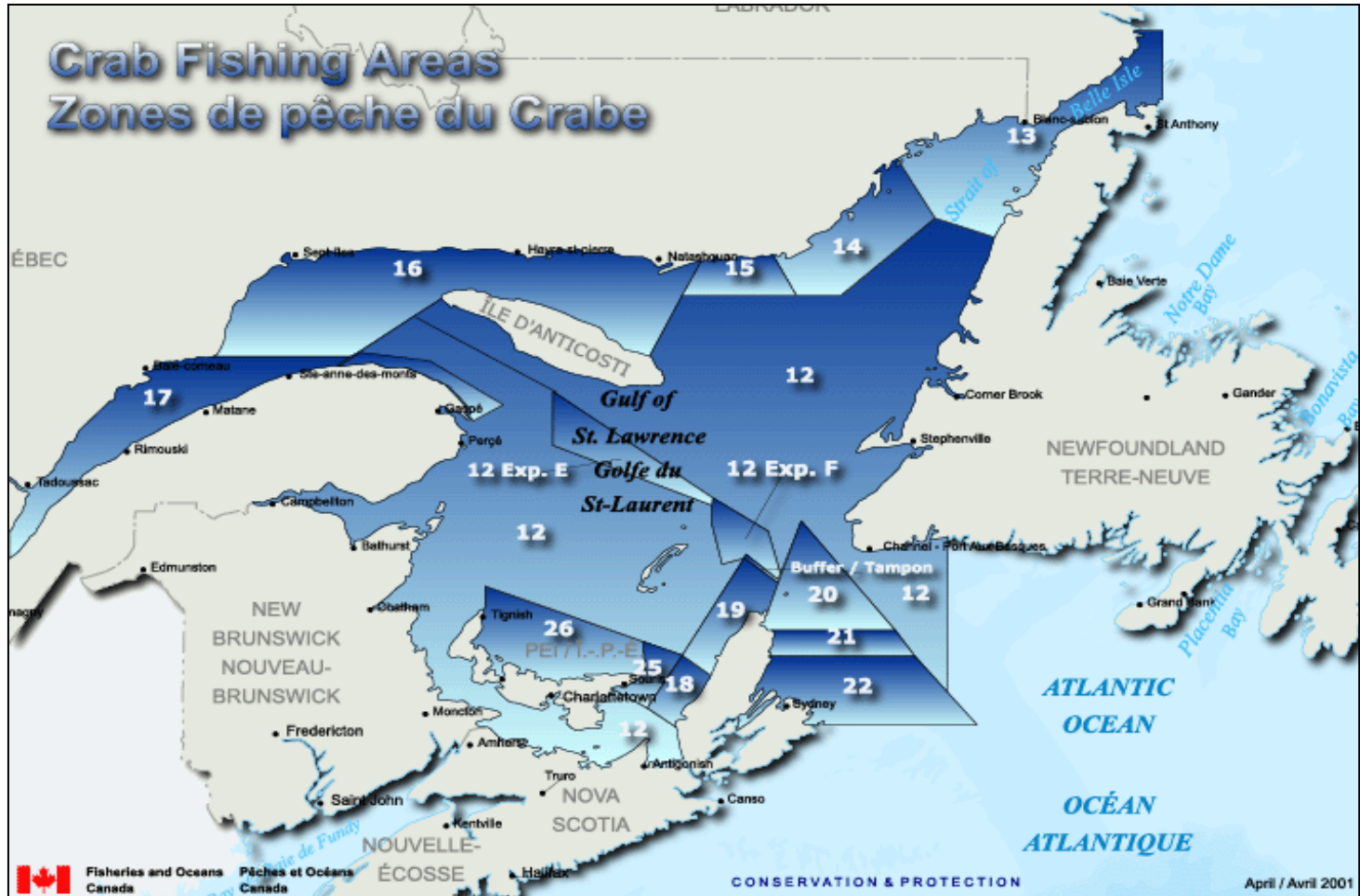


Localised Fishing Effort, 35 Vessels





Applicable to Snow Crab Areas 12, 18, 25 & 26





VMS Units Approved by DFO

- Thrane & Thrane – Capsat TT3022D
- Boatracs/Qualcomm IMCT/IGPS
- Beacon PDT-100
- Quake Global QHE-2500
- SatTrax ETS-1000
- Stellar ST2500
- CTAB-2500-C
- Voyager M1500
- WI-Sys-WS7130VMS





DFO VMS Form

Form must be completed and sent by fax to DFO when:

- Installing unit
- Transferring unit
- Replacing unit
- Deactivating unit
- Reactivating unit

Vessel Monitoring System (VMS) Form Gulf and Quebec Regions

Please check the appropriate box representing the nature of your request. Vessel information and the Authorization sections must be completed for all requests.

- Installation of VMS Unit (Complete Parts B, D, E) for the initial installation.
- Transfer of VMS Unit (Complete Parts A, F, G) from one vessel to another.
- Replacement of VMS Unit (Complete Parts C, D) due to failure/repair etc. to the unit.
- Deactivation of VMS Unit (Complete Parts B, E, H)
- Reactivation of VMS Unit (Complete Parts B, F, D)
(Only select Reactivation if you are reactivating the same VMS Unit. If you have acquired a new VMS Unit please select Installation of VMS Unit)

VESSEL INFORMATION – must be completed for all requests

Fishing Vessel Name:	
Vessel Registration No. (URE) or Vessel Identification No. (VIB):	
Owner's Name:	
License No. (Lic): (If different than Owner's Name)	
Phone #: (Daytime)	
E.F. #: (License Holder)	
Fisher(s):	

PART A - TRANSFER OF VMS UNIT (from one vessel to another)

	Transfer from:	Transfer to (vessel to which VMS unit is going):
Fishing Vessel Name:		
VIB or VIF:		
VMS Owner's Name:		
License Holder: (If different than Owner's Name)		
Phone #: (Daytime)		
E.F. #: (License Holder)		
VMS Manufacturer:		
VMS Serial Number:		




VMS Requirements

- A DFO Approved VMS must be installed and functioning prior to and during any fishing activity.
- A DFO VMS Form must be properly completed and faxed to DFO.
- No person shall interfere with the VMS transponder.
- The transponder must transmit a signal every 15 minutes.
- Before a VMS Unit is shut down at end of a fishing trip, the Captain/licence holder must contact DFO.
- If a VMS unit malfunctions the Captain/licence holder must immediately cease fishing and must contact DFO.



VMS Benefits

- Enhanced overall management of the fishery
- Two-way communication possibilities
- Enhanced Search and Rescue
- Enhanced surveillance and enforcement capabilities
- Enhanced scientific information





Information Sessions – Gulf Region

- January 24, 2005 – Moncton, NB
- January 25, 2005 – Caraquet, NB
- January 27, 2005 – Port Hawkesbury, NS
- January 28, 2005 – Summerside, PEI



For Information on VMS

Visit our Website at:

www.glf.dfo-mpo.gc.ca/fm-gp/cp-cp/vms-ssn

Or e-mail us at:

VMS-SSN.INFO.GLF@DFO-MPO.GC.CA

Or call our toll-free number:

1-888-269-7133



Questions ?



Thank You !!!