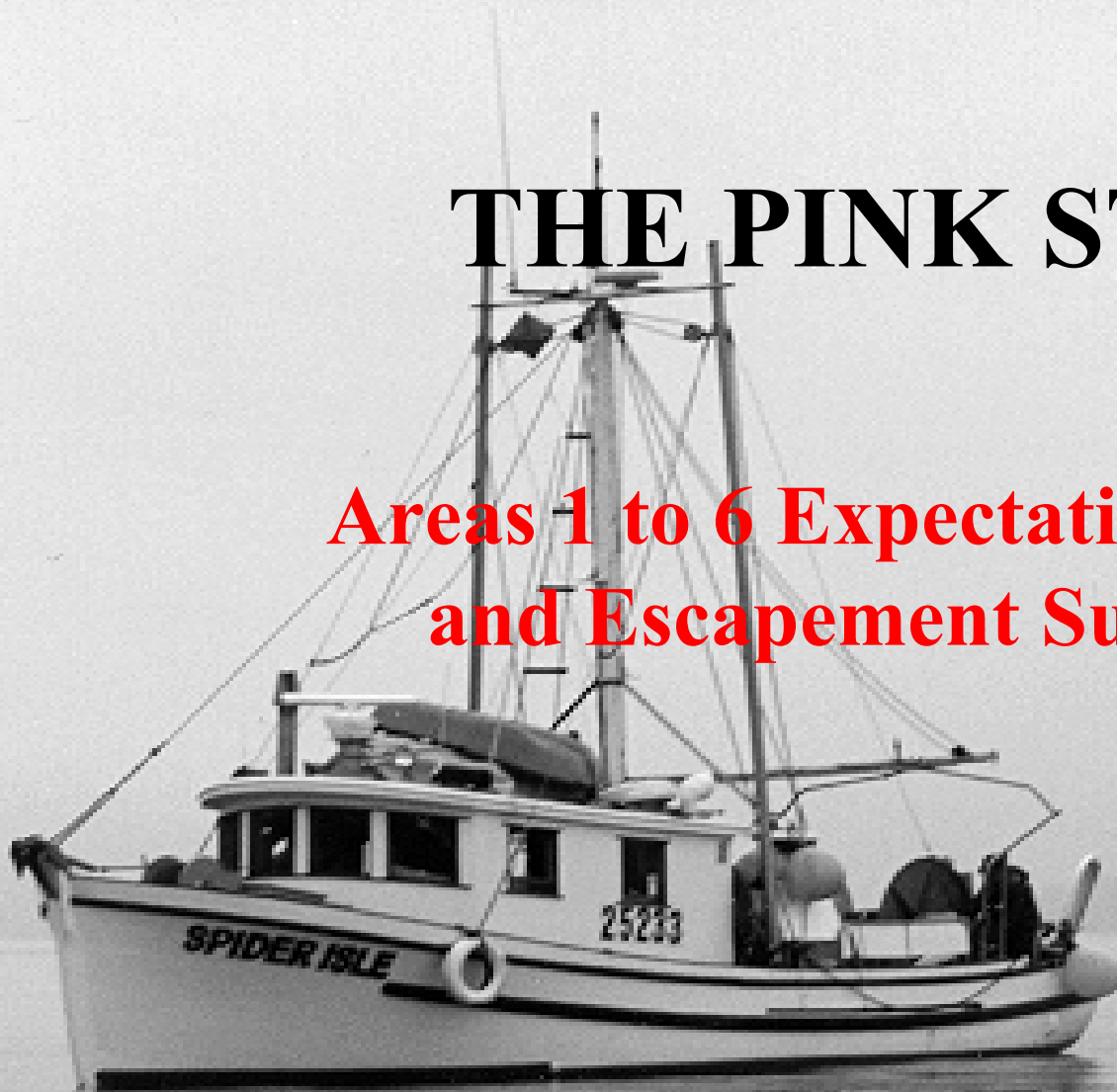


THE PINK STORY

**Areas 1 to 6 Expectations, Catch
and Escapement Summary**



Topics of Discussion

- Area-Based Fishing Plans
- 2005 Hail Catch for Seine and Gillnet
- 2005 Escapement Estimates
- 2006 Expectations

2005 Area 1 and 2W Fishing Notes

- Off-year for the Queen Charlotte Islands so no pink salmon directed fisheries took place
- Only 2 pinks caught incidentally during chum-directed fisheries

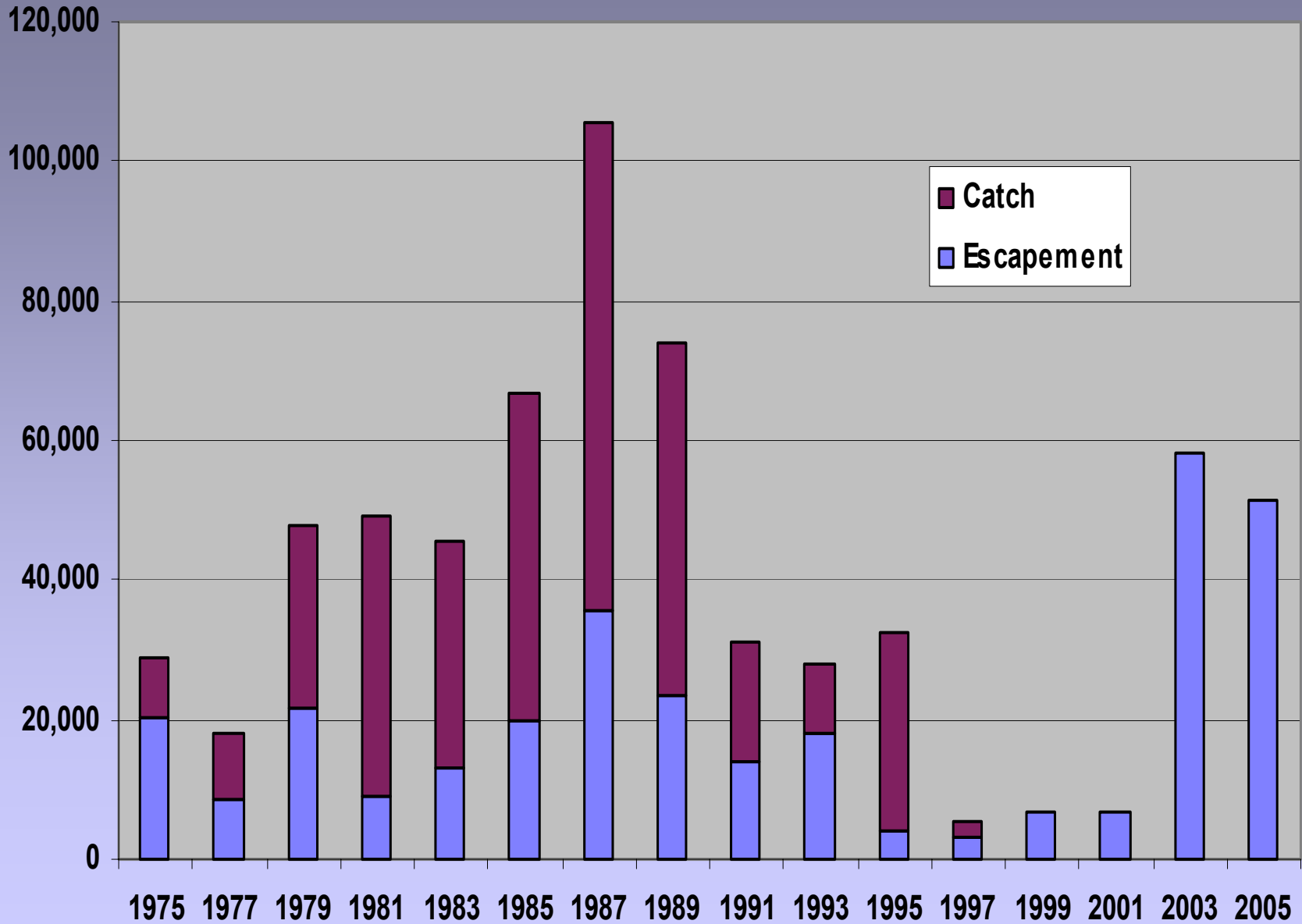
2005 Areas 1 and 2W Escapement Summary

- No pinks observed in Area 1 streams and in Area 2W, only Brown's Cabin Creek (West Skidegate) had fish (30).

2005 Areas 2E Escapement Summary

- Only 2 streams had any pinks observed, Copper River (50,000) and the Tlell River (1,249)

Area 2E Odd Year Pink Catch and Escapement Summary



AREA 1 PINK EXPECTATIONS - 2006

SUBAREA	YEAR	BROOD ESC.	% AGE COMP.	PROJECTED		TARGET ESC.	AVAILABLE SURPLUS
				RETURN RATE	RETURNING STOCK		
MASSET INLET	2004	156,500	100	0.7	110,550	810,000	0
NADEN HARBOUR	2004	20,000	100	1.0	20,150	252,000	0
OUTSIDE WATERS	2004	UNK	100	1.0	0	90,000	0
TOTAL =					130,700	1,152,000	0

AREA 2 EAST EXPECTATIONS - 2006

SUBAREA	YEAR	PROJECTED		TARGET ESC.	AVAILABLE SURPLUS
		BROOD ESC.	RETURNING STOCK		
TLELL	2004	6,000	8,400	25,000	0
SKIDEGATE INLET	2004	113,150	9,435	147,725	0
COPPER BAY	2004	8,000	11,200	75,350	0
CUMSHEWA INLET	2004	53,755	37,923	203,050	0
SELWYN INLET	2004	20,010	28,626	40,175	6,013
DARWIN SD./ATLI IN.	2004	76,000	107,520	60,125	49,720
JUAN PEREZ SOUNE	2004	37,450	44,940	160,650	0
SKINCUTTLE INLET	2004	N/I	UKN	16,000	UKN
TOTAL		314,365	248,044	728,075	55,733

AREA 2 WEST EXPECTATIONS - 2006

SUBAREA	YEAR	BROOD ESC.	PROJECTED RETURNING STOCK	TARGET ESC.	AVAILABLE SURPLUS
ATHLO/OTARD	2004	N/I	UNK	30,500	UNK
RENNELL SOUND	2004	9,000	10,800	198,000	0
W. SKIDEGATE INLET	2004	11,530	13,836	40,300	0
ENGLEFIELD BAY	2004	1,150	1,380	132,350	0
TASU SOUND	2004	1,100	1,320	3,650	0
SOUTH END	2004	N/I	UNK	6,750	UNK
TOTAL		22,780	27,336	411,550	0

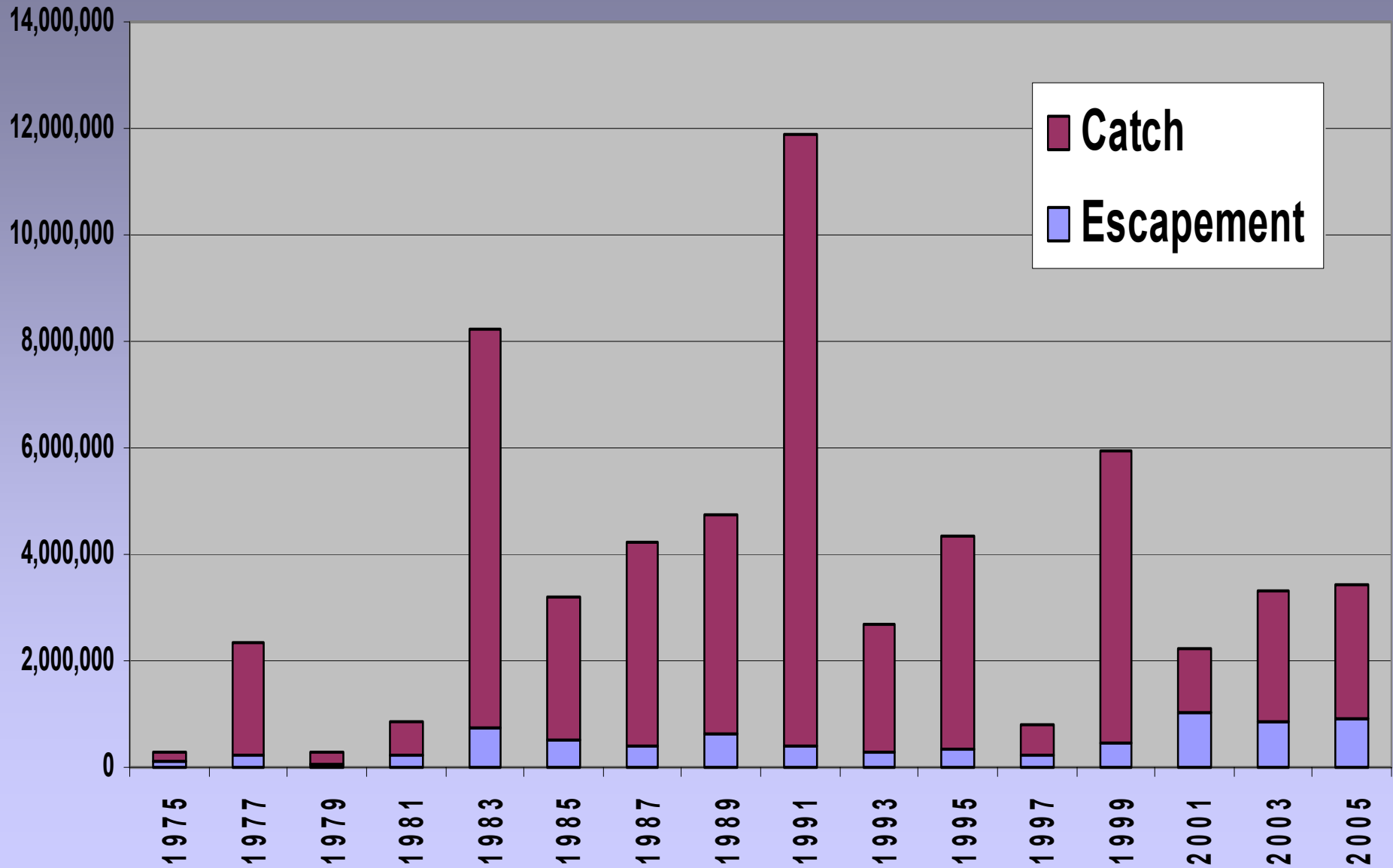
2006 Areas 1, 2-E and 2-W Expectations

- The only expected surpluses are in Area 2-East:
 - Selwyn Inlet (9,800) – Big Goose Creek
 - Darwin/Atli Inlets (49,720) – Crescent and Echo Harbour Creeks and Salmon River

2005 Area 3 Fishing Notes

- Anticipated surplus of 2 million Area 3 pinks
- Showed in strength during 31 (last week of July)
- Total hailed pink catch was 2.49 million
- Approximately 88% (2.22 M) caught by the Seine fleet

Area 3 Odd Year Pink Catch and Escapement Summary



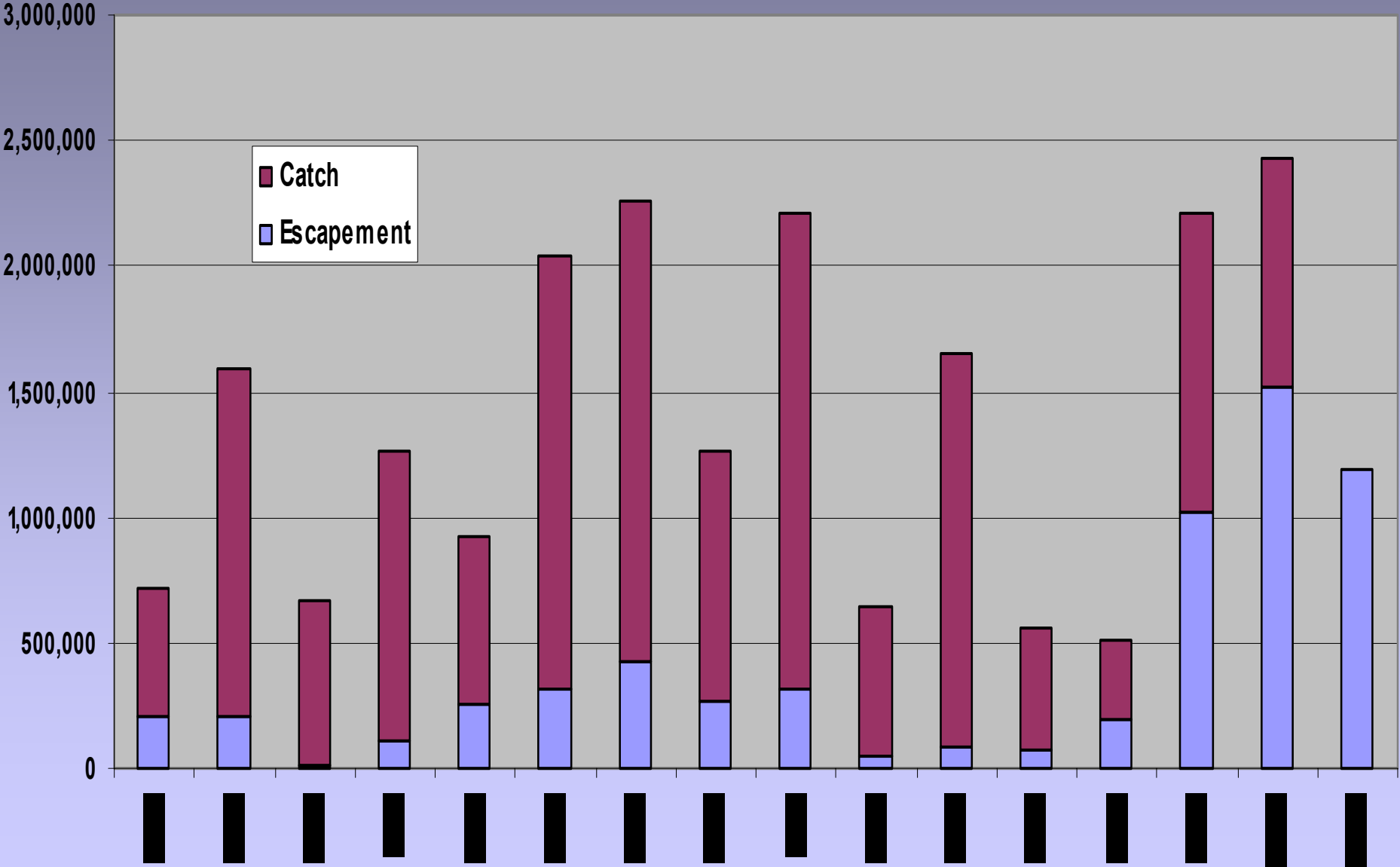
Area 3 expectations for pink salmon for 2006.

		TARGET		BROOD		RETURN		PROJECTED	
SUB-AREA	ESCAPEMENT		ESC.		RATE		STOCK	SURPLUS	
PORTLAND CANAL	24,000		22,000		3.37		74,140	50,140	
OBSERVATORY	19,575		35,000		3.37		117,950	98,375	
NASS RIVER	141,975		28,000		3.37		94,360	0	
PORTLAND INLET	145,700		395,300		3.37		1,332,161	1,186,461	
WORK CHANNEL	25,750		24,500		3.37		82,565	56,815	
COASTAL	18,500		37,700		3.37		127,049	108,549	
TOTAL:	375,500						1,828,225	1,500,340	

2005 Area 4 Fishing Notes

- Expected surplus of 3 Million Area 4 pinks
- Very strong early component but weak late component
- With very low Skeena sockeye return no opportunities to harvest Skeena pinks were given in Area 4
- Aggregate Area 4 escapement estimated at 1.2 M, but coverage decreased over previous years

Area 4 Odd Year Pink Catch and Escapement Summary



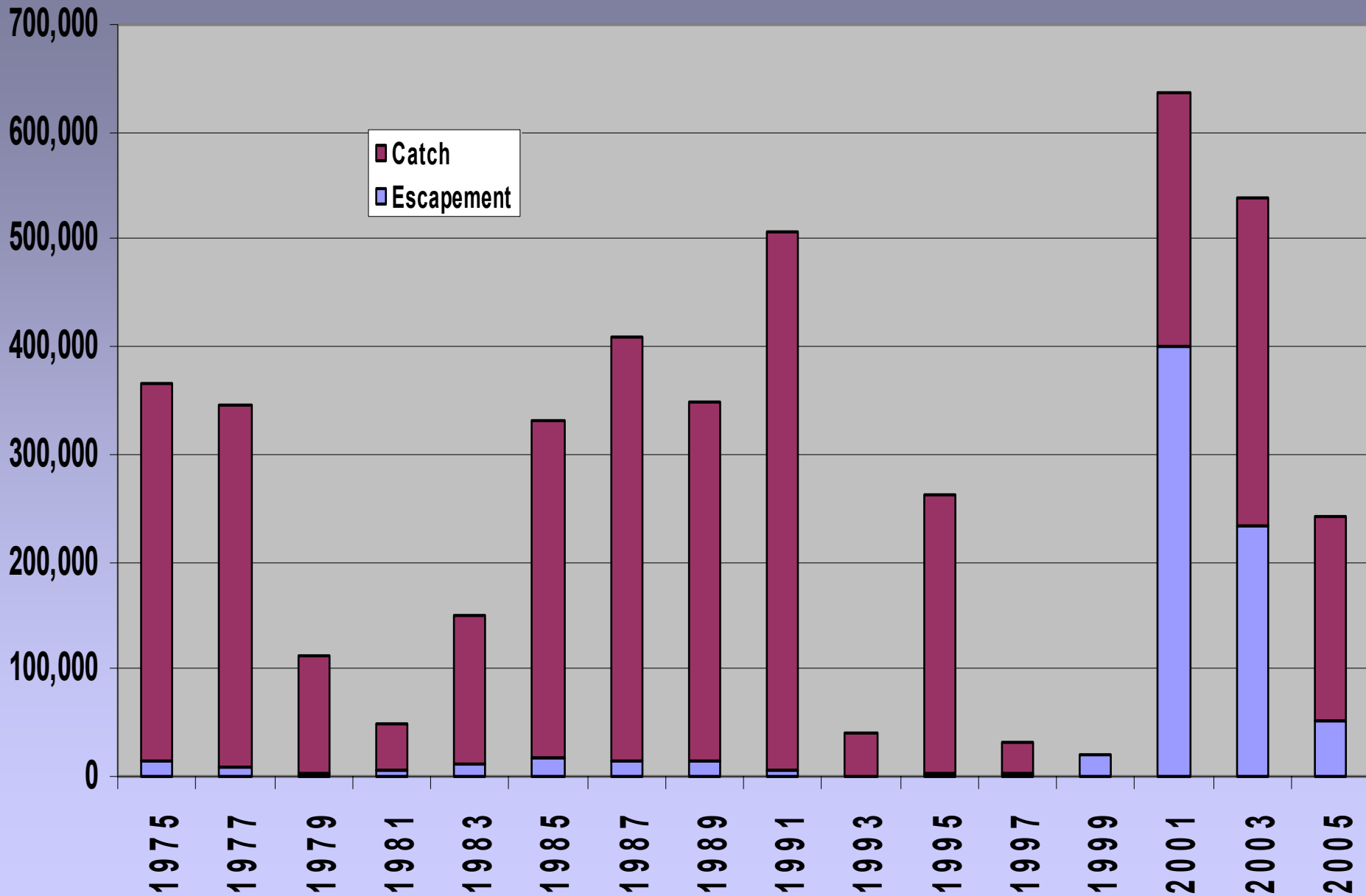
AREA 4 PINK EXPECTATIONS FOR 2006

		TARGET	BROOD	RETURN	PROJECTED			
SUB-AREA	ESCAPEMENT	ESC	RATE	STOCK	RETURNING			SURPLUS
COASTAL	251,850	28,000	3.37	94,360				-157,490
LAKELSE	506,650	500,000	3.37	1,685,000				1,178,350
KITSUMKALUM	104,950	UNK	3.37	UNK				UNK
OTHER LOWER	294,250	UNK	3.37	UNK				UNK
KISPIOX	203,100	UNK	3.37	UNK				UNK
BULKLEY/MORICE	250,000	5,000	3.37	16,850				-233,150
OTHER MIDDLE	270,900	81,500	3.37	274,655				3,755
BABINE	201,000	38,850	3.37	130,925				-70,076
BEAR	15,100	N/I	3.37	UNK				UNK
TOTAL:	2,097,800	653,350		2,201,790				1,182,105

2005 Area 5 Fishing Notes

- Expected surplus of 522 thousand Area 5 pinks
- Showed in strength during Week 33 (early Aug.)
- Due to concerns over weak Skeena sockeye return, only seines allowed to fish in Area 5
- Pinks the only species allowed for retention
- 6 openings allowed between August 8th and 22nd
- Minimal fishing effort exerted (19 boat days)
- Total hailed pink catch was 191,219, most of which were caught in Week 33

Area 5 Odd Year Pink Catch and Escapement Summary



2006 AREA 5 PINK EXPECTATIONS

		TARGET	BROOD	RETURN	PROJECTED		
SUB-AREA	ESCAPEMENT	ESC.	RATE	STOCK	RETURNING	SURPLUS	
OUTSIDE BANKS	13,200	N/I	3.37	Unk	Unk		
UPPER PRINCIPE	13,500	N/I	3.37	Unk	Unk		
LOWER PRINCIPE	30,500	N/I	3.37	Unk	Unk		
PETREL CHANNEL	19,000	9,300	3.37	31,341	12,341		
UPPER GRENVILLE	93,300	50,500	3.37	170,185	76,885		
LOWER GRENVILLE	18,000	1,300	3.37	4,381	0		
OGDEN KITKATLA	38,500	6,000	3.37	20,220	0		
PORCHER INLET	28,500	21,500	3.37	72,455	0		
TOTAL :	254,500	88,600		298,582	89,226		

2005 Area 6 Fishing Notes

- Expected surplus of 2.9 Million Area 6 pinks
- Showed in strength during Week 30 (mid-July)
- Pink-directed fishery off Gil Island starting July 11 and ending August 15 for seines only
- Pinks also taken incidental to chum-directed fisheries July 11 to August 15 by gillnet and seine

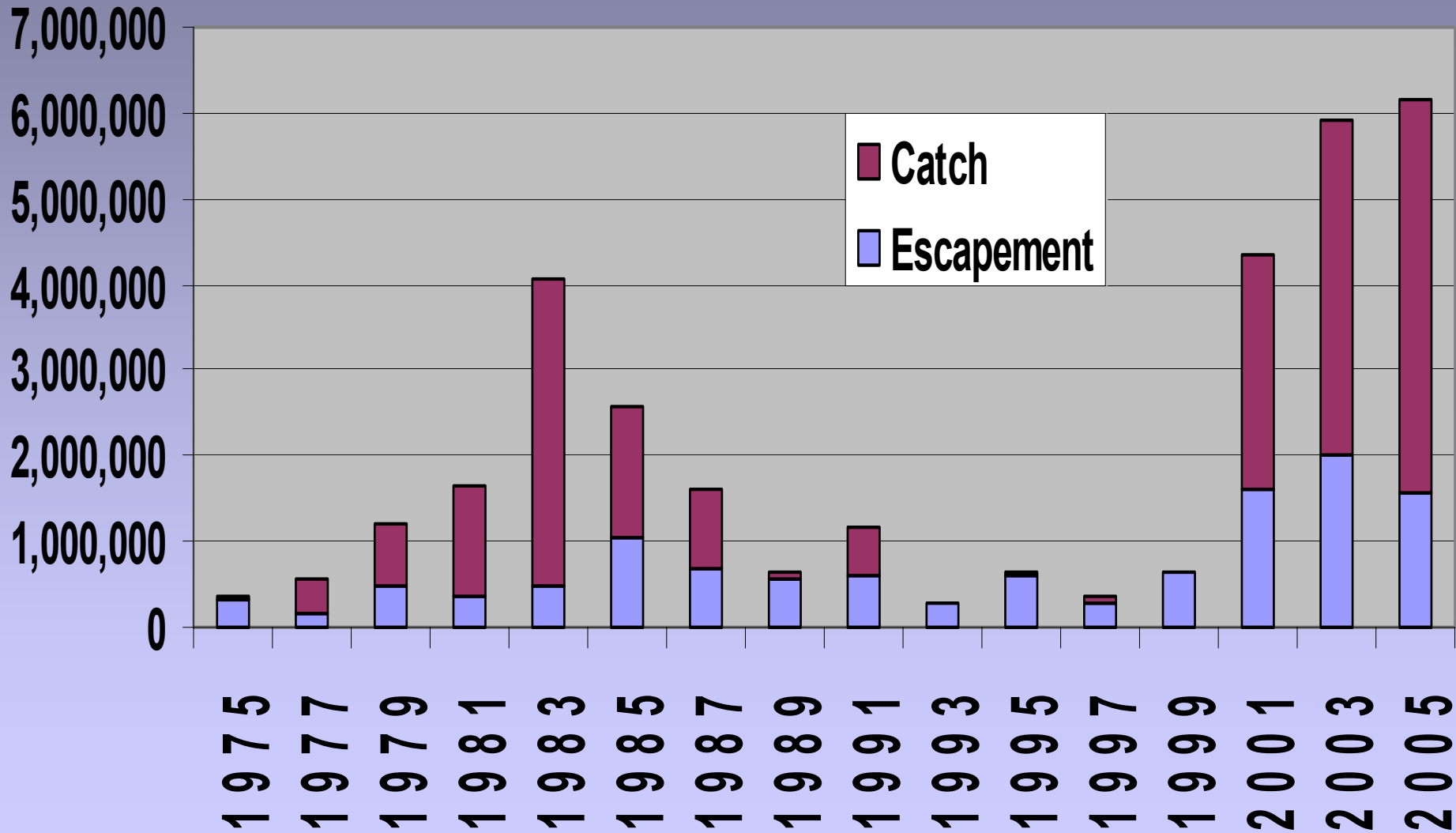
Area 6 Gillnet Fishing Notes

- Gillnets allowed 16 openings between July 11 and August 9, confined to Douglas Channel terminal area to focus on surplus Kitimat River chums
- Total effort of 909 boat days hailed a catch of 78,561 pieces
- Caught incidentally during terminal chum-directed fishery

Area 6 Seine Fishing Notes

- Seines allowed 18 openings between July 11 and August 15
- Total effort of 387 boat days hailed a catch of 4,510,843 pieces
- Caught in pink-directed openings around Gil Island and incidental to terminal and mixed stock chum-directed fisheries

Area 6 Odd Year Pink Catch and Escapement Summary



AREA 6 PINK EXPECTATIONS - 2006

						PROJECTED		
		BROOD	% AGE	RETURN	RETURNING			AVAILABLE
SUB AREA:	YEAR	ESC.	COMP	RATE	STOCK	TARGET		SURPLUS
GARDNER CANAL	2004	70,200	100	2.2	154,440	200,000		0
KITIMAT ARM	2004	135,700	100	2.2	298,540	322,150		43,890
DOUGLAS/URSULA/ DEVASTATION	2004	260,600	100	2.2	573,320	336,300		237,020
FRASER/GRAHAM REACH	2004	46,584	100	2.2	102,485	187,300		0
CAMPANIA SOUND/ LAREDO CHANNEL	2004	212,300	100	2.2	467,060	193,700		273,360
LAREDO SOUND	2004	22,235	100	2.2	48,917	105,000		0
ARISTAZABAL ISLAND WEST	2004	N/I	100	2.2	0	102,800		0
TOTAL =		747,619			1,644,762	1,344,450		554,270

2005 NORTH COAST HAILED CATCH AND ESCAPEMENT SUMMARY

HAILED CATCH

TOTAL NET

AREA

GN

SN

CATCH

ESCAPEMENT

1	0	0	0	2
2W	2	0	2	32
2E	0	0	0	51,249
3	274,264	2,221,381	2,495,645	917,635
4	0	0	0	1,197,122
5	0	191,219	191,219	51,249
6	79,027	4,510,843	4,589,870	1,569,275

TOTAL

353,923

6,923,443

7,276,736

3,786,564

2006 Areas 1-6 Expectations Summary

Area	TARGET ESCAPEMENT	BROOD ESC.	RETURNING STOCK	SURPLUS
1, 2W & 2E	2,291,626	401,965	324,905	68,120
3	375,500	542,500	1,828,225	1,500,340
4	2,097,800	653,350	2,201,790	1,182,105
5	254,500	88,600	298,582	89,226
6	1,344,450	747,619	1,644,762	554,270
TOTAL	6,363,876	2,434,034	6,298,263	3,394,061