








# POWERED HAND TOOLS

## SAFETY REMINDER













### Electric hand tools

---

-  Ensure tools are double insulated or grounded.
-  Keep all guards in place and functioning.
-  Use only for designated purpose.
-  Maintain control switches in operating condition.
-  Arrange electrical cords to prevent tripping hazards.
-  Use only the correct accessories (saw blades, grinding wheels).
-  Disconnect power source before changing accessories.

### Powder actuated tools

---

-  Ensure operators are trained and competent in tool use.
-  Store tool and cartridges in storage case.
-  Inspect tool before using.
-  Use only cartridges and fasteners designed for tool.
-  Select correct cartridges for task.
-  Ensure proper eye protection is used.
-  Tool must have two separate firing-actions: pulling trigger and pressing the tool against the surface.
-  Do not fire a fastener through an existing hole.
-  Do not fire a fastener into unusually hard or brittle surfaces.
-  Do not fire into a steel surface with incorrect fastener.
-  Do not fire within proximity of other workers.
-  Do not point the tool at anyone.