



# Your Septic System

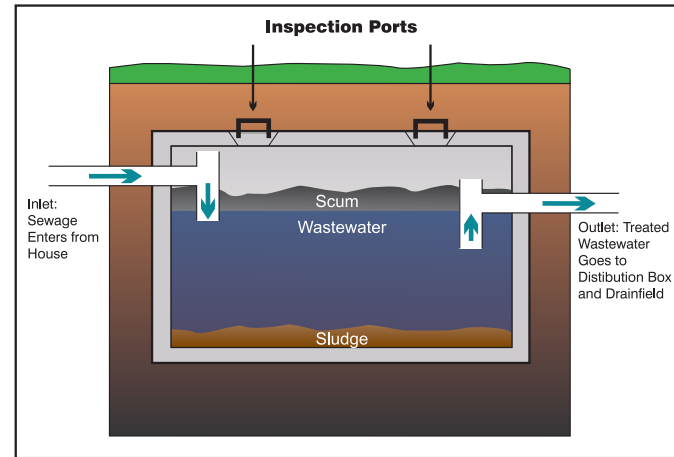
## A Reference Guide for Homeowners



New  Nouveau  
**Brunswick**  
C A N A D A  
Health and Wellness

### Caring For Your Septic System

The accumulated solids in the bottom of the septic tank should be pumped out every two to three years to prolong the life of your system. Septic systems must be maintained regularly to stay working.



**Neglect or abuse of your septic system can cause it to fail. Failing septic systems can:**

- cause a serious health threat to your family and neighbours;
- degrade the environment, especially lakes, streams and groundwater;
- reduce the value of your property;
- be very expensive to repair, and;
- put thousands of water supply users at risk if you live in a public water supply watershed and fail to maintain your system.

**Be alert to these warning signs of a failing system:**

- sewage surfacing over the disposal field (especially after storms);
- sewage back-ups in the house;
- lush, green growth over the disposal field;
- slow draining toilets or drains, and;
- sewage odours.

CNB - 2257 - 11/03

### Tips To Avoid Trouble

- Do have your tank pumped out and system inspected every two to three years by a licensed septic pumper (listed in the yellow pages).
- Do keep a record of pumping, inspections, and other maintenance.
- Do practice water conservation. Repair dripping faucets and leaking toilets, run washing machines and dishwashers only when full, avoid long showers, and use water-saving features in faucets, shower heads and toilets.
- Do learn the location of your tank and disposal field. Keep a sketch of it handy for service visits.
- Do divert roof drains and surface water from driveways and hillsides away from the septic system. Keep sump pumps and house footing drains away from the septic system as well.
- Do take leftover hazardous household chemicals to your approved hazardous waste collection center for disposal. Use bleach, disinfectants, and drain and toilet bowl cleaners sparingly and in accordance with product labels.
- Don't allow anyone to drive or park over any part of the system. The area over the disposal field should be left undisturbed with only a mowed grass cover. Roots from nearby trees or shrubs may clog and damage your distribution pipe.
- Don't make or allow repairs to your septic system without obtaining the required Public Health permit. Use professional licensed septic installers.
- Don't use commercial septic tank additives. These products usually do not help and some may hurt your system in the long run.
- Don't use your toilet as a trash can by dumping nondegradables down your toilet or drains. Also, don't poison your septic system and the groundwater by pouring harmful chemicals down the drain. They can kill the beneficial bacteria that treat your wastewater.

**Keep the following materials out of your septic system:**

#### Poisons:

gasoline, oil, paint, paint thinner, pesticides, antifreeze, etc.

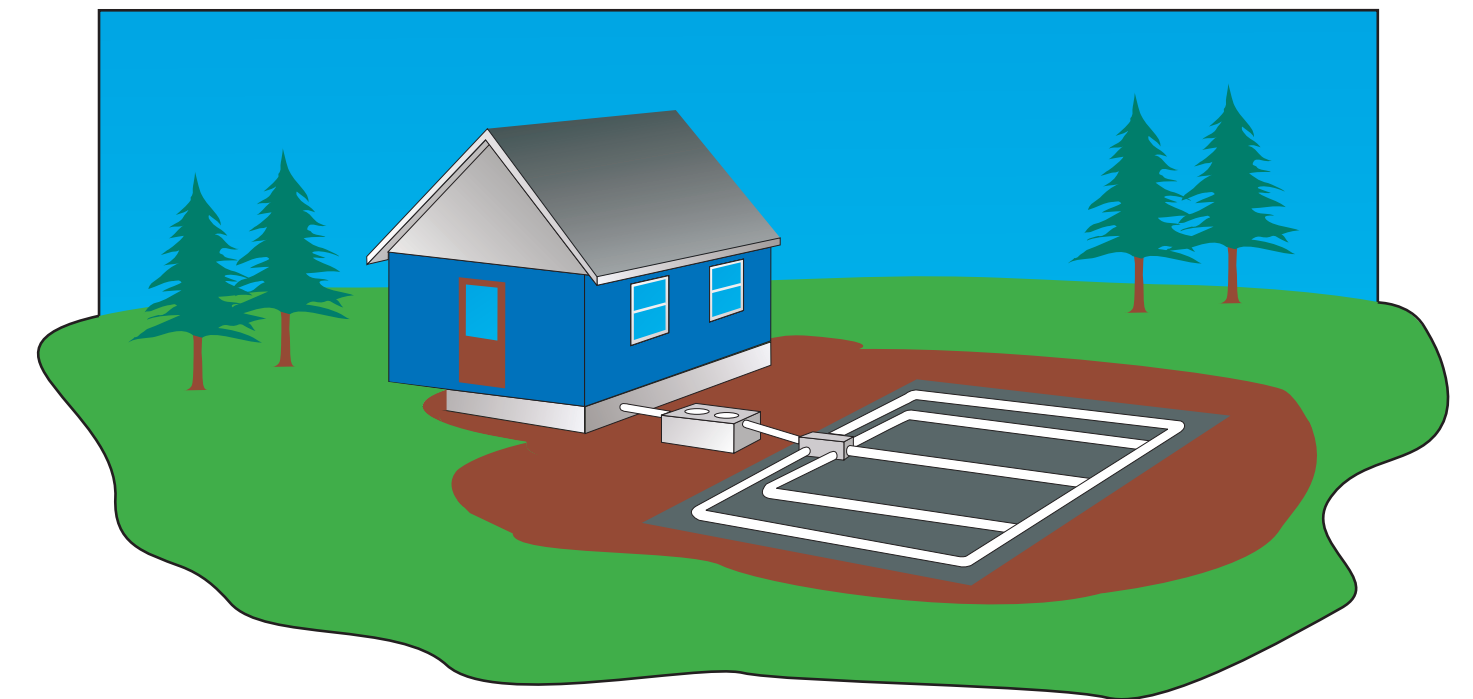
#### Nondegradables:

grease, disposable diapers, plastics, etc.

### Septic Systems Explained

Septic systems are individual wastewater treatment systems that use the soil to treat small wastewater flows, usually from individual homes. They are typically used in rural or large lot settings where centralized wastewater treatment is impractical.

There are many types of septic systems in use today. While all septic systems are individually designed for each site, most septic systems are based on the same principles.



For further information please contact your local Public Health Inspection office.

Printed with the permission of West Virginia University's Department of Technology Education for the National Small Flows Clearinghouse.

### A Conventional Septic System

A septic system consists of a septic tank, a distribution box and a disposal field.

Your septic system treats your household wastewater by temporarily holding it in the septic tank where heavy solids and lighter scum are allowed to separate from the wastewater. This separation process is known as primary treatment. The solids stored in the tank are decomposed by bacteria and later removed, along with the lighter scum, by a professional septic tank pumper.

After the partially treated wastewater leaves the tank, it flows into a distribution box, which separates this flow evenly into a network of absorption trenches. Drainage holes at the bottom of each line allow the wastewater to drain into gravel trenches for temporary storage. This effluent then slowly seeps into the subsurface soil where it is further treated and purified (secondary treatment). A properly functioning septic system does not pollute the groundwater.