



INCIDENT CONTROL AND DECONTAMINATION

Produced by the Canadian Nuclear Safety Commission for First Responders

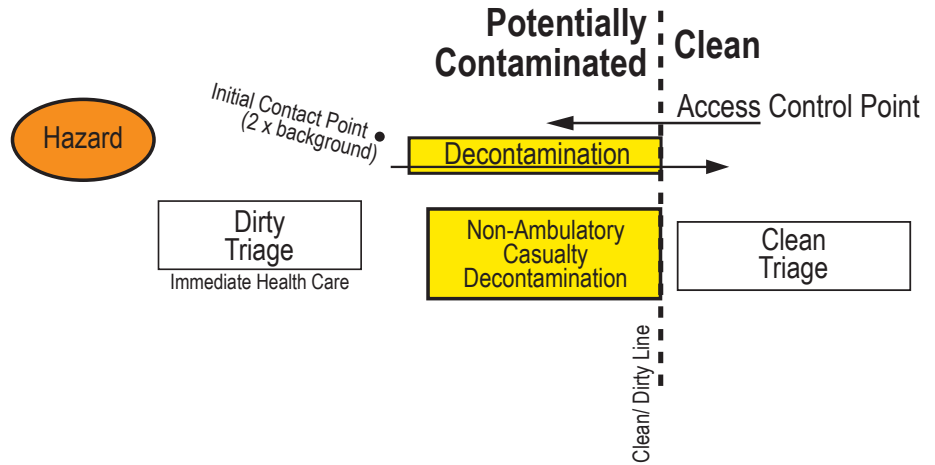
**THE FOLLOWING ARE RECOMMENDATIONS ONLY.
LOCAL OR PROVINCIAL PROCEDURES AND PROTOCOLS MUST BE FOLLOWED**

Initial Response and Scene Control:

The general procedure at the start of any response is RECCE, Rescue, Decontamination and Zoning. The main priority during the entire response is to manage the Clean/Dirty Line.

Remember:

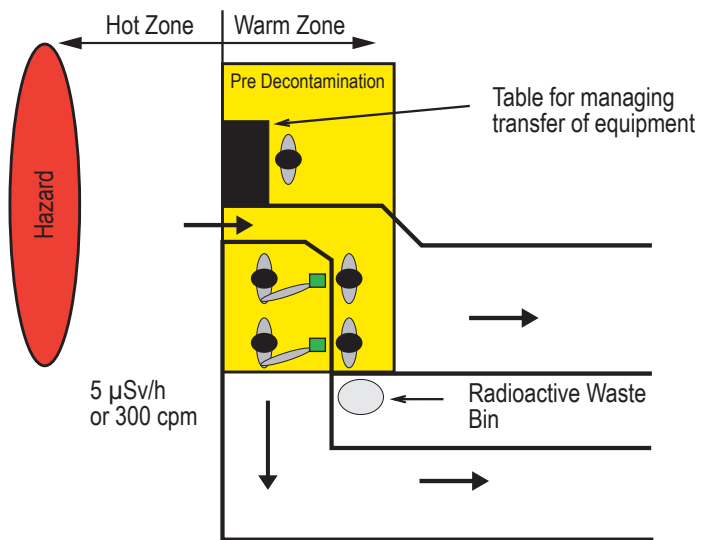
1. RECCE
2. Rescue
3. Decontamination
4. Zoning



Pre Decontamination:

- At the edge of the hot zone, measure the lowest obtainable reading with a contamination meter. Any reading above this number is to be considered as contamination.
- With back to hazard, scan slowly with contamination meter 2-5 cm from surface of personal protective equipment (PPE) with priority to boots and gloves.
- Remove and bag any PPE that is contaminated.
- If contamination is found under PPE, proceed to final decontamination.

PRE DECONTAMINATION SET UP AT HOT ZONE



Continued → See side 2

Canadian Nuclear Safety Commission 24-hr Duty Officer's number: (613) 995-0479



INCIDENT CONTROL AND DECONTAMINATION

Produced by the Canadian Nuclear Safety Commission for First Responders

**THE FOLLOWING ARE RECOMMENDATIONS ONLY.
LOCAL OR PROVINCIAL PROCEDURES AND PROTOCOLS MUST BE FOLLOWED.**

(continued)

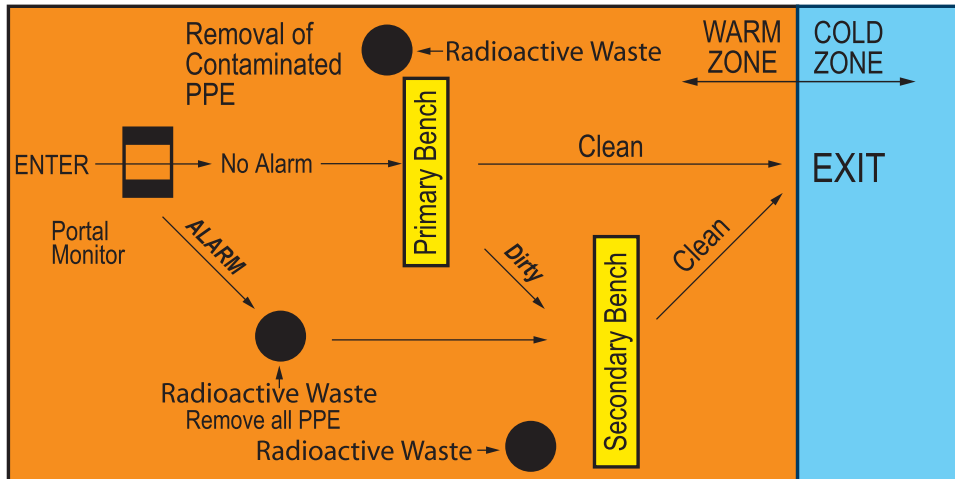
Final Decontamination:

- **Portal Monitor:** Proceed into the Portal Monitor, pause for 5-10 seconds, then rotate 90 degrees and pause again for 5-10 seconds to ensure all four sides of the person are monitored. If alarm sounds, remove PPE and proceed to Secondary Bench. If PPE was already removed prior to using the Portal Monitor or no Portal Monitor is available, move to the Primary Bench.

Remember: most Portal Monitors only detect gamma radiation, therefore monitoring at the Primary Bench is still required.

- **Primary Bench:** Full-body monitoring, starting with hands (both sides), then head, arms (extended out to the side), torso, legs and bottom of the feet (the entire process should take approximately five minutes). Remove contaminated PPE after any measurement exceeding twice background. Once PPE is removed, proceed to Secondary Bench. Clean persons may exit at this point.
- **Secondary Bench:** Repetition of full-body monitoring (with PPE off) and all decontamination cleaning are performed at this location. The least aggressive method should be used to clean the skin. Avoid abrading the skin (wet wipes are effective and easy to dispose of). Any removed clothing must be bagged and tagged.
- Once clean, person and/or object may exit.

FINAL DECONTAMINATION



Canadian Nuclear Safety Commission 24-hr Duty Officer's number: (613) 995-0479