

1

Retail Motor Fuel Prices in the Yukon

Average prices as of October 25th, 2006

	Self-Serve		
	regular	premium	diesel
Whitehorse	98.3	104.9	99.1
Beaver Creek	120.3	120.9	120.3
Carcross	113.9	129.9	121.9
Carmacks	109.9	109.9	109.9
Dawson City	121.6	121.6	121.6
Destruction Bay	109.9	117.9	109.9
Faro	-	-	-
Haines Junction	107.7	107.7	107.7
Mayo	117.9	132.9	121.9
Pelly Crossing	111.9	-	113.9
Ross River	119.9	-	124.9
Tagish	104.9	106.8	109.4
Teslin	99.9	105.9	100.9
Watson Lake	109.9	119.6	106.9

	Full-Serve			
	regular	premium	diesel	propane
Whitehorse	98.8	112.3	103.6	64.4
Carmacks	-	-	-	94.0
Dawson City	N/A	-	N/A	98.5
Faro	112.9	119.9	124.9	90.9
Haines Junction	105.9	-	105.9	79.5
Mayo	117.9	-	122.9	92.3
Teslin	-	-	-	90.9
Watson Lake	116.9	-	117.9	89.9

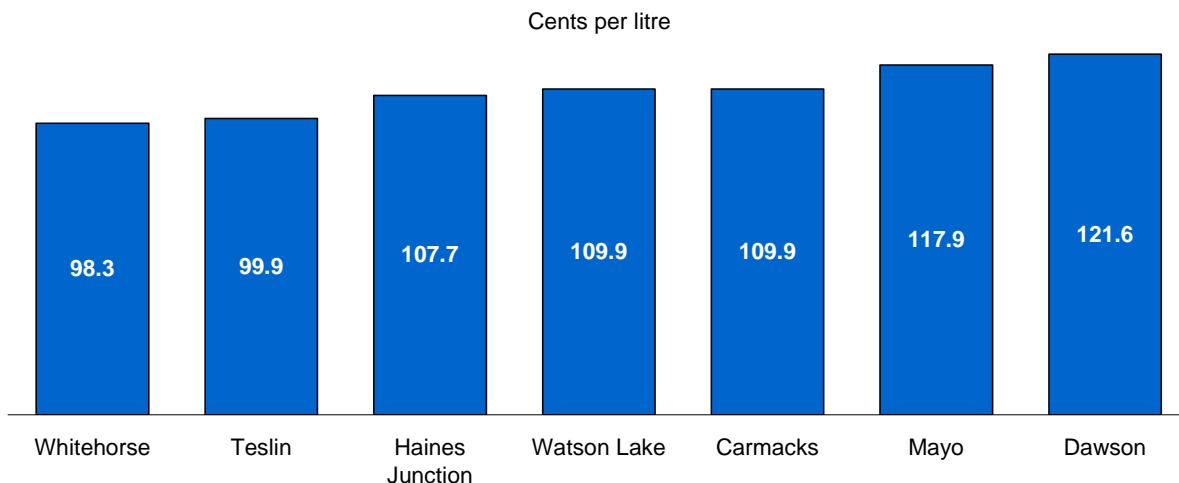
Note: All prices are Canadian cents per litre, including all applicable taxes.
 "-" Indicates this service is not available in this community at this time.

Current average gasoline prices for regular self-serve in the Yukon range from 98.3¢ per litre in Whitehorse to 121.6¢ per litre in Dawson City. The price for premium self-serve ranges from 104.9¢ per litre in Whitehorse to 132.9¢ per litre in Mayo. The lowest price for self-serve diesel is in Whitehorse—99.1¢ per litre.

For full-serve regular gasoline, the average price ranges from 98.8¢ per litre in Whitehorse to 117.9¢ per litre in Mayo. The price for full-serve diesel ranges from 103.6¢ per litre in Whitehorse to 124.9¢ per litre in Faro. In Mayo and Haines Junction, full-serve was cheaper than self-serve for regular gas and also in Haines Junction for diesel.

Whitehorse has the lowest price for propane, at 64.4¢ per litre, while Dawson City has the highest, at 98.5¢ per litre.

**Average Retail Gasoline Prices
 Regular Self-Serve — October 25th, 2006**



2

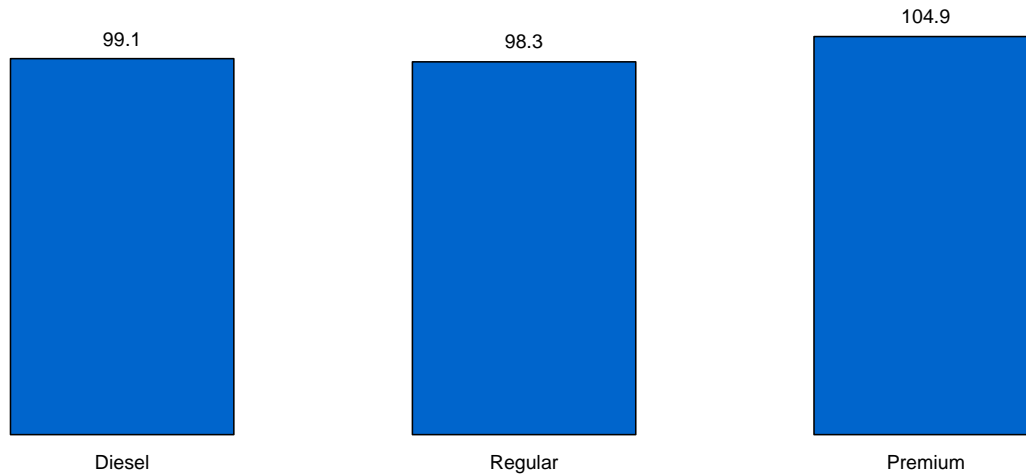
Retail Motor Fuel Prices — Whitehorse

	Self-Serve				Full-Serve				
	regular	mid-grade	premium	diesel	regular	mid-grade	premium	diesel	propane
25-Oct-06	98.3	-	104.9	99.1	98.8	-	112.3	103.6	64.4
11-Oct-06	99.8	-	106.9	100.7	101.3	-	115.7	104.9	80.9
27-Sep-06	108.1	NA	113.8	108.8	110.3	NA	122.9	116.6	82.4
13-Sep-06	112.9	117.2	119.5	112.0	112.8	118.9	125.4	118.6	83.9
30-Aug-06	119.1	123.2	125.1	114.8	119.8	122.9	128.9	120.2	83.9
16-Aug-06	120.7	125.2	127.1	115.0	124.6	127.4	132.4	117.2	84.9
2-Aug-06	119.2	123.9	124.9	112.1	121.1	122.9	128.9	114.2	84.9
19-Jul-06	118.9	123.9	124.6	111.7	119.8	122.9	127.5	112.6	83.4
5-Jul-06	113.0	117.6	121	109.6	119.0	122.9	127.5	112.6	83.4
21-Jun-06	113.8	121.2	122.3	110.2	118.2	122.9	127.5	110.6	82.1
7-Jun-06	113.3	118.6	121.3	109.1	118.2	122.9	127.5	109.9	83.6
24-May-06	113.6	118.6	121.2	109.1	118.2	122.9	127.5	110.6	83.6
10-May-06	115.1	118.6	122.9	108.3	118.2	122.9	127.5	110.6	82.2
26-Apr-06	117.5	122.9	123.6	109.1	119.8	123.2	127.5	114.2	82.2
12-Apr-06	116.6	123.4	122.3	107.8	119.8	123.2	127.5	114.2	80.2
29-Mar-06	104.9	110.3	111.6	103.8	105.8	109.7	113.9	105.2	80.2
15-Mar-06	99.5	104.3	107.4	100.7	101.0	105.9	110.9	100.9	80.2
1-Mar-06	100.5	104.3	108.7	100.9	101.0	105.9	110.9	100.9	80.2
15-Feb-06	105.6	109.9	111.9	104.3	105.8	109.4	114.1	109.9	80.9
1-Feb-06	105.6	109.9	111.9	105.9	105.8	109.4	114.1	114.2	83.2
18-Jan-06	105.8	110.0	111.9	108.0	105.8	109.4	114.1	114.2	83.2
4-Jan-06	105.6	110.0	112.0	108.2	105.8	109.4	114.1	113.6	83.2
21-Dec-05	106.1	110.0	113.1	109.5	106.6	110.1	114.9	113.6	83.2
7-Dec-05	106.1	110.0	112.7	109.2	106.6	110.1	114.9	115.6	81.6
23-Nov-05	108.8	113.0	115.9	111.2	109.2	113.1	118.3	117.6	80.6
9-Nov-05	108.8	113.2	116.1	111.5	109.2	114.1	118.9	117.6	80.6
26-Oct-05	114.4	118.0	120.7	110.5	113.8	117.4	121.7	119.9	81.6
12-Oct-05	119.1	123.5	125.1	109.1	119.4	122.1	126.1	110.6	81.6
September '05	120.7	125.5	126.4	106.7	121.6	124.7	127.7	110.2	81.4
August '05	112.1	116.3	117.8	101.9	113.2	116.8	119.7	107.8	82.8
July '05	106.3	110.2	111.9	99.9	106.7	110.1	113.5	102.6	82.2
June '05	102.1	105.7	108.0	97.0	102.3	105.9	110.4	100.4	84.7
May '05	102.4	105.9	108.7	97.7	102.8	106.1	111.1	100.6	84.7
April '05	104.8	108.4	110.6	99.3	105.4	108.8	112.4	100.2	84.7
March '05	98.3	101.6	103.8	95.1	99.5	103.6	106.7	98.9	84.0
February '05	92.5	96.6	99.6	89.3	93.4	97.8	104.4	90.6	84.3
January '05	90.5	94.2	97.4	86.6	91.3	96.3	104.6	89.4	83.2
December '04	94.0	98.2	101.3	87.9	94.4	100.3	105.9	90.7	83.2
November '04	99.6	104.8	106.1	88.7	100.7	105.6	109.0	90.2	83.2
October '04	99.6	104.6	105.7	87.3	100.6	105.4	108.4	88.6	83.2
September '04	95.8	100.4	102.4	83.1	96.6	101.2	106.1	86.4	82.7
August '04	95.8	100.4	102.4	81.7	97.0	101.2	106.2	86.3	80.2
July '04	97.8	102.7	104.2	81.8	98.7	103.1	107.9	86.6	79.2
June '04	100.0	104.9	106.0	82.4	101.3	105.9	110.2	85.3	81.5
May '04	99.2	104.1	104.8	82.7	101.4	105.9	108.3	84.3	81.3
April '04	92.3	96.6	98.3	79.8	93.0	98.2	100.4	81.3	78.8
March '04	89.6	94.2	95.6	76.8	90.4	96.6	98.2	79.1	77.3
February '04	86.9	91.4	93.2	74.6	87.0	92.7	95.0	75.7	77.3
January '04	78.0	82.9	86.2	73.4	78.8	84.7	89.2	75.4	76.7
December '03	75.1	78.3	84.5	73.2	76.1	82.0	87.5	74.6	76.1
November '03	78.2	82.4	86.1	73.5	78.9	85.0	90.0	74.9	76.1
October '03	79.1	83.7	87.1	75.9	82.1	86.8	91.8	77.3	73.2
September '03	89.7	93.4	95.6	81.8	91.1	96.4	98.4	82.1	72.5
August '03	85.6	90.6	92.1	79.0	87.1	92.9	95.4	80.5	71.5
July '03	85.1	89.8	91.0	78.6	86.9	92.5	94.8	79.9	71.1
June '03	82.3	87.1	89.5	78.4	84.1	89.0	93.0	80.2	71.1
May '03	77.5	87.4	88.5	77.8	82.5	89.1	92.8	80.0	72.5
April '03	82.7	92.2	93.5	81.1	81.1	81.1	81.1	81.1	81.1
March '03	89.1	95.7	97.9	84.8	92.8	98.7	102.3	87.5	78.6
February '03	88.7	94.6	95.9	79.2	90.9	96.2	98.5	82.1	74.6
January '03	84.8	89.2	91.5	75.0	86.4	90.9	93.4	77.9	71.0

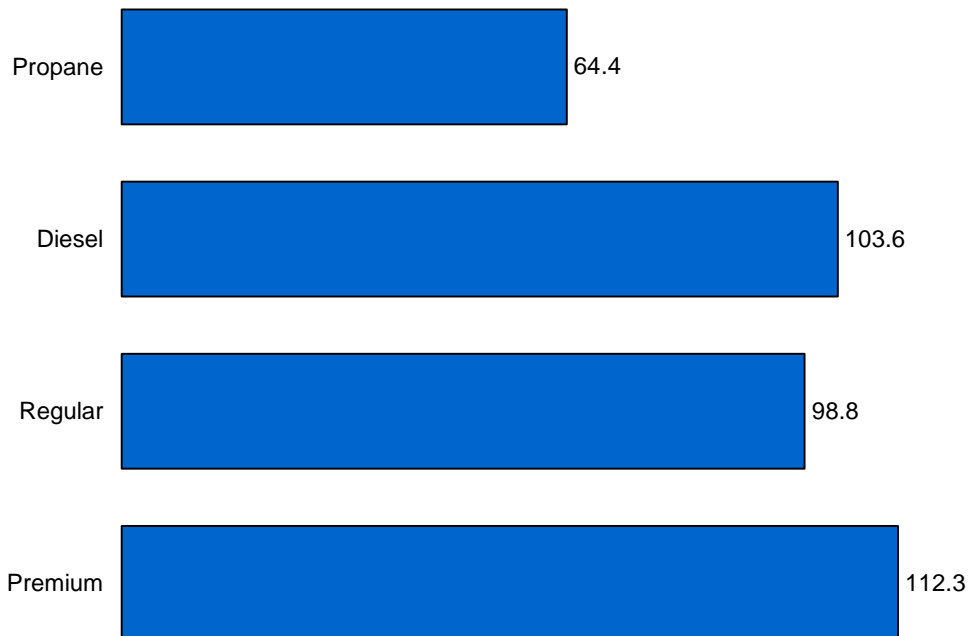
2

Retail Motor Fuel Prices — Whitehorse

Average Self-Serve, as of October 25th, 2006
(cents per litre)



Average Full-Serve, as of October 25th, 2006
(cents per litre)



3

Retail Motor Fuel Prices — Carmacks

	Self-Serve			Full-Serve
	regular	premium	diesel	propane
25-Oct-06	109.9	119.9	108.9	94.0
11-Oct-06	109.9	119.9	106.4	94.0
27-Sep-06	115.9	123.9	113.9	93.0
13-Sep-06	115.9	125.4	123.9	94.0
30-Aug-06	122.9	131.4	128.4	93.0
16-Aug-06	129.9	138.9	126.9	93.0
2-Aug-06	129.9	138.9	123.9	93.0
19-Jul-06	129.9	138.9	120.9	93.0
5-Jul-06	125.9	132.9	121.4	93.0
21-Jun-06	129.9	138.9	123.9	94.0
7-Jun-06	129.9	138.9	123.9	94.0
24-May-06	129.9	138.9	123.9	94.0
10-May-06	129.9	137.4	123.9	93.0
26-Apr-06	124.9	133.9	118.4	93.0
12-Apr-06	119.9	130.4	113.4	93.0
29-Mar-06	107.4	113.9	109.4	93.0
15-Mar-06	104.9	113.9	111.9	93.0
1-Mar-06	108.9	117.9	112.9	93.0
15-Feb-06	108.9	117.9	112.9	93.0
1-Feb-06	108.9	117.9	116.4	93.0
18-Jan-06	108.9	117.9	115.4	93.0
4-Jan-06	108.9	117.9	116.4	93.0
21-Dec-05	108.9	117.9	116.4	93.0
7-Dec-05	110.9	120.4	117.4	93.0
23-Nov-05	112.9	122.4	123.9	93.0
9-Nov-05	112.9	122.4	125.4	93.0
26-Oct-05	121.9	128.4	128.9	93.0
12-Oct-05	125.9	133.9	120.9	93.0
September '05	125.9	133.9	120.9	91.0
August '05	116.9	123.9	109.6	90.0
July '05	109.4	118.7	105.4	92.5
June '05	105.9	115.4	102.9	98.0
May '05	110.9	117.9	106.9	96.0
April '05	110.9	117.9	106.9	96.0
March '05	100.6	108.7	102.1	95.0
February '05	95.4	105.4	96.2	93.0
January '05	94.9	104.7	94.4	93.0
December '04	97.4	105.9	95.9	93.0
November '04	101.7	111.8	97.4	93.0
October '04	100.4	111.7	94.7	93.0
September '04	98.9	108.4	90.9	91.7
August '04	98.9	107.4	90.9	89.0
July '04	101.2	109.4	90.9	92.0
June '04	103.9	110.4	91.2	92.0
May '04	105.9	111.4	91.4	92.0
April '04	94.4	102.2	85.9	89.5
March '04	91.2	98.9	86.2	89.0
February '04	88.9	96.2	79.7	89.0
January '04	80.9	91.4	77.4	88.0
December '03	80.9	91.9	77.2	83.0
November '03	82.4	94.0	78.7	84.0
October '03	86.7	95.6	80.9	84.3
September '03	96.9	102.4	86.9	83.0
August '03	89.7	97.4	84.7	81.0
July '03	87.4	95.2	83.4	80.0
June '03	83.9	93.4	82.4	81.5
May '03	83.7	93.7	84.2	79.0
April '03	94.2	100.0	87.4	86.0
March '03	95.7	101.2	87.9	90.0
February '03	87.9	96.4	83.4	84.0
January '03	84.9	92.9	78.2	82.0

4

Retail Motor Fuel Prices — Dawson City

	Self-Serve			Full-Serve		
	regular	premium	diesel	regular	diesel	propane
25-Oct-06	121.6	126.6	122.4	N/A	N/A	98.5
11-Oct-06	123.3	128.0	123.2	N/A	N/A	98.5
27-Sep-06	129.7	134.7	128.6	N/A	N/A	98.5
13-Sep-06	130.9	135.4	129.6	N/A	N/A	98.5
30-Aug-06	136.1	141.5	131.4	N/A	N/A	98.5
16-Aug-06	138.2	144.0	131.4	N/A	N/A	98.5
2-Aug-06	135.3	141.0	129.7	N/A	N/A	98.5
19-Jul-06	135.3	139.6	129.7	N/A	N/A	98.5
5-Jul-06	133.4	140.0	128.7	N/A	N/A	97.9
21-Jun-06	133.7	139.1	129.0	134.0	134.0	98.5
7-Jun-06	133.7	139.1	129.0	129.0	126.0	95.0
24-May-06	131.2	136.3	128.8	129.0	126.0	95.0
10-May-06	135.7	142.0	131.7	129.0	126.0	95.0
26-Apr-06	136.0	142.0	131.7	129.0	126.0	94.0
12-Apr-06	131.2	137.2	125.8	121.0	120.0	94.0
29-Mar-06	122.4	129.2	126.0	119.0	120.0	86.5
15-Mar-06	120.0	126.7	124.5	119.0	120.0	86.5
1-Mar-06	123.2	129.2	126.2	119.0	120.0	86.5
15-Feb-06	123.2	129.2	126.2	119.0	123.0	86.5
1-Feb-06	123.2	129.2	126.2	115.0	130.0	86.5
18-Jan-06	123.2	129.2	126.0	110.0	125.0	86.5
4-Jan-06	123.2	129.0	126.0	110.0	125.0	86.5
21-Dec-05	123.5	129.2	126.0	110.0	125.0	95.5
7-Dec-05	123.5	129.2	126.0	123.0	125.0	95.5
23-Nov-05	124.1	129.9	124.6	123.0	125.0	95.5
9-Nov-05	125.9	132.1	124.6	123.0	130.0	95.5
26-Oct-05	127.9	134.4	124.9	N/A	N/A	89.9
12-Oct-05	129.1	135.2	124.1	126.0	123.0	89.9
September '05	129.1	135.1	124.1	131.5	121.5	90.7
August '05	118.2	124.1	114.0	120.3	116.0	91.5
July '05	113.4	118.4	109.4	115.5	114.5	91.5
June '05	113.4	118.4	109.2	113.5	111.0	91.5
May '05	113.4	118.4	109.2	112.0	108.0	89.9
April '05	113.3	119.1	108.4	113.0	111.0	89.9
March '05	105.2	115.5	98.5	107.9	107.9	89.9
February '05	104.8	113.3	98.9	107.9	102.9	89.9
January '05	106.7	113.7	96.7	107.9	96.9	89.9
December '04	107.3	115.5	96.4	-	-	89.7
November '04	107.9	116.1	96.1	-	-	89.5
October '04	106.8	113.5	94.9	104.9	91.9	89.5
September '04	106.6	113.0	94.1	99.9	89.9	89.5
August '04	107.2	112.5	93.5	99.9	86.9	87.5
July '04	106.9	113.4	93.1	99.9	86.9	86.3
June '04	106.9	114.1	93.2	100.9	88.4	84.9
May '04	104.8	112.0	92.2	99.4	88.9	82.6
April '04	98.8	106.1	88.5	93.4	84.9	79.5
March '04	97.1	103.2	86.5	91.2	81.2	80.5
February '04	91.4	99.7	81.5	89.9	79.9	78.0
January '04	89.2	98.5	81.5	86.9	79.9	77.0
December '03	89.4	98.8	81.5	-	-	76.0
November '03	89.8	97.9	80.5	-	-	76.0
October '03	93.4	98.0	82.8	-	-	76.3
September '03	96.5	101.2	84.3	-	-	76.5
August '03	93.2	97.6	84.3	-	-	74.2
July '03	89.2	95.8	83.2	-	-	74.2
June '03	88.9	94.8	83.2	-	-	74.2
May '03	90.1	95.3	84.3	-	-	76.0
April '03	96.9	103.0	88.2	91.0	83.0	82.2
March '03	100.6	106.8	88.9	90.5	82.0	84.0
February '03	97.4	103.6	85.5	90.4	81.3	77.8
January '03	92.2	98.5	80.9	90.4	81.3	77.0

5

Retail Motor Fuel Prices — Faro

	Full-Serve			
	regular	premium	diesel	propane
25-Oct-06	112.9	119.9	124.9	90.9
11-Oct-06	118.9	124.9	124.9	90.9
27-Sep-06	123.9	130.9	130.9	90.9
13-Sep-06	126.9	133.9	133.9	90.9
30-Aug-06	129.9	137.9	124.9	90.9
16-Aug-06	135.9	142.9	128.5	90.9
2-Aug-06	130.9	137.9	123.9	90.9
19-Jul-06	130.9	137.9	123.9	90.9
5-Jul-06	130.9	137.9	123.9	90.9
21-Jun-06	130.9	137.9	123.9	90.9
7-Jun-06	130.9	137.9	123.9	90.9
24-May-06	130.9	137.9	123.9	90.9
10-May-06	130.9	137.9	123.9	90.9
26-Apr-06	135.9	142.9	128.9	90.9
12-Apr-06	130.9	137.9	125.9	90.9
29-Mar-06	117.9	124.9	122.9	90.9
15-Mar-06	111.9	118.9	118.9	90.9
1-Mar-06	115.9	122.9	122.9	90.9
15-Feb-06	115.9	122.9	122.9	90.9
1-Feb-06	115.9	122.9	122.9	90.9
18-Jan-06	115.9	122.9	122.9	88.9
4-Jan-06	115.9	122.9	122.9	84.9
<hr/>				
21-Dec-05	117.9	124.9	125.9	84.9
7-Dec-05	117.9	124.9	125.9	84.9
23-Nov-05	120.9	127.9	125.9	84.9
9-Nov-05	120.9	127.9	125.9	84.9
26-Oct-05	126.9	133.9	125.9	84.9
12-Oct-05	131.9	138.9	125.9	84.9
<hr/>				
September '05	131.9	138.9	125.9	84.9
August '05	120.6	127.6	115.2	84.9
July '05	115.4	122.4	112.9	87.4
June '05	110.9	117.9	110.9	89.9
May '05	112.9	119.9	110.9	89.9
April '05	112.9	119.9	110.9	89.9
March '05	105.9	112.9	107.9	94.2
February '05	102.9	110.4	102.4	102.7
January '05	100.9	110.4	100.9	102.7
<hr/>				
December '04	102.9	112.4	103.4	102.7
November '04	108.9	116.9	103.9	102.7
October '04	107.9	112.9	103.9	102.7
September '04	105.9	113.9	95.9	102.7
August '04	105.9	113.9	95.9	100.6
July '04	108.4	115.9	95.9	94.4
June '04	112.4	119.4	95.9	88.9
May '04	105.4	112.4	94.4	88.4
April '04	100.4	107.4	92.9	85.9
March '04	99.2	106.2	91.2	85.9
February '04	93.9	100.9	84.9	85.9
January '04	88.9	97.9	84.9	83.9
<hr/>				
December '03	90.9	97.9	84.9	83.9
November '03	90.9	97.9	85.9	79.9
October '03	93.6	100.6	89.6	79.9
September '03	99.9	106.9	90.9	79.9
August '03	92.9	-	87.9	77.9
July '03	90.9	95.9	87.9	77.9
June '03	88.9	95.9	89.9	77.9
May '03	88.9	95.9	91.5	81.3
April '03	99.2	104.6	91.9	84.7
March '03	100.9	104.9	91.9	84.7
February '03	97.9	101.9	89.4	76.8
January '03	90.9	96.9	79.6	73.1

6

Retail Motor Fuel Prices — Haines Junction

	Self-Serve			Full-Serve		
	regular	premium	diesel	regular	diesel	propane
25-Oct-06	107.7	115.9	109.7	105.9	105.9	79.5
11-Oct-06	106.0	113.9	106.0	NA	NA	NA
27-Sep-06	115.3	122.9	116.9	114.9	114.9	79.5
13-Sep-06	118.5	125.3	118.9	114.9	114.9	79.5
30-Aug-06	126.9	134.6	119.4	126.9	116.9	79.5
16-Aug-06	127.2	134.6	119.4	126.9	116.9	79.5
2-Aug-06	122.4	130.3	115.7	121.9	115.9	79.5
19-Jul-06	121.2	127.4	114.2	121.9	115.9	79.5
5-Jul-06	121.2	129.2	115.7	117.9	112.9	79.5
21-Jun-06	119.9	127.4	114.2	117.9	112.9	79.5
7-Jun-06	120.9	127.4	114.4	117.9	112.9	79.5
24-May-06	115.4	128.4	115.9	117.9	112.9	79.5
10-May-06	122.0	129.4	114.9	119.9	112.9	79.5
26-Apr-06	122.4	129.4	116.4	119.9	112.9	79.5
12-Apr-06	119.0	126.0	115.0	113.9	109.9	79.5
29-Mar-06	108.9	114.4	112.9	107.9	107.9	79.5
15-Mar-06	107.4	114.4	111.4	104.9	104.9	79.5
1-Mar-06	107.4	117.4	111.4	104.9	104.9	79.5
15-Feb-06	109.9	116.9	109.9	110.9	110.9	79.5
1-Feb-06	110.9	116.9	110.9	110.9	107.9	79.5
18-Jan-06	110.9	116.9	110.9	110.9	107.9	79.5
4-Jan-06	110.9	116.9	110.9	110.9	107.9	79.5
21-Dec-05	113.9	120.9	117.9	110.9	107.9	79.5
7-Dec-05	113.9	120.9	117.9	110.9	107.9	79.5
23-Nov-05	116.4	123.4	118.9	115.9	112.9	79.5
9-Nov-05	120.9	128.4	120.4	115.9	112.9	79.5
26-Oct-05	122.9	130.9	115.9	119.9	112.9	79.5
12-Oct-05	123.9	131.9	116.9	119.9	112.9	79.5
September '05	123.2	130.9	115.9	120.9	111.4	79.7
August '05	112.8	120.4	105.2	110.6	103.9	86.5
July '05	107.7	114.6	102.3	105.9	101.4	86.5
June '05	104.2	111.6	103.6	103.9	99.4	86.5
May '05	105.3	112.3	101.3	102.9	98.9	86.5
April '05	105.4	112.4	101.4	103.9	99.9	86.5
March '05	100.4	107.6	96.7	97.9	94.2	84.5
February '05	98.9	106.15	93.4	95.9	90.9	80.5
January '05	98.4	105.9	91.9	94.9	88.9	80.5
December '04	99.2	106.7	92.9	96.4	88.9	80.5
November '04	100.9	107.65	92.9	99.9	88.9	80.5
October '04	99.2	107.0	93.2	99.9	87.9	81.2
September '04	98.2	105.2	87.2	96.9	83.9	81.9
August '04	98.2	105.2	86.6	96.9	81.9	81.9
July '04	99.6	106.2	86.0	96.9	81.9	81.9
June '04	100.7	106.9	85.4	-	-	-
May '04	98.6	104.4	85.3	-	-	-
April '04	93.2	99.2	83.2	-	-	-
March '04	90.8	96.2	80.4	-	-	-
February '04	86.2	91.9	77.9	-	-	-
January '04	81.9	88.9	77.9	-	-	-
December '03	81.9	88.9	77.9	-	-	-
November '03	82.2	90.6	78.6	-	-	-
October '03	84.8	92.6	80.1	82.2	77.2	69.0
September '03	90.9	97.7	82.2	86.9	79.9	69.0
August '03	86.1	93.3	79.6	82.9	76.9	69.0
July '03	84.2	91.6	79.6	82.9	76.9	69.0
June '03	83.8	91.8	79.2	82.9	76.9	69.0
May '03	86.6	94.8	82.8	85.9	80.9	74.0
April '03	91.6	98.4	85.9	90.2	82.9	74.0
March '03	95.5	101.3	86.3	94.9	83.9	74.0
February '03	90.9	96.4	81.4	88.9	77.9	69.0
January '03	85.9	91.9	75.4	84.9	73.9	64.0

7

Retail Motor Fuel Prices — Mayo

	Self-Serve			Full-Serve			
	regular	premium	diesel	regular	premium	diesel	propane
25-Oct-06	117.9	132.9	121.9	117.9	-	122.9	92.3
11-Oct-06	117.9	132.9	121.9	117.9	-	122.9	92.3
27-Sep-06	121.9	132.9	125.9	134.9	-	128.9	92.3
13-Sep-06	129.9	132.9	129.9	134.9	-	128.9	92.3
30-Aug-06	129.9	132.9	129.9	134.9	-	128.9	92.3
16-Aug-06	129.9	132.9	129.9	134.9	-	127.9	n/a
2-Aug-06	124.9	132.9	124.9	132.4	-	128.9	93.2
19-Jul-06	124.9	132.9	124.9	132.4	-	127.4	93.2
5-Jul-06	124.9	132.9	124.9	124.4	-	127.4	93.2
21-Jun-06	124.9	132.9	124.9	124.4	-	127.4	93.2
7-Jun-06	124.9	132.9	124.9	124.4	-	127.4	93.2
24-May-06	124.9	132.9	124.9	124.4	-	127.4	92.3
10-May-06	124.9	132.9	124.9	124.4	-	127.4	92.3
26-Apr-06	124.9	132.9	124.9	124.4	-	127.4	92.3
12-Apr-06	114.9	132.9	121.9	115.4	-	127.4	92.3
29-Mar-06	114.9	132.9	121.9	115.4	-	127.4	92.3
15-Mar-06	110.9	132.9	121.9	115.4	-	127.4	92.3
1-Mar-06	110.9	132.9	121.9	115.4	-	127.4	92.3
15-Feb-06	110.9	132.9	121.9	115.4	-	127.4	92.3
1-Feb-06	110.9	132.9	121.9	115.4	-	127.4	92.3
18-Jan-06	110.9	132.9	121.9	115.4	-	127.4	92.3
4-Jan-06	122.9	132.9	129.9	115.4	-	127.4	92.3
21-Dec-05	122.9	132.9	124.9	115.4	-	127.4	92.3
7-Dec-05	122.9	132.9	129.9	115.4	-	127.4	92.3
23-Nov-05	124.9	132.9	129.9	124.9	-	129.9	87.0
9-Nov-05	124.9	132.9	129.9	124.9	-	129.9	87.0
26-Oct-05	127.9	135.9	121.9	130.4	-	124.4	87.0
12-Oct-05	127.9	135.9	121.9	130.4	-	124.4	87.0
September '05	124.4	132.4	117.4	127.9	-	120.7	87.0
August '05	114.6	122.6	107.9	114.2	-	106.2	85.7
July '05	111.5	119.5	105.5	109.9	-	99.4	87.0
June '05	111.9	119.9	105.9	109.9	-	99.4	90.0
May '05	110.9	119.9	103.9	109.9	-	99.4	90.0
April '05	109.9	119.9	105.9	109.9	-	99.4	90.0
March '05	99.9	109.9	98.9	102.9	-	92.1	90.0
February '05	99.4	109.9	96.9	102.9	-	88.9	90.0
January '05	100.9	109.9	94.9	102.9	-	88.9	90.0
December '04	102.9	109.9	94.9	102.9	-	88.9	90.0
November '04	105.9	112.9	94.9	102.9	-	88.9	90.0
October '04	105.9	112.9	94.9	102.9	107.9	88.9	90.0
September '04	102.9	109.9	89.9	102.9	107.9	88.9	88.6
August '04	102.9	109.9	89.9	102.9	107.9	88.9	85.7
July '04	102.9	109.9	89.9	102.9	107.9	88.9	83.2
June '04	102.9	109.9	89.9	102.9	107.9	88.9	83.2
May '04	99.9	106.9	88.9	102.2	107.9	88.9	-
April '04	91.4	97.4	84.9	92.9	97.9	80.9	-
March '04	89.9	94.9	81.9	91.4	97.2	80.9	-
February '04	83.9	94.9	79.9	86.9	92.9	78.9	-
January '04	83.9	94.9	79.9	86.9	92.9	78.9	-
December '03	83.9	94.9	79.9	86.9	92.9	78.9	79.2
November '03	84.9	94.9	79.9	86.9	92.9	78.9	79.2
October '03	85.9	94.9	79.9	93.9	102.9	83.4	75.2
September '03	-	-	-	91.4	99.4	81.7	74.7
August '03	-	-	-	85.9	95.9	79.9	72.7
July '03	-	-	-	85.9	95.9	79.9	72.7
June '03	-	-	-	85.9	95.9	79.9	72.7
May '03	-	-	-	91.2	105.9	83.7	72.7
April '03	-	-	-	96.1	105.9	86.9	77.7
March '03	-	-	-	96.2	99.9	86.9	81.7
February '03	-	-	-	90.9	97.9	78.9	82.2
January '03	-	-	-	88.9	96.9	77.9	82.7

8

Retail Motor Fuel Prices — Teslin

	Self-Serve				Full-Serve
	regular	mid-grade	premium	diesel	propane
25-Oct-06	99.9	-	105.9	100.9	90.9
11-Oct-06	106.4	-	108.9	107.4	90.0
27-Sep-06	111.0	-	115.0	112.5	90.0
13-Sep-06	115.5	117.0	120.0	116.5	90.0
30-Aug-06	119.9	122.9	125.9	116.9	90.0
16-Aug-06	123.9	126.9	129.9	117.9	90.0
2-Aug-06	118.5	120.9	123.9	111.4	90.0
19-Jul-06	118.9	120.9	123.9	109.9	90.0
5-Jul-06	114.4	115.9	118.9	108.9	90.0
21-Jun-06	112.9	115.9	118.9	110.4	90.0
7-Jun-06	112.9	115.9	118.9	106.9	90.0
24-May-06	112.9	115.9	118.9	106.4	90.0
10-May-06	112.9	115.9	118.9	106.4	87.9
26-Apr-06	119.0	121.9	123.9	104.9	84.9
12-Apr-06	119.0	121.0	123.0	103.5	84.9
29-Mar-06	105.9	107.9	109.9	104.4	95.9
15-Mar-06	99.9	101.9	103.9	102.4	95.9
1-Mar-06	99.9	101.9	103.9	102.4	95.9
15-Feb-06	105.9	107.9	109.9	110.4	95.9
1-Feb-06	105.9	107.9	109.9	112.9	94.9
18-Jan-06	105.9	107.9	109.9	112.9	95.9
4-Jan-06	105.9	107.9	109.9	112.9	86.9
21-Dec-05	107.4	107.9	109.9	112.9	86.9
7-Dec-05	107.4	107.9	109.9	112.9	86.9
23-Nov-05	113.9	112.9	114.9	116.9	86.9
9-Nov-05	113.9	112.9	114.9	116.9	86.9
26-Oct-05	117.9	118.9	120.9	116.9	84.9
12-Oct-05	120.9	122.9	124.9	109.4	84.9
September '05	119.7	120.9	123.4	108.4	84.4
August '05	111.1	113.2	115.9	103.6	85.9
July '05	105.2	107.9	110.4	100.2	85.4
June '05	99.9	102.9	105.9	95.9	84.9
May '05	101.7	104.9	107.9	98.9	95.4
April '05	103.9	106.9	109.9	101.9	-
March '05	97.6	100.6	103.8	95.2	-
February '05	92.4	95.4	98.2	88.9	-
January '05	90.7	92.9	95.9	87.4	-
December '04	94.7	96.4	99.4	87.4	-
November '04	98.9	101.9	104.9	86.4	-
October '04	98.9	101.9	104.9	86.2	-
September '04	94.9	97.9	100.9	83.9	-
August '04	95.2	97.9	100.9	82.9	-
July '04	97.4	99.9	102.9	82.9	-
June '04	99.4	101.9	104.9	82.9	-
May '04	96.9	99.4	102.4	82.9	-
April '04	91.2	92.9	95.9	81.9	-
March '04	88.7	91.2	93.9	79.2	-
February '04	84.9	86.9	88.9	77.9	-
January '04	83.4	86.9	88.9	77.9	-
December '03	83.4	86.9	88.9	78.4	-
November '03	83.4	85.4	87.4	78.4	-
October '03	85.7	-	-	80.8	-
September '03	88.9	-	-	82.9	-
August '03	84.9	-	-	82.9	-
July '03	84.9	-	-	82.9	-
June '03	84.9	-	-	82.9	-
May '03	87.4	-	-	85.4	-
April '03	92.9	-	-	87.9	-
March '03	91.7	-	-	86.4	-
February '03	88.9	-	-	83.9	-
January '03	84.9	-	-	78.9	-

9

Retail Motor Fuel Prices — Watson Lake

	Self-Serve			Full-Serve		
	regular	premium	diesel	regular	diesel	propane
25-Oct-06	109.9	119.6	106.9	116.9	117.9	89.9
11-Oct-06	116.9	124.2	113.9	116.9	117.9	89.9
27-Sep-06	121.9	128.2	117.4	128.9	121.9	89.9
13-Sep-06	124.9	130.2	119.4	128.9	121.9	89.9
30-Aug-06	124.9	131.2	119.4	128.9	121.9	89.9
16-Aug-06	125.9	132.2	119.4	128.9	121.9	89.9
2-Aug-06	126.2	131.9	119.4	128.9	121.9	89.9
19-Jul-06	122.7	127.9	116.9	128.9	121.9	89.9
5-Jul-06	124.2	129.7	117.9	128.9	117.9	89.9
21-Jun-06	119.9	125.7	114.9	120.9	117.9	89.9
7-Jun-06	119.9	125.6	113.6	N/A	N/A	89.9
24-May-06	119.9	125.6	113.6	120.9	117.9	89.9
10-May-06	119.9	125.7	114.2	120.9	117.9	89.9
26-Apr-06	119.9	125.9	115.9	120.9	117.9	89.9
12-Apr-06	114.6	122.2	114.6	116.9	117.9	89.9
29-Mar-06	109.6	118.2	113.2	112.9	117.9	89.9
15-Mar-06	109.6	118.2	113.2	112.9	117.9	89.9
1-Mar-06	109.6	118.2	113.2	112.9	117.9	89.9
15-Feb-06	109.6	118.2	115.6	112.9	117.9	89.9
1-Feb-06	109.6	118.2	115.6	112.9	117.9	89.9
18-Jan-06	109.6	118.2	115.6	112.9	117.9	89.9
4-Jan-06	109.6	118.2	115.6	112.9	117.9	89.9
21-Dec-05	109.9	119.6	117.8	112.9	117.9	89.9
7-Dec-05	109.9	119.6	117.8	112.9	117.9	89.9
23-Nov-05	113.9	120.9	117.8	117.9	117.9	89.9
9-Nov-05	115.9	122.9	120.8	117.9	124.9	87.9
26-Oct-05	116.9	122.2	116.0	117.9	124.9	87.6
12-Oct-05	118.4	122.7	113.5	126.9	110.9	87.6
September '05	117.8	122.1	110.6	126.9	110.9	87.6
August '05	111.7	117.1	107.0	112.2	107.2	85.2
July '05	106.9	112.9	101.0	106.9	100.9	85.2
June '05	101.8	110.3	98.9	101.9	98.9	85.2
May '05	104.8	112.3	99.7	105.9	99.9	84.8
April '05	105.0	110.9	99.7	105.9	99.9	84.4
March '05	100.6	105.6	97.3	99.9	98.1	84.4
February '05	99.9	104.9	92.6	99.9	93.6	84.4
January '05	99.9	104.9	90.9	99.9	90.1	84.4
December '04	99.9	104.9	90.9	99.9	90.1	84.4
November '04	99.6	104.6	90.0	99.9	90.1	84.7
October '04	98.8	104.0	88.4	99.9	90.0	85.1
September '04	96.8	103.4	87.1	98.9	84.9	84.5
August '04	96.7	104.7	84.6	98.9	84.9	82.1
July '04	96.7	105.0	84.4	98.9	84.9	80.6
June '04	97.4	104.5	85.0	98.9	84.9	80.6
May '04	96.7	101.7	85.0	98.9	84.9	80.4
April '04	90.9	96.2	80.2	90.9	79.9	77.4
March '04	89.9	94.9	79.3	90.6	79.2	78.1
February '04	88.9	93.9	77.2	89.9	77.9	79.0
January '04	88.9	93.9	76.7	89.9	77.9	79.0
December '03	88.9	93.9	76.3	89.9	77.9	79.0
November '03	88.9	93.4	76.5	89.9	77.9	78.3
October '03	89.1	93.4	76.5	89.9	77.9	77.0
September '03	88.8	93.5	76.1	89.9	77.9	76.4
August '03	84.5	88.8	74.4	85.4	74.9	76.4
July '03	82.9	88.4	73.6	82.9	74.9	76.4
June '03	82.9	88.4	73.6	82.9	74.9	76.4
May '03	84.7	89.7	75.5	87.9	80.9	76.2
April '03	88.4	93.8	79.8	92.6	86.9	77.2
March '03	89.9	95.1	84.1	94.9	87.4	74.9
February '03	86.3	92.0	80.6	88.4	80.4	72.7
January '03	83.9	89.7	78.0	83.9	76.9	68.4

10

Retail Motor Fuel Prices — Other Yukon Communities

	Beaver Creek self-serve		
	regular	premium	diesel
25-Oct-06	120.3	120.9	120.3
11-Oct-06	124.3	120.9	120.4
27-Sep-06	127.3	126.9	123.4
13-Sep-06	127.3	126.9	123.4
30-Aug-06	133.3	138.9	124.4
16-Aug-06	130.5	138.9	124.0
2-Aug-06	127.4	134.9	122.9
19-Jul-06	127.4	134.9	122.9
5-Jul-06	125.9	131.9	122.9
21-Jun-06	125.9	131.9	122.9
7-Jun-06	125.9	131.9	121.9
24-May-06	122.5	120.9	122.5
10-May-06	125.9	131.0	120.9
26-Apr-06	125.9	131.0	121.4
12-Apr-06	122.9	131.0	118.4
29-Mar-06	116.5	119.9	116.5
15-Mar-06	115.0	116.9	115.0
1-Mar-06	122.5	120.9	122.5
15-Feb-06	124.5	120.9	125.0
1-Feb-06	124.5	120.9	125.0
18-Jan-06	125.5	120.9	123.5
4-Jan-06	124.0	120.9	123.5
21-Dec-05	124.0	120.9	123.5
7-Dec-05	124.0	120.9	123.5
23-Nov-05	127.0	128.9	124.0
9-Nov-05	127.0	128.9	124.0
26-Oct-05	128.9	129.9	121.9
12-Oct-05	129.9	129.9	122.4
Sept '05	125.8	127.9	120.2
August '05	113.8	120.9	111.1
July '05	108.8	116.4	107.3
June '05	106.9	113.4	105.8
May '05	108.4	113.9	105.7
April '05	109.9	113.9	107.2
March '05	104.8	108.2	98.9

	Burwash Landing Full-serve	
	regular	diesel
25-Oct-06	109.5	111.9
11-Oct-06	109.5	111.9
27-Sep-06	114.9	115.9
13-Sep-06	126.0	119.0
30-Aug-06	N/A	N/A
16-Aug-06	129.9	119.9
2-Aug-06	N/A	N/A
19-Jul-06	N/A	N/A
5-Jul-06	N/A	N/A
21-Jun-06	122.9	N/A
7-Jun-06	122.0	N/A
24-May-06	N/A	N/A
10-May-06	N/A	N/A
26-Apr-06	N/A	N/A
12-Apr-06	N/A	N/A
29-Mar-06	N/A	N/A
15-Mar-06	N/A	N/A
1-Mar-06	N/A	N/A
15-Feb-06	N/A	N/A
1-Feb-06	N/A	N/A
18-Jan-06	N/A	N/A
4-Jan-06	N/A	N/A
21-Dec-05	N/A	N/A
7-Dec-05	N/A	N/A
23-Nov-05	N/A	N/A
9-Nov-05	N/A	N/A
26-Oct-05	N/A	N/A
12-Oct-05	N/A	N/A
Sept '05	119.9	119.9
August '05	113.9	113.9
July '05	108.9	108.9
June '05	108.9	108.9
May '05	107.9	108.9
April '05	107.9	107.9
March '05	99.9	84.9

	Carcross self-serve		
	regular	premium	diesel
25-Oct-06	113.9	129.9	121.9
11-Oct-06	113.9	129.9	121.9
27-Sep-06	119.9	129.9	124.9
13-Sep-06	119.9	129.9	124.9
30-Aug-06	121.9	131.9	124.9
16-Aug-06	126.9	136.9	124.9
2-Aug-06	120.9	131.9	119.9
19-Jul-06	122.9	129.9	119.9
5-Jul-06	120.9	129.9	119.9
21-Jun-06	120.9	129.9	119.9
7-Jun-06	120.9	129.9	119.9
24-May-06	120.9	129.9	119.9
10-May-06	120.9	129.9	119.9
26-Apr-06	119.9	129.9	116.9
12-Apr-06	119.9	125.9	115.9
29-Mar-06	105.9	115.9	115.9
15-Mar-06	101.9	109.9	112.5
1-Mar-06	106.9	117.9	114.9
15-Feb-06	106.9	117.9	117.9
1-Feb-06	106.9	117.9	117.9
18-Jan-06	108.9	119.9	121.9
4-Jan-06	108.9	119.9	121.9
21-Dec-05	108.9	119.9	121.9
7-Dec-05	113.9	123.9	121.9
23-Nov-05	113.9	123.9	126.9
9-Nov-05	113.9	123.9	126.9
26-Oct-05	119.9	132.9	126.9
12-Oct-05	121.9	132.9	121.9
Sept '05	121.9	132.9	121.9
August '05	111.9	119.9	107.9
July '05	106.4	114.4	104.9
June '05	103.9	112.9	103.9
May '05	104.9	112.9	103.9
April '05	104.9	112.9	103.9
March '05	98.9	107.4	98.9

	Destruction Bay self-serve			Full-serve
	regular	premium	diesel	propane
25-Oct-06	109.9	117.9	109.9	98.9
11-Oct-06	111.9	117.9	111.7	98.9
27-Sep-06	117.9	123.9	117.9	98.9
13-Sep-06	117.9	123.9	117.9	98.9
30-Aug-06	129.9	135.9	119.9	98.9
16-Aug-06	129.9	135.9	119.9	98.9
2-Aug-06	122.9	129.9	116.9	98.9
19-Jul-06	122.9	128.9	116.9	98.9
5-Jul-06	122.9	128.9	116.9	98.9
21-Jun-06	122.9	128.9	116.9	98.9
7-Jun-06	122.9	128.9	114.9	98.9
24-May-06	122.9	128.9	112.9	98.9
10-May-06	122.9	128.9	112.9	89.9
26-Apr-06	122.9	128.9	112.9	89.9
12-Apr-06	122.9	128.9	112.9	89.9
29-Mar-06	110.9	121.9	110.9	89.9
15-Mar-06	107.9	118.9	107.9	89.9
1-Mar-06	107.9	118.9	107.9	89.9
15-Feb-06	112.9	118.9	113.9	89.9
1-Feb-06	112.9	118.9	113.9	89.9
18-Jan-06	112.9	118.9	113.9	89.9
4-Jan-06	112.9	118.9	113.9	89.9
21-Dec-05	112.9	118.9	113.9	89.9
7-Dec-05	112.9	118.9	113.9	89.9
23-Nov-05	119.9	125.9	115.9	89.9
9-Nov-05	119.9	125.9	115.9	89.9
26-Oct-05	124.9	129.9	112.9	89.9
12-Oct-05	124.9	129.9	112.9	89.9
Sept '05	122.9	127.9	110.4	89.9
August '05	115.9	120.9	105.9	89.9
July '05	109.9	115.4	103.9	91.5
June '05	108.9	116.9	104.9	93.0
May '05	112.9	122.9	110.9	-
April '05	112.9	122.9	110.9	-
March '05	104.6	114.6	106.9	-

10

Retail Motor Fuel Prices — Other Yukon Communities

	Pelly Crossing	
	regular	diesel
25-Oct-06	111.9	113.9
11-Oct-06	111.9	113.9
27-Sep-06	117.9	117.9
13-Sep-06	117.9	122.9
30-Aug-06	124.9	124.9
16-Aug-06	129.9	129.9
2-Aug-06	129.9	124.9
19-Jul-06	129.9	124.9
5-Jul-06	129.9	124.9
21-Jun-06	124.9	119.9
7-Jun-06	124.9	119.9
24-May-06	112.9	119.9
10-May-06	124.9	119.9
26-Apr-06	124.9	119.9
12-Apr-06	124.9	119.9
29-Mar-06	107.9	115.9
15-Mar-06	107.9	115.9
1-Mar-06	112.9	119.9
15-Feb-06	112.9	119.9
1-Feb-06	112.9	119.9
18-Jan-06	112.9	119.9
4-Jan-06	112.9	119.9

21-Dec-05	112.9	119.9
7-Dec-05	118.9	125.9
23-Nov-05	118.9	125.7
9-Nov-05	120.9	127.9
26-Oct-05	124.9	117.9
12-Oct-05	126.9	117.9

Sept '05	123.4	114.9
August '05	113.9	107.9
July '05	109.4	104.9
June '05	107.9	103.9
May '05	108.4	102.4
April '05	106.9	100.9
March '05	98.9	94.9

	Ross River	
	regular	diesel
25-Oct-06	119.9	124.9
11-Oct-06	119.9	124.9
27-Sep-06	129.9	129.9
13-Sep-06	129.9	129.9
30-Aug-06	129.9	129.9
16-Aug-06	129.9	129.9
2-Aug-06	136.9	121.9
19-Jul-06	136.9	121.9
5-Jul-06	127.9	121.9
21-Jun-06	127.9	121.9
7-Jun-06	127.9	121.9
24-May-06	121.9	123.9
10-May-06	121.9	123.9
26-Apr-06	115.9	119.9
12-Apr-06	115.9	119.9
29-Mar-06	115.9	119.9
15-Mar-06	115.9	119.9
1-Mar-06	115.9	119.9
15-Feb-06	115.9	119.9
1-Feb-06	115.9	119.9
18-Jan-06	115.9	119.9
4-Jan-06	115.9	125.9

21-Dec-05	n/a	125.9
7-Dec-05	115.9	125.9
23-Nov-05	115.9	125.9
9-Nov-05	115.9	119.9
26-Oct-05	121.9	119.9
12-Oct-05	132.9	128.9

Sept '05	132.9	128.9
August '05	122.2	120.9
July '05	113.9	112.9
June '05	113.9	112.9
May '05	113.9	112.9
April '05	113.9	112.9
March '05	103.9	102.9

	Tagish self-serve			full-serve
	regular	premium	diesel	propane
25-Oct-06	104.9	106.8	109.4	85.0
11-Oct-06	105.4	109.8	109.3	85.0
27-Sep-06	110.4	116.8	112.4	85.0
13-Sep-06	117.9	126.8	114.9	85.0
30-Aug-06	123.4	118.4	-	-
16-Aug-06	122.9	117.9	-	-
2-Aug-06	120.9	113.9	-	-
19-Jul-06	123.4	113.9	-	-
5-Jul-06	118.4	112.4	-	-
21-Jun-06	118.4	112.4	-	-
7-Jun-06	118.4	110.4	-	-
24-May-06	118.9	111.0	-	-
10-May-06	115.9	114.9	-	-
26-Apr-06	115.9	114.9	-	-
12-Apr-06	101.9	106.0	-	-
29-Mar-06	101.9	106.0	-	-
15-Mar-06	102.9	111.0	-	-
1-Mar-06	102.9	111.0	-	-
15-Feb-06	107.9	113.0	-	-
1-Feb-06	107.9	113.0	-	-
18-Jan-06	107.9	114.9	-	-
4-Jan-06	108.9	114.9	-	-
21-Dec-05	108.9	114.9	-	-
7-Dec-05	107.9	114.9	-	-
23-Nov-05	114.9	114.9	-	-
9-Nov-05	114.9	114.9	-	-
26-Oct-05	118.9	109.9	-	-
12-Oct-05	119.9	109.9	-	-
Sept '05	118.9	109.9	-	-
August '05	110.6	103.9	-	-
July '05	105.4	94.9	-	-
June '05	99.9	94.9	-	-
May '05	102.9	94.9	-	-
April '05	102.9	94.9	-	-
March '05	N/A	N/A	-	-

Residential Fuel Prices in the Yukon

Average prices as of October 25th, 2006

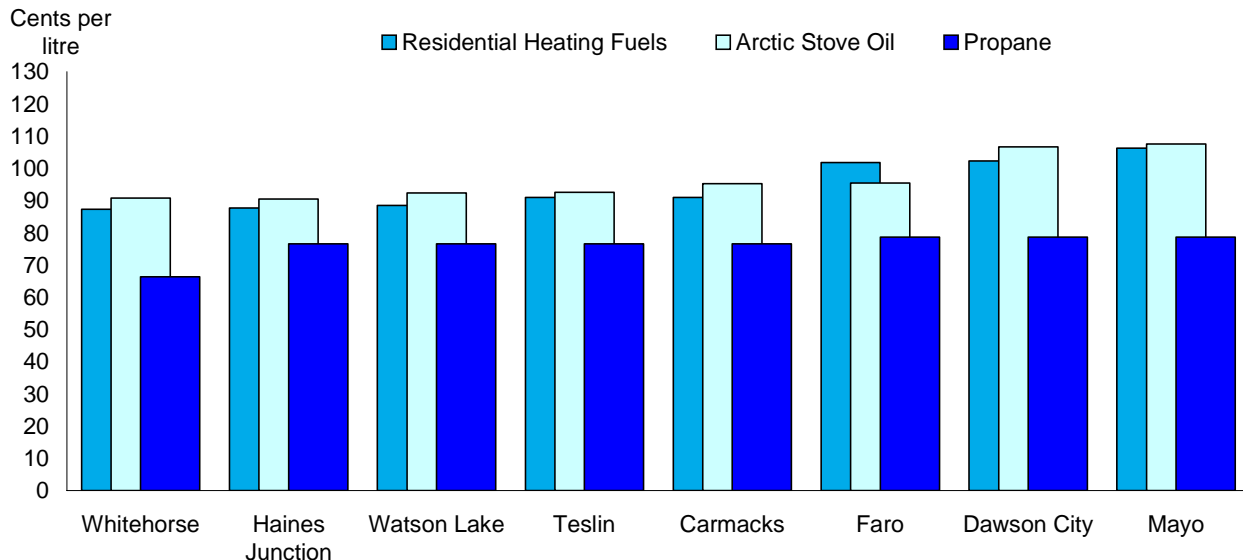
	Residential Heating Fuels		
	Furnace Oil	Arctic Stove Oil	Propane (500-gallon tank cost)
Carmacks	90.9	95.2	76.6
Dawson City	102.3	106.6	78.7
Faro	101.8	95.4	78.7
Haines Junction	87.7	90.5	76.6
Mayo	106.2	107.6	78.7
Teslin	90.9	92.6	76.6
Watson Lake	88.5	92.3	76.6
Whitehorse	87.3	90.8	66.3

Notes: All prices are Canadian cents per litre, including all applicable taxes.
 "-" Figure not available at time of survey.

Average prices for residential furnace oil in the Yukon range from 87.3¢ per litre in Whitehorse to 106.2¢ per litre in Mayo. The price of Arctic stove oil varies from 90.5¢ per litre in Haines Junction to 107.6¢ per litre in Mayo. Dawson City, Faro and Mayo had the highest propane price at 78.7¢ per litre, while Whitehorse had the lowest at 66.3¢ per litre.

Price discounts may apply to seniors, members of unions or service groups, or for quick payment. Ask your fuel supplier for details.

Average Residential Heating Fuel Prices October 25th, 2006



12

Residential Heating Fuel Prices — Whitehorse

	Furnace Oil	Arctic Stove Oil	Propane (500-gallon tank cost)
25-Oct-06	87.3	90.8	66.3
11-Oct-06	86.6	90.0	66.3
27-Sep-06	87.2	90.8	66.3
13-Sep-06	97.8	100.9	66.3
30-Aug-06	105.9	109.4	68.0
16-Aug-06	108.0	111.5	68.6
2-Aug-06	102.2	105.2	68.6
19-Jul-06	99.8	103.2	70.0
5-Jul-06	99.5	103.0	70.0
21-Jun-06	97.6	101.1	68.6
7-Jun-06	97.9	101.2	66.8
24-May-06	95.5	98.9	68.5
10-May-06	95.4	98.9	66.8
26-Apr-06	96.0	99.3	73.2
12-Apr-06	95.2	99.6	73.2
29-Mar-06	90.4	93.9	65.2
15-Mar-06	87.7	91.3	65.2
1-Mar-06	86.6	90.7	65.2
15-Feb-06	89.6	93.7	65.2
1-Feb-06	92.4	96.4	65.2
18-Jan-06	94.0	98.0	63.6
4-Jan-06	94.6	98.7	62.5
21-Dec-05	95.4	99.5	62.5
7-Dec-05	96.8	100.6	59.8
23-Nov-05	101.9	105.3	59.8
9-Nov-05	105.3	109.1	59.8
26-Oct-05	107.0	110.0	59.8
12-Oct-05	101.5	105.8	59.8
September '05	96.0	99.6	61.7
August '05	88.4	91.7	61.1
July '05	85.8	87.8	60.9
June '05	83.2	84.9	63.4
May '05	83.0	85.3	71.6
April '05	84.6	86.9	73.8
March '05	84.6	86.8	73.5
February '05	83.8	85.3	72.8
January '05	76.7	78.9	72.8
December '04	79.6	82.0	78.1
November '04	81.4	83.7	78.1
October '04	80.6	82.6	72.9
September '04	74.2	76.2	69.7
August '04	72.6	74.4	74.0
July '04	71.1	72.8	69.8
June '04	71.2	72.9	74.0
May '04	70.8	72.3	74.0
April '04	68.7	70.2	73.0
March '04	67.9	69.3	71.9
February '04	65.0	66.5	71.9
January '04	64.1	65.5	70.9
December '03	63.4	64.9	69.3
November '03	62.0	63.4	68.7
October '03	62.0	63.3	66.0
September '03	63.1	64.4	64.4
August '03	62.9	64.2	65.0
July '03	62.4	63.7	66.7
June '03	62.7	64.0	66.7
May '03	63.1	64.8	66.7
April '03	69.1	70.7	72.1
March '03	75.2	76.7	75.5
February '03	68.1	69.5	68.3
January '03	63.5	64.8	66.7

13

Residential Heating Fuel Prices — Carmacks

	Furnace Oil	Arctic Stove Oil	Propane (500-gallon tank cost)
25-Oct-06	90.9	95.2	76.6
11-Oct-06	92.4	96.7	76.6
27-Sep-06	92.4	96.7	76.6
13-Sep-06	101.4	105.7	76.6
30-Aug-06	112.0	116.3	77.3
16-Aug-06	112.0	116.3	77.3
2-Aug-06	101.3	105.6	77.3
19-Jul-06	101.3	105.6	77.3
5-Jul-06	101.3	105.6	77.3
21-Jun-06	101.3	105.6	77.3
7-Jun-06	101.3	105.6	73.2
24-May-06	101.3	105.6	75.1
10-May-06	101.3	105.6	N/A
26-Apr-06	101.3	105.6	73.2
12-Apr-06	98.1	102.4	73.2
29-Mar-06	98.1	102.4	73.2
15-Mar-06	93.8	98.1	73.2
1-Mar-06	93.8	98.1	73.2
15-Feb-06	93.8	98.1	73.2
1-Feb-06	98.1	102.4	73.2
18-Jan-06	100.3	104.5	73.2
4-Jan-06	97.3	104.5	73.2
21-Dec-05	97.3	104.5	73.2
7-Dec-05	97.3	101.5	68.9
23-Nov-05	107.7	112.0	58.7
9-Nov-05	112.0	116.3	58.7
26-Oct-05	115.2	119.5	58.7
12-Oct-05	105.6	109.9	58.7
September '05	101.4	104.6	58.7
August '05	90.0	93.5	58.7
July '05	88.7	90.8	58.7
June '05	88.7	90.8	62.5
May '05	88.7	90.8	72.7
April '05	88.7	90.8	73.8
March '05	87.6	89.7	73.5
February '05	83.4	85.5	72.8
January '05	82.3	84.5	72.8
December '04	83.4	85.5	78.1
November '04	83.8	85.9	78.1
October '04	83.8	85.9	74.0
September '04	77.4	79.5	71.9
August '04	74.6	75.6	76.2
July '04	71.4	72.4	71.7
June '04	71.4	72.4	77.0
May '04	71.4	72.4	77.0
April '04	71.4	72.4	74.9
March '04	70.7	71.7	73.8
February '04	67.1	68.2	73.8
January '04	67.1	68.2	72.8
December '03	67.1	68.2	71.2
November '03	67.1	68.2	70.6
October '03	67.1	68.2	69.6
September '03	-	78.0	-
August '03	-	78.0	69.5
July '03	-	78.0	68.8
June '03	-	78.0	68.8
May '03	-	78.0	68.8
April '03	77.5	79.1	74.2
March '03	74.1	75.7	77.7
February '03	68.5	69.6	71.3
January '03	66.9	68.0	69.7

Residential Heating Fuel Prices — Dawson City

	Furnace Oil	Arctic Stove Oil	Propane (500-gallon tank cost)
25-Oct-06	102.3	106.6	78.7
11-Oct-06	104.7	108.9	78.7
27-Sep-06	108.9	113.2	78.7
13-Sep-06	116.1	120.3	78.7
30-Aug-06	123.6	126.3	79.5
16-Aug-06	122.0	126.3	79.5
2-Aug-06	111.3	115.6	79.5
19-Jul-06	111.3	115.6	79.5
5-Jul-06	111.3	115.6	79.5
21-Jun-06	111.3	115.6	79.5
7-Jun-06	111.3	115.6	75.3
24-May-06	108.1	112.4	77.3
10-May-06	108.1	112.4	75.3
26-Apr-06	111.3	115.6	75.3
12-Apr-06	109.5	114.0	75.3
29-Mar-06	106.5	110.7	75.3
15-Mar-06	104.3	108.6	75.3
1-Mar-06	108.1	112.4	75.3
15-Feb-06	108.1	112.4	75.3
1-Feb-06	110.2	114.5	75.3
18-Jan-06	111.3	115.6	75.3
4-Jan-06	111.3	115.6	75.3
21-Dec-05	111.3	115.6	75.3
7-Dec-05	111.3	115.6	71.0
23-Nov-05	112.4	116.6	63.0
9-Nov-05	116.1	120.4	63.0
26-Oct-05	117.7	122.0	63.0
12-Oct-05	105.4	109.7	63.0
September '05	102.8	107.0	64.1
August '05	91.8	95.0	63.7
July '05	88.0	90.1	63.0
June '05	89.1	91.2	65.2
May '05	90.1	92.2	74.9
April '05	90.4	92.2	74.9
March '05	88.5	90.6	74.5
February '05	83.2	84.8	73.8
January '05	82.4	84.2	73.8
December '04	82.4	84.5	79.2
November '04	82.4	84.5	79.2
October '04	80.8	82.9	76.6
September '04	76.8	79.0	76.2
August '04	72.2	73.3	80.5
July '04	70.6	71.7	76.0
June '04	70.6	71.7	81.3
May '04	70.6	71.7	81.3
April '04	70.6	71.7	79.2
March '04	70.1	71.2	78.1
February '04	65.3	66.3	78.1
January '04	65.3	66.3	77.1
December '03	65.3	66.3	75.5
November '03	64.8	65.8	74.9
October '03	63.0	64.0	72.5
September '03	64.5	65.5	71.3
August '03	64.2	65.3	71.1
July '03	64.2	65.3	72.0
June '03	65.6	66.6	72.0
May '03	66.9	67.9	72.0
April '03	71.7	72.8	77.5
March '03	72.5	73.6	80.9
February '03	66.1	67.2	73.4
January '03	63.2	64.2	71.8

Residential Heating Fuel Prices — Faro

	Furnace Oil	Arctic Stove Oil	Propane (500-gallon tank cost)
25-Oct-06	101.8	95.4	78.7
11-Oct-06	92.6	96.9	78.7
27-Sep-06	92.6	96.9	78.7
13-Sep-06	101.7	105.9	78.7
30-Aug-06	112.2	116.5	79.5
16-Aug-06	112.2	116.5	79.5
2-Aug-06	101.5	105.8	79.5
19-Jul-06	101.5	105.8	79.5
5-Jul-06	101.5	105.8	79.5
21-Jun-06	101.5	105.8	79.5
7-Jun-06	101.5	105.8	75.3
24-May-06	101.5	105.8	77.3
10-May-06	101.5	105.8	73.2
26-Apr-06	101.5	105.8	73.2
12-Apr-06	98.3	102.6	73.2
29-Mar-06	98.3	102.6	73.2
15-Mar-06	94.1	98.3	73.2
1-Mar-06	94.1	98.3	73.2
15-Feb-06	94.1	98.3	73.2
1-Feb-06	98.3	102.6	73.2
18-Jan-06	100.5	104.8	73.2
4-Jan-06	100.5	104.8	73.2
21-Dec-05	100.5	104.8	73.2
7-Dec-05	100.5	104.8	68.9
23-Nov-05	108.0	112.2	60.9
9-Nov-05	112.2	116.5	60.9
26-Oct-05	115.5	119.7	60.9
12-Oct-05	105.8	110.1	60.9
September '05	100.5	104.8	64.1
August '05	90.8	95.1	64.1
July '05	88.7	90.8	63.0
June '05	88.7	90.8	65.2
May '05	88.7	90.8	74.9
April '05	88.7	90.8	74.9
March '05	87.6	89.7	74.5
February '05	83.4	85.5	73.8
January '05	82.3	84.5	73.8
December '04	83.4	85.5	79.2
November '04	84.0	86.1	79.2
October '04	84.0	86.1	76.6
September '04	77.6	79.7	76.2
August '04	74.8	75.9	80.5
July '04	71.6	72.7	73.8
June '04	71.6	72.7	79.2
May '04	71.6	72.7	79.2
April '04	71.6	72.7	77.1
March '04	70.9	72.0	76.0
February '04	67.3	68.4	76.0
January '04	67.3	68.4	74.9
December '03	67.3	68.4	73.3
November '03	67.3	68.4	72.8
October '03	67.3	68.4	71.8
September '03	68.9	69.5	71.3
August '03	68.4	69.4	71.1
July '03	68.4	69.4	72.0
June '03	68.4	69.4	72.0
May '03	68.4	69.4	72.0
April '03	77.3	78.4	77.5
March '03	77.5	78.6	80.9
February '03	72.1	73.2	73.4
January '03	68.4	69.5	71.8

	Furnace Oil	Arctic Stove Oil	Propane (500-gallon tank cost)
25-Oct-06	87.7	90.5	76.6
11-Oct-06	90.5	93.3	76.6
27-Sep-06	95.6	95.8	76.6
13-Sep-06	100.1	101.4	76.6
30-Aug-06	106.7	108.6	77.3
16-Aug-06	109.4	113.2	77.3
2-Aug-06	100.8	106.3	77.3
19-Jul-06	100.5	104.8	77.3
5-Jul-06	99.2	103.6	77.3
21-Jun-06	98.7	102.9	77.3
7-Jun-06	98.7	102.1	73.2
24-May-06	98.4	101.4	75.1
10-May-06	96.8	98.8	73.2
26-Apr-06	97.0	100.7	73.2
12-Apr-06	94.4	98.7	73.2
29-Mar-06	98.3	102.6	73.2
15-Mar-06	90.4	92.8	73.2
1-Mar-06	90.4	92.8	73.2
15-Feb-06	90.9	93.1	73.2
1-Feb-06	93.6	96.6	73.2
18-Jan-06	94.9	97.5	73.2
4-Jan-06	96.5	98.9	73.2
21-Dec-05	97.0	100.4	73.2
7-Dec-05	97.9	101.0	68.9
23-Nov-05	102.4	105.0	58.7
9-Nov-05	108.0	110.2	58.7
26-Oct-05	110.2	114.1	58.7
12-Oct-05	105.6	109.3	58.7
September '05	97.6	100.9	62.0
August '05	88.1	92.2	60.9
July '05	88.2	89.6	58.7
June '05	85.1	86.3	62.5
May '05	82.5	83.9	72.7
April '05	84.8	86.7	73.8
March '05	84.6	88.1	73.5
February '05	83.4	85.9	72.8
January '05	78.2	80.6	72.8
December '04	80.9	83.6	78.1
November '04	82.3	84.3	78.1
October '04	81.7	83.5	74.0
September '04	76.3	78.8	71.9
August '04	74.1	76.3	76.2
July '04	68.9	72.3	71.7
June '04	68.4	72.4	77.0
May '04	69.4	73.7	77.0
April '04	70.3	71.6	74.9
March '04	69.9	71.3	73.8
February '04	68.4	70.2	73.8
January '04	67.1	69.0	72.8
December '03	66.6	68.5	71.2
November '03	64.2	65.8	70.6
October '03	62.6	64.4	64.9
September '03	63.3	65.1	62.0
August '03	62.6	64.0	67.5
July '03	62.6	64.0	68.8
June '03	62.8	64.2	68.8
May '03	62.7	64.1	68.8
April '03	71.8	74.1	74.2
March '03	75.0	76.9	77.7
February '03	68.1	69.6	69.4
January '03	62.9	64.6	67.8

17

Residential Heating Fuel Prices — Mayo

	Furnace Oil	Arctic Stove Oil	Propane (500-gallon tank cost)
25-Oct-06	106.2	107.6	78.7
11-Oct-06	106.7	108.1	78.7
27-Sep-06	109.5	110.9	78.7
13-Sep-06	114.7	116.1	78.7
30-Aug-06	119.3	120.7	79.5
16-Aug-06	121.7	123.9	79.5
2-Aug-06	115.0	116.5	79.5
19-Jul-06	114.0	115.4	79.5
5-Jul-06	111.6	113.0	79.5
21-Jun-06	110.9	112.3	79.5
7-Jun-06	110.9	112.3	75.3
24-May-06	110.9	112.3	77.3
10-May-06	110.9	112.3	75.3
26-Apr-06	108.5	110.6	75.3
12-Apr-06	109.8	111.2	75.3
29-Mar-06	109.8	111.2	75.3
15-Mar-06	108.4	109.8	75.3
1-Mar-06	110.4	111.8	75.3
15-Feb-06	108.4	109.8	75.3
1-Feb-06	111.8	113.2	75.3
18-Jan-06	112.5	113.9	75.3
4-Jan-06	112.5	113.9	75.3
21-Dec-05	113.9	115.3	75.3
7-Dec-05	111.0	113.1	71.0
23-Nov-05	118.6	120.0	63.0
9-Nov-05	120.0	121.4	63.0
26-Oct-05	111.5	113.7	63.0
12-Oct-05	108.9	110.4	63.0
September '05	102.0	103.3	65.2
August '05	91.4	92.6	64.4
July '05	90.4	91.5	60.9
June '05	90.4	91.8	64.2
May '05	88.8	89.5	74.9
April '05	88.1	88.8	74.9
March '05	85.0	85.7	74.5
February '05	83.1	83.8	73.8
January '05	81.0	81.7	73.8
December '04	80.4	81.1	79.2
November '04	79.9	80.8	79.2
October '04	78.7	79.7	76.6
September '04	75.5	76.3	76.2
August '04	73.3	73.7	80.5
July '04	72.2	72.6	71.7
June '04	73.8	74.1	77.0
May '04	71.4	71.9	77.0
April '04	68.7	69.0	74.9
March '04	67.7	68.1	73.8
February '04	66.5	67.0	73.8
January '04	65.5	66.6	72.8
December '03	65.5	66.6	71.2
November '03	66.2	66.9	70.6
October '03	66.2	66.9	71.1
September '03	66.3	67.1	71.3
August '03	66.0	66.3	71.1
July '03	66.0	66.3	72.0
June '03	66.0	66.3	72.0
May '03	66.9	65.7	72.0
April '03	72.9	73.3	77.5
March '03	72.3	72.8	80.9
February '03	66.6	67.1	73.4
January '03	65.6	65.9	71.8

	Furnace Oil	Arctic Stove Oil	Propane (500-gallon tank cost)
25-Oct-06	90.9	92.6	76.6
11-Oct-06	92.4	96.7	76.6
27-Sep-06	92.4	96.7	76.6
13-Sep-06	101.4	105.7	76.6
30-Aug-06	112.0	110.6	77.3
16-Aug-06	112.0	116.3	77.3
2-Aug-06	101.3	105.6	77.3
19-Jul-06	101.3	105.6	77.3
5-Jul-06	101.3	105.6	77.3
21-Jun-06	101.3	105.6	77.3
7-Jun-06	101.3	105.6	73.2
24-May-06	101.3	105.6	75.1
10-May-06	101.3	105.6	73.2
26-Apr-06	101.3	105.6	73.2
12-Apr-06	98.1	102.4	73.2
29-Mar-06	98.1	102.4	73.2
15-Mar-06	93.8	98.1	73.2
1-Mar-06	93.8	98.1	73.2
15-Feb-06	93.8	98.1	73.2
1-Feb-06	98.1	102.4	73.2
18-Jan-06	100.3	104.5	73.2
4-Jan-06	100.3	104.5	73.2
21-Dec-05	100.3	104.5	73.2
7-Dec-05	100.3	104.5	68.9
23-Nov-05	107.7	112.0	58.7
9-Nov-05	112.0	116.3	58.7
26-Oct-05	115.2	119.5	58.7
12-Oct-05	105.6	109.9	58.7
September '05	100.3	104.6	58.7
August '05	89.9	93.5	58.7
July '05	88.5	90.6	58.7
June '05	88.5	90.6	62.5
May '05	88.5	90.6	73.8
April '05	88.5	90.6	73.8
March '05	87.4	89.5	73.5
February '05	83.2	85.3	72.8
January '05	82.1	84.2	72.8
December '04	83.4	85.9	78.1
November '04	84.7	87.2	78.1
October '04	84.0	86.1	76.1
September '04	77.4	78.9	76.2
August '04	74.6	75.6	80.5
July '04	71.4	73.1	70.4
June '04	71.4	74.2	75.8
May '04	71.4	74.6	75.8
April '04	71.3	72.6	73.6
March '04	70.9	72.2	72.5
February '04	69.2	70.6	72.5
January '04	68.6	69.9	71.5
December '03	68.1	69.4	69.9
November '03	65.7	66.7	69.3
October '03	66.7	67.8	66.0
September '03	67.3	68.4	64.4
August '03	66.7	67.8	71.1
July '03	66.7	67.8	72.0
June '03	67.0	68.1	72.0
May '03	65.9	66.9	70.4
April '03	73.7	74.8	74.2
March '03	77.3	80.0	77.7
February '03	71.9	73.0	64.8
January '03	68.2	66.3	63.2

	Furnace Oil	Arctic Stove Oil	Propane (500-gallon tank)
25-Oct-06	88.5	92.3	76.6
11-Oct-06	88.2	92.0	76.6
27-Sep-06	89.2	92.8	76.6
13-Sep-06	95.9	99.8	76.6
30-Aug-06	105.9	109.7	77.3
16-Aug-06	107.2	111.1	77.3
2-Aug-06	103.0	107.4	77.3
19-Jul-06	100.5	104.9	77.3
5-Jul-06	100.4	104.8	77.3
21-Jun-06	98.3	102.7	77.3
7-Jun-06	98.3	102.7	73.2
24-May-06	98.3	102.7	75.1
10-May-06	99.5	104.0	73.2
26-Apr-06	98.3	102.7	73.2
12-Apr-06	95.2	99.6	73.2
29-Mar-06	93.3	97.7	73.2
15-Mar-06	90.6	95.0	73.2
1-Mar-06	89.0	93.4	73.2
15-Feb-06	88.4	92.8	73.2
1-Feb-06	95.8	100.2	73.2
18-Jan-06	96.4	100.8	73.2
4-Jan-06	98.3	103.8	73.2
21-Dec-05	98.7	103.6	73.2
7-Dec-05	98.6	103.5	68.9
23-Nov-05	100.8	105.7	58.7
9-Nov-05	106.0	110.2	58.7
26-Oct-05	111.3	115.6	58.7
12-Oct-05	103.7	108.3	58.7
September	89.8	93.7	60.4
August '05	82.8	86.5	60.9
July '05	80.0	83.1	58.7

	Furnace Oil	Arctic Stove Oil	Propane (500-gallon tank)
June '05	78.8	81.7	62.0
May '05	76.5	79.2	72.8
April '05	77.4	80.2	72.8
March '05	77.8	80.6	72.4
February '05	76.5	79.3	71.7
January '05	72.4	75.2	71.7

December '04	71.9	74.7	77.0
November '04	73.9	76.7	77.0
October '04	72.8	75.6	71.3
September '04	67.7	70.2	67.6
August '04	66.4	68.3	73.0
July '04	63.1	65.1	68.3
June '04	61.2	63.1	73.6
May '04	62.1	63.9	73.6
April '04	62.0	62.7	71.5
March '04	59.7	61.9	70.4
February '04	57.6	59.9	70.4
January '04	56.9	58.7	69.4

December '03	56.6	58.4	67.8
November '03	55.6	57.2	67.2
October '03	54.2	55.8	59.1
September '03	56.4	58.0	55.1
August '03	55.1	56.7	63.1
July '03	55.1	56.7	64.5
June '03	55.1	56.7	64.5
May '03	54.6	56.2	64.5
April '03	62.4	63.4	70.0
March '03	68.8	70.5	73.4
February '03	63.9	65.5	64.8
January '03	58.7	60.3	63.2

Information collected by The Yukon Bureau of Statistics
for the Department of Economic Development.

Next release: November 23rd, 2006