

Yukon Business Survey Report

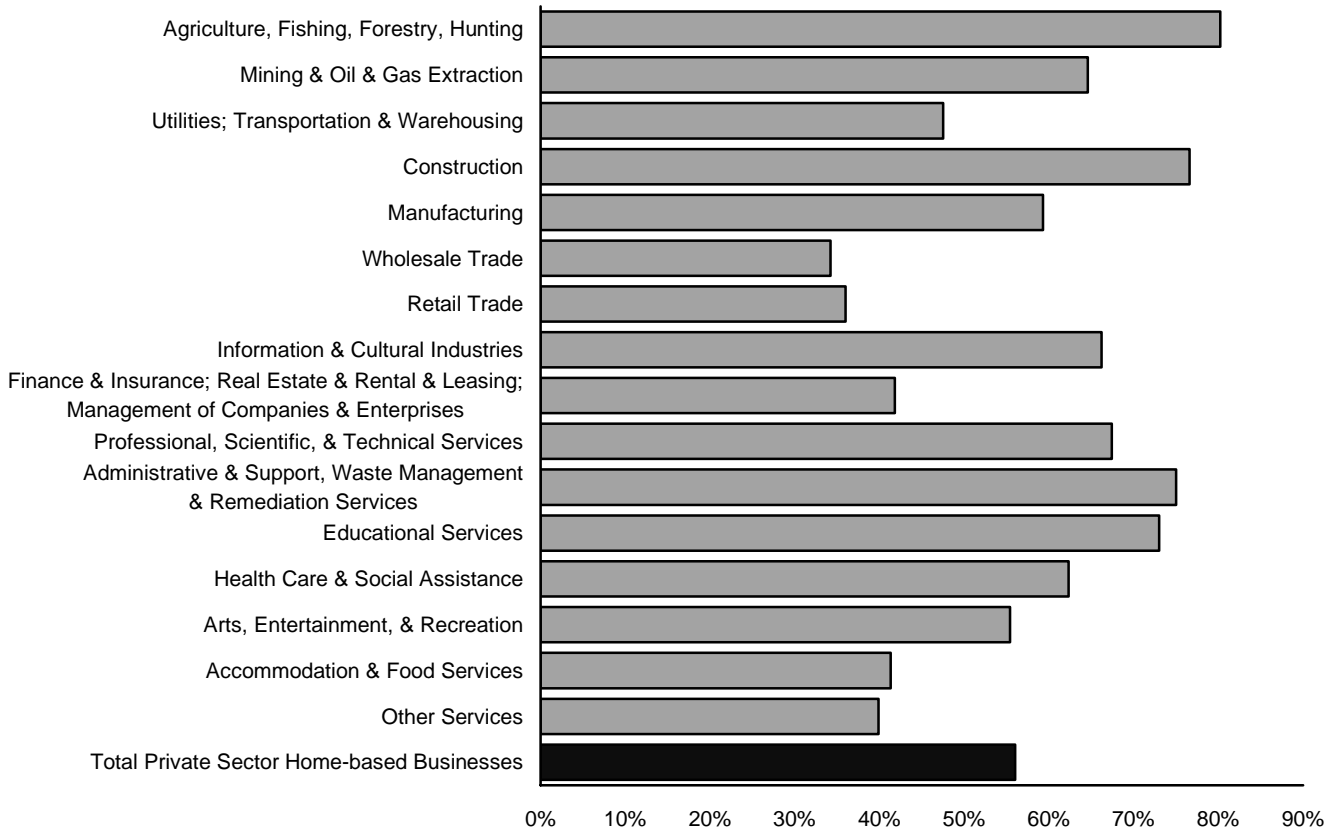
Home-Based Businesses, 1997-2002

This summary presents highlights of the nature and scope of home-based business activity in the Yukon. The data were collected in Business Surveys conducted by the Yukon Bureau of Statistics. The findings shown here are based on surveys conducted in 1997, 1999, 2001, and 2003. Only private-sector firms are included in the analysis.

Industries are defined in this report according to the North American Industrial Classification System (NAICS) of 1997.

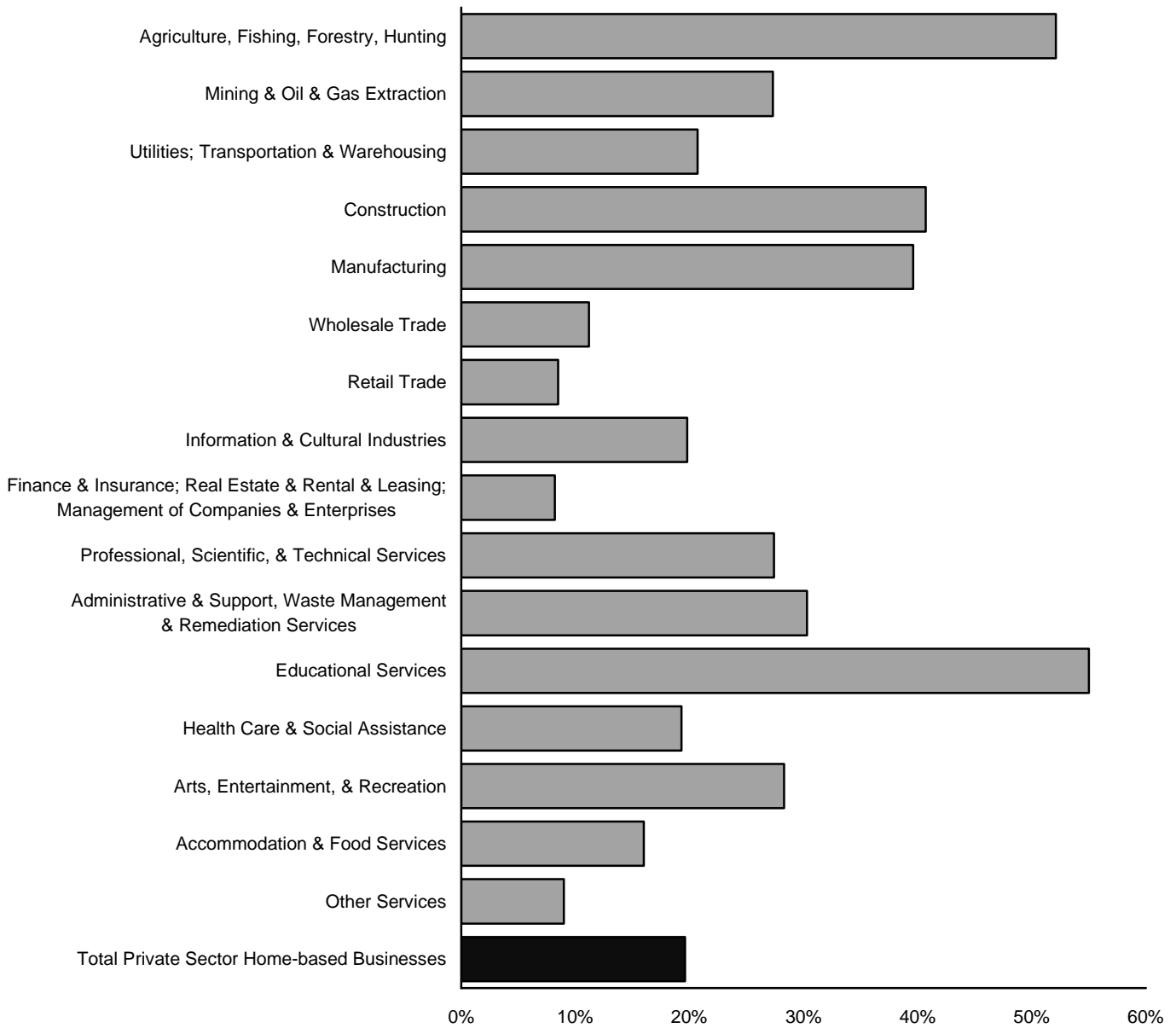
The Bureau of Statistics would like to take this opportunity to express its appreciation to those businesses that took the time to respond to our surveys.

1 Number of Home-based Businesses By Industry, as a Percentage of the Total Private-sector Businesses in Each Industry



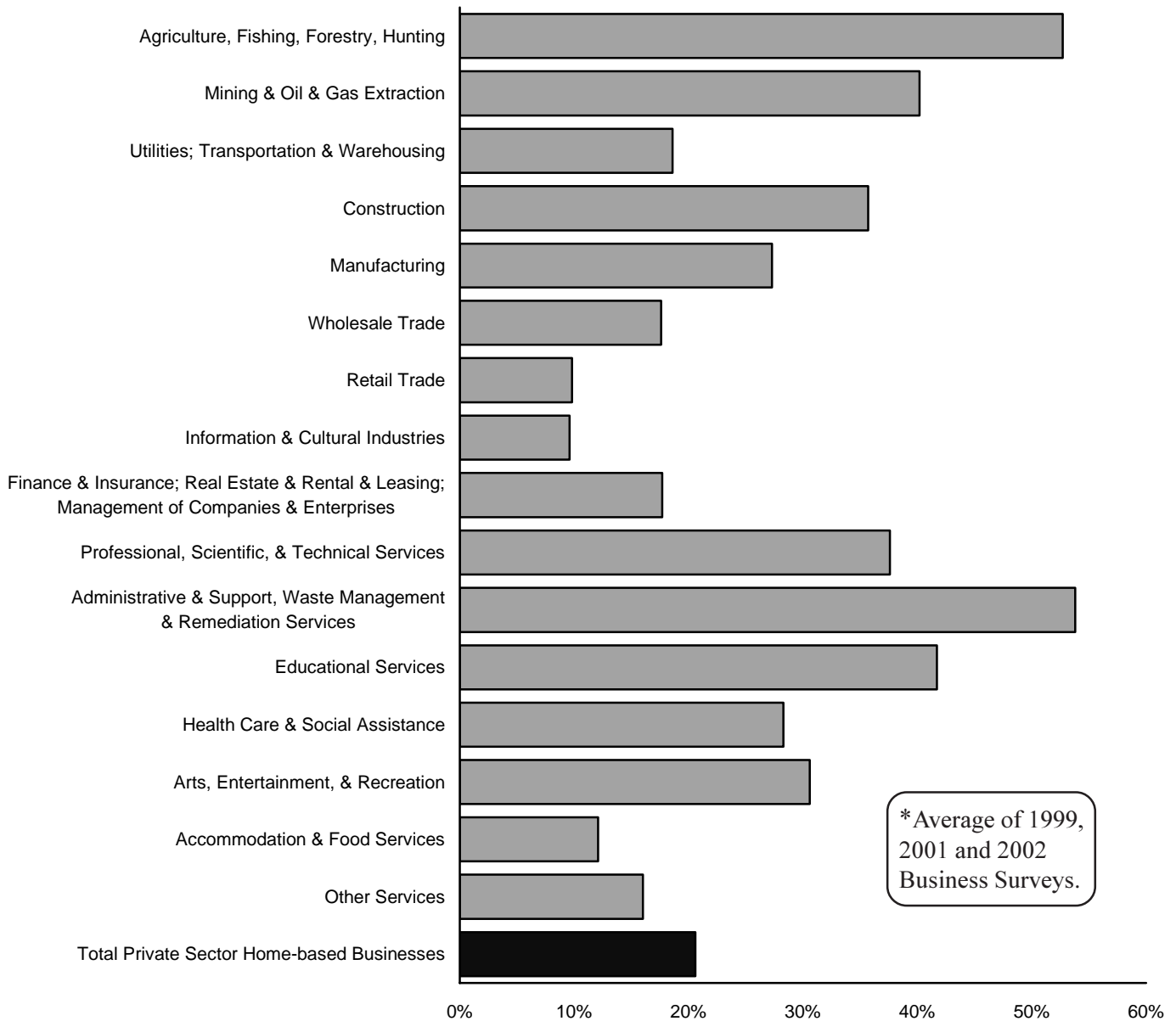
Home-based businesses make up 56.0% of all private sector businesses in the Yukon. The industry sector with the highest percentage of home-based businesses is the Agriculture, Fishing, Forestry & Hunting sector, at 80.2%. This is followed closely by the Construction sector, at 76.6% and the Administrative & Support, Waste Management & Remediation Services sector, at 75.0%.

Real Gross Domestic Product of Home-based Businesses By Industry, as a Percentage of the Total Private-sector GDP For Each Industry



The GDP of home-based businesses makes up 19.6% of all private-sector GDP in the Yukon. The industry sector that has home-based business GDP as the largest percentage of total GDP for that industry is the Educational Services sector, at 55.0%. This is followed by the Agriculture, Fishing, Forestry & Hunting sector, at 52.1%, and the Construction sector, at 40.7%.

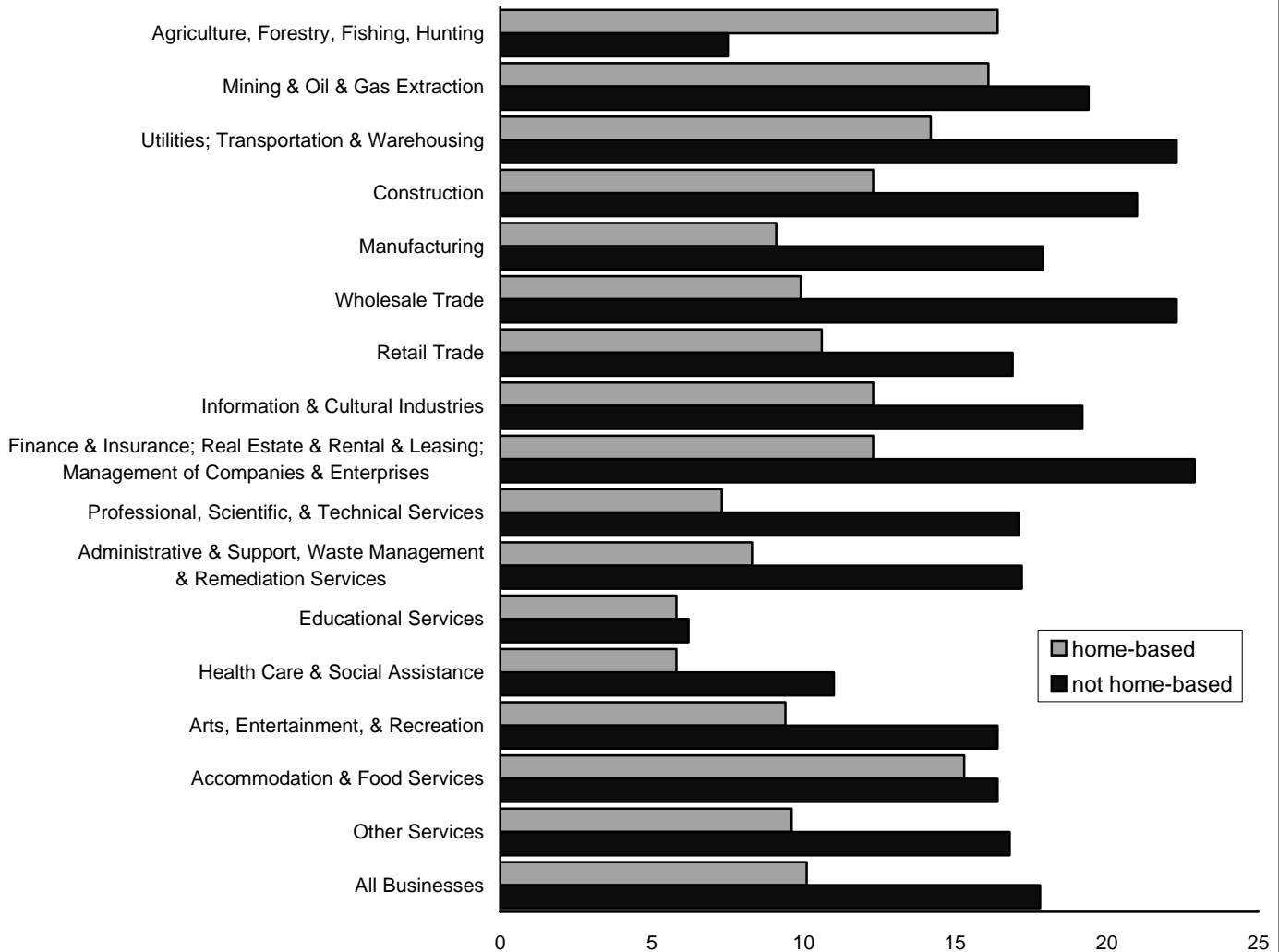
Employment in Home-based Businesses By Industry, as a Percentage of the Total Private-sector Employment For Each Industry*



Employment in home-based businesses represents 20.6% of the total employment in private-sector businesses. The highest employment percentage is in the Administrative & Support, Waste Management and Remediation Services sector, at 53.8%, followed closely by the Agriculture, Fishing, Forestry & Hunting sector, at 52.7%, and the Educational Services sector, at 41.7%.

4

Average Age of Private-sector Businesses By Industry, In Years



The above chart shows the average age in years of both home-based and not home-based businesses, as of 2003. For home-based businesses, the industry sector with the highest average age of business is the Agriculture, Forestry, Fishing & Hunting sector, at 16.4 years. For businesses that are not home-based, the industry sector with the highest average age of business is the Finance & Insurance; Real Estate & Rental & Leasing; Management of Companies & Enterprises sector, at 22.9 years.

Unless otherwise noted, the figures in this report are averages from the following four Business Surveys: 1997, 1999, 2001 and 2002. Definitions of the NAICS categories included in each group are available at <http://www.statcan.ca/english/Subjects/Standard/naics/2002/naics02-menu.htm> or through the Yukon Bureau of Statistics.