



**THE REPORT OF THE  
CHIEF ELECTORAL OFFICER  
OF THE YUKON  
ON  
THE 2002 GENERAL ELECTION**



**The Report of the  
Chief Electoral Officer of the Yukon  
on the Yukon General Election held  
November 4, 2002**

**Published by the Chief Electoral Officer of the Yukon**





March 3, 2003

Hon. Ted Staffen  
Speaker of the Legislative Assembly  
Yukon Legislative Assembly  
Whitehorse, Yukon

Dear Mr. Speaker:

I am pleased to submit the report on the results of the general election held November 4, 2002. The *Report of the Chief Electoral Officer of the Yukon on the 2002 General Election* is prepared pursuant to section 315 of the *Elections Act*. It includes the number of ballots cast for each candidate for the polling divisions in every electoral district.

Yours sincerely,

A handwritten signature in black ink that reads "Patrick L. Michael". The signature is written in a cursive style with a large initial 'P' and a distinct 'L'.

Patrick L. Michael  
Chief Electoral Officer



# TABLE OF CONTENTS

	Page
<b>Election Summary</b> _____	1
<b>Results by Political Affiliation</b> _____	2
<b>Recapitulation and Comparison</b>	
2002/2000 General Elections _____	3
<b>Results by Electoral District</b>	
Electoral District of Copperbelt _____	4
Electoral District of Klondike _____	6
Electoral District of Kluane _____	8
Electoral District of Lake Laberge _____	10
Electoral District of McIntyre-Takhini _____	12
Electoral District of Mayo-Tatchun _____	14
Electoral District of Mount Lorne _____	16
Electoral District of Pelly-Nisutlin _____	18
Electoral District of Porter Creek Centre _____	20
Electoral District of Porter Creek North _____	22
Electoral District of Porter Creek South _____	24
Electoral District of Riverdale North _____	26
Electoral District of Riverdale South _____	28
Electoral District of Southern Lakes _____	30
Electoral District of Vuntut Gwitchin _____	32
Electoral District of Watson Lake _____	34
Electoral District of Whitehorse Centre _____	36
Electoral District of Whitehorse West _____	38

Note: AP = Advance Poll

MI = Mail-in polling division

WCC = Whitehorse Correctional Centre

WGH = Whitehorse General Hospital





# ELECTION SUMMARY

Premier Pat Duncan announced on October 4, 2002 that she was calling a general election to take place on November 4, 2002. The Chief Electoral Officer, Patrick L. Michael, issued the writs of election to the returning officers on October 4, 2002. Eighteen members were declared elected on November 11, 2002.

The 2001 five-member electoral district boundaries commission, chaired by retired Supreme Court Judge H.C.B. Maddison, recommended an additional electoral district in its report which was tabled in the Yukon Legislative Assembly on April 4, 2002. The *Electoral District Boundaries Act, 2002*, containing 18 electoral districts for Yukon, was introduced in the Legislature on April 11. It was given assent on May 30, 2002. The new electoral districts came into force on October 2, the date of dissolution of the 30th Legislative Assembly.

There were 16,181 electors on the preliminary lists after enumeration. On October 22 and 23, 1,536 electors were added to the lists at revision. Special revision took place at the returning offices on November 1 and 366 electors appeared in person to have their names added. The official lists of electors contained 18,067 names.

Nomination day was Tuesday, October 15, 2002. Nominations usually close on a Monday. As required by the *Elections Act*, however, if the Monday is a holiday, nomination day is the following day. October 14 was Thanksgiving Day. Sixty candidates filed nomination papers. The three registered political parties each endorsed a candidate in 18 electoral districts. Six independent candidates also filed nomination papers.

On Monday, November 4, 2002, 12,004 electors voted in person. At the advance polls on October 27 and 28, 1,326 people voted. In addition, 786 electors voted by proxy and special ballot and, in five electoral districts, by mail-in ballot.

There were no judicial recounts at this general election.

Fifty-five candidates were entitled to refunds of their nomination deposits pursuant to subsection 117(2) of the Act.

## RESULTS BY POLITICAL AFFILIATION

<b>Political affiliation</b>	<b>Candidates nominated</b>	<b>Elected</b>	<b>Votes received</b>	<b>Percentage of valid votes</b>
Independent (I) <sup>1</sup>	6	0	535	3.82
Yukon Liberal Party (L) <sup>2</sup>	18	1	4,056	28.96
Yukon New Democratic Party (ND) <sup>3</sup>	18	5	3,763	26.87
Yukon Party (YP) <sup>4</sup>	18	12	5,650	40.35
<b>TOTALS</b>	<b>60</b>	<b>18</b>	<b>14,004</b>	<b>100.00</b>

<sup>1</sup>I = Independent

<sup>2</sup>L = Yukon Liberal Party

<sup>3</sup>ND = Yukon New Democratic Party

<sup>4</sup>YP = Yukon Party

# RECAPITULATION AND COMPARISON

## 2002/2000 General Elections

	2002	2000
Number of electoral districts	18	17
Number of polling divisions	73	79
Number of candidates	60	49
Number of electors on preliminary lists of electors <sup>5</sup>	16,181	16,603
Number of electors added at revision	1,536	1,481
Number of electors removed at revision <sup>6</sup>	16	31
Number of electors added on appeal	0	0
Number of electors added at special revision	366	232
Number of electors on the official lists of electors	18,067	18,285
Percentage of electors added at revision	8.50	8.10
Percentage of electors added at special revision	2.03	1.27
Number of electors who voted	14,116	14,368
Percentage of electors who voted	78.13	78.58
Number of electors who voted at the advance polls	1,326	1,212
Percentage of electors who voted at the advance polls	9.39	8.44
Number of electors who voted by mail-in	62	75
Percentage of electors who voted by mail-in	0.44	0.52
Number of electors who voted by proxy	579	494
Percentage of electors who voted by proxy	4.10	3.44
Number of electors who voted by special ballot	145	187
Percentage of electors who voted by special ballot	1.03	1.30
Number of rejected ballots	112	106
Number of judicial recounts	0	1

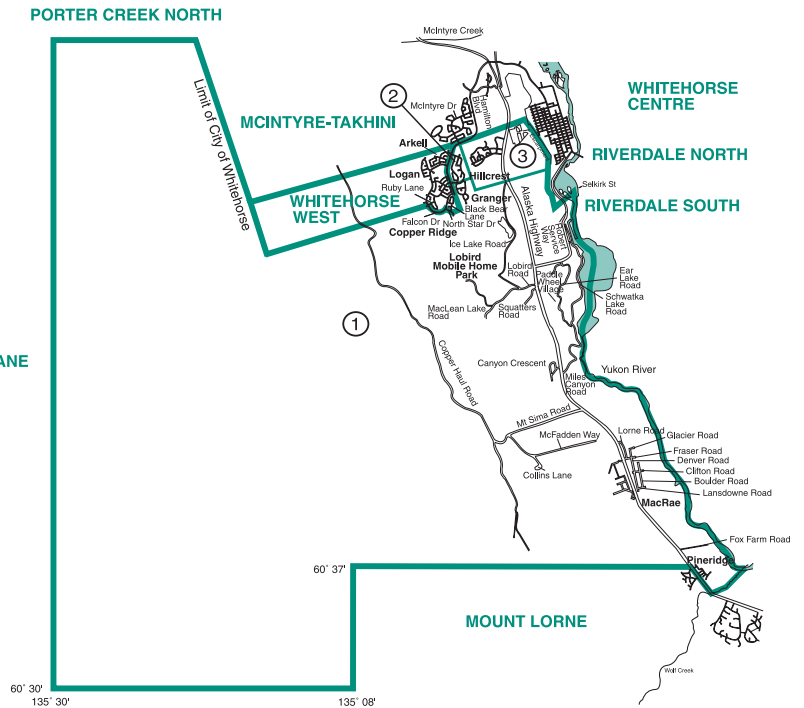
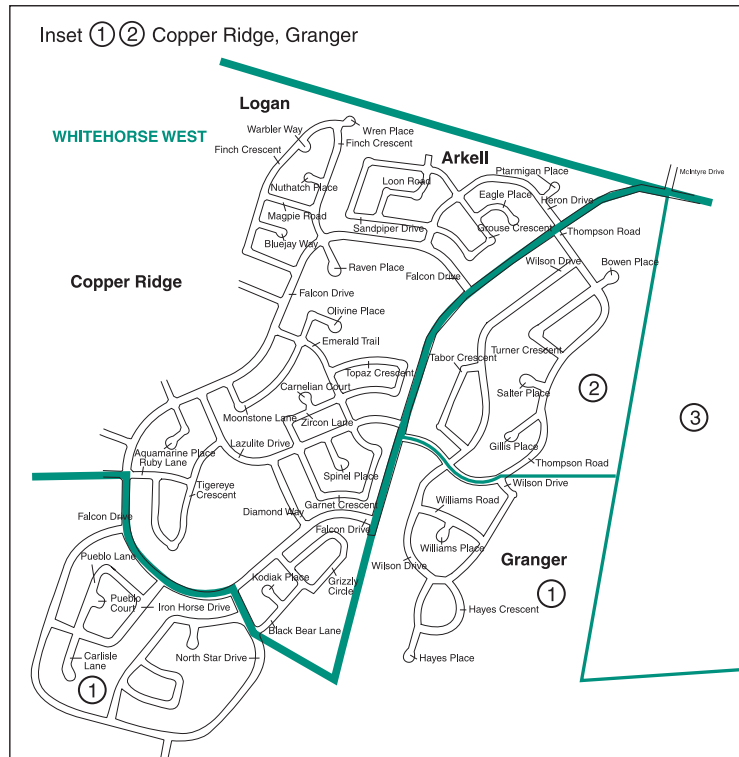
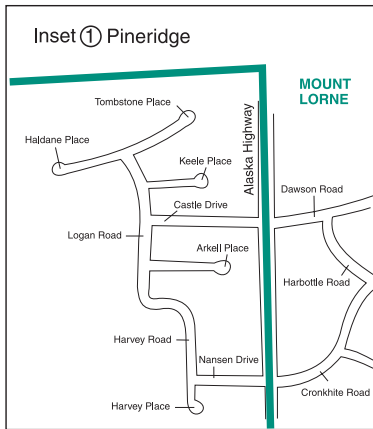
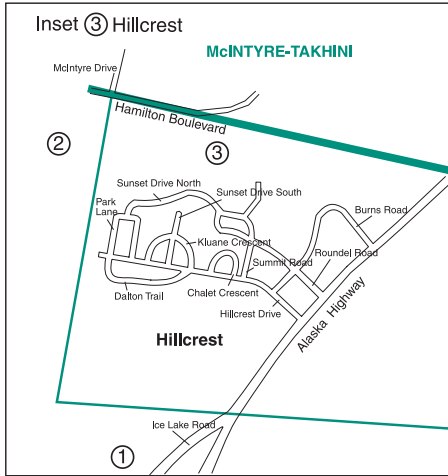
---

<sup>5</sup>Includes electors enumerated in Whitehorse General Hospital and Whitehorse Correctional Centre.

<sup>6</sup>Includes electors whose names have been transferred to another polling division or electoral district or whose names appear on another list of electors.

# ELECTORAL DISTRICT OF COPPERBELT

## CIRCONSCRIPTION DE COPPERBELT



# RESULTS BY POLL

**Candidates:** Lillian Grubach-Hambrook (ND)  
 Haakon Arntzen (YP)  
 Arthur Mitchell (L)

**Returning Officer:** Katherine Munro  
**Date of Writ:** October 4, 2002  
**Nomination Day:** October 15, 2002  
**Polling Day:** November 4, 2002  
**Date of Return:** November 11, 2002

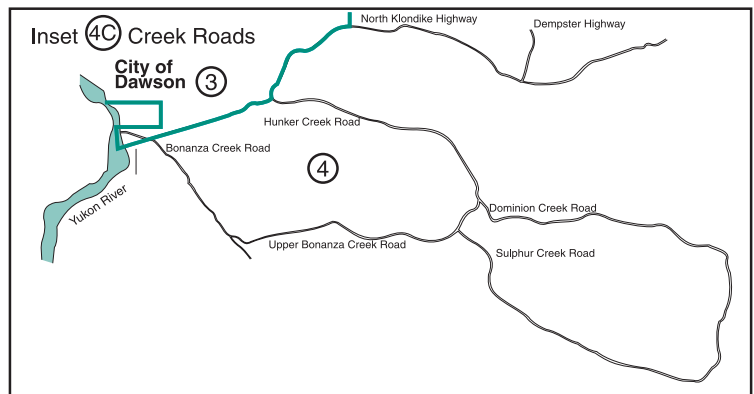
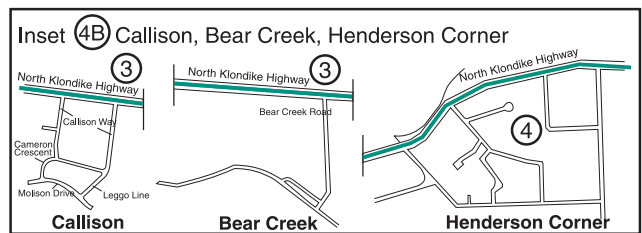
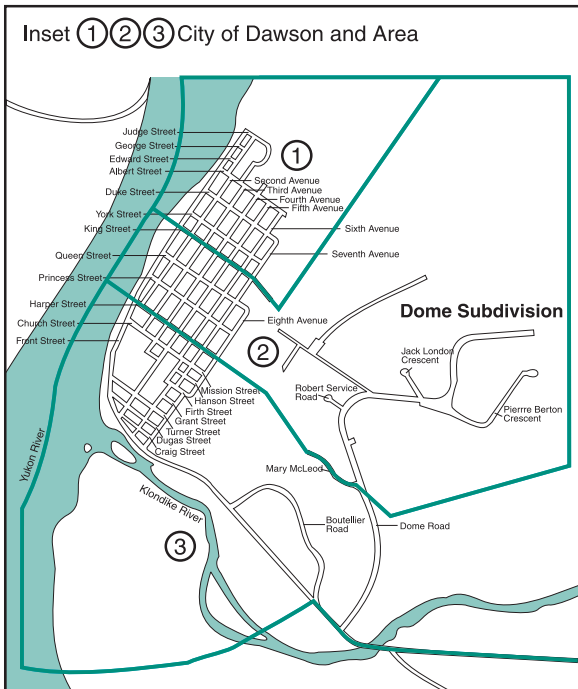
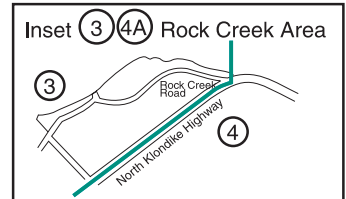
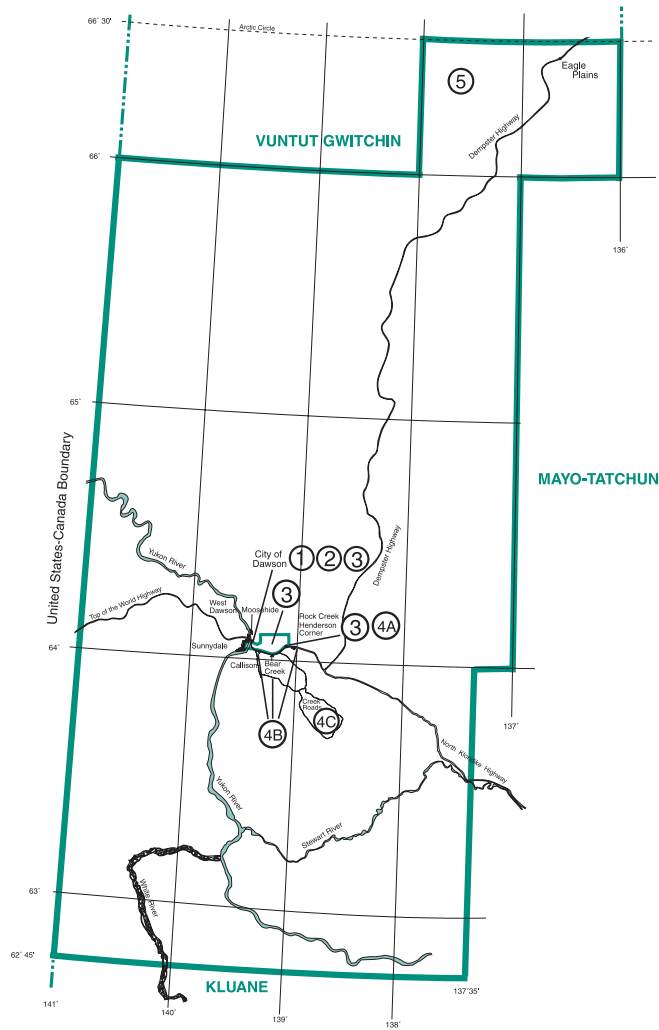
Polling Stations		Grubach-Hambrook (ND)	Haakon Arntzen (YP)	Arthur Mitchell (L)	Rejected Ballots	Total Vote	Electors on List
Locations	No.						
Elijah Smith Elem. School	1A	51	88	64	0	203	330
Elijah Smith Elem. School	1B	49	68	82	4	203	266
Elijah Smith Elem. School	2	53	98	69	1	221	323
Elijah Smith Elem. School	3	96	103	61	3	263	377
Selkirk Elem. School	AP	13	17	36	0	66	-
WGH	-	1	0	0	0	1	-
<b>Totals</b>	<b>6</b>	<b>263</b>	<b>374</b>	<b>312</b>	<b>8</b>	<b>957</b>	<b>1,296</b>

Majority for Haakon Arntzen (YP) over Lillian Grubach-Hambrook (ND), 111  
 Arthur Mitchell (L), 62

Percentage of electors who voted: 73.84  
 Number of electors who voted by proxy: 33  
 Number of electors who voted by special ballot: 5

# ELECTORAL DISTRICT OF KLONDIKE

## CIRCONSCRIPTION DE KLONDIKE



# RESULTS BY POLL

**Candidates:** Glen Everitt (L)  
 Peter Jenkins (YP)  
 Lisa Hutton (ND)

**Returning Officer:** Bonnie Barber  
**Date of Writ:** October 4, 2002  
**Nomination Day:** October 15, 2002  
**Polling Day:** November 4, 2002  
**Date of Return:** November 11, 2002

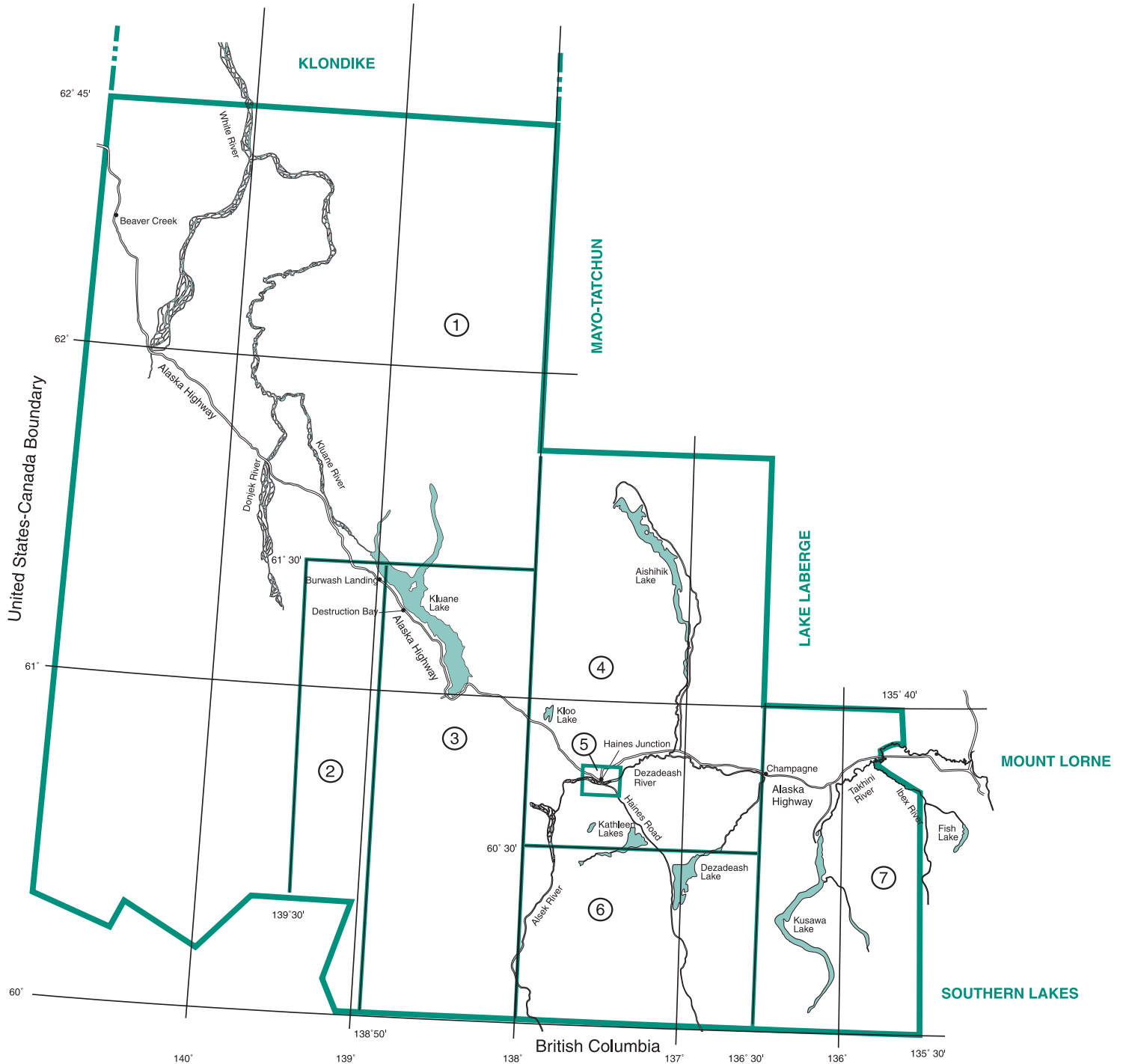
Polling Stations		Glen Everitt (L)	Peter Jenkins (YP)	Lisa Hutton (ND)	Rejected Ballots	Total Vote	Electors on List
Locations	No.						
Dawson City	1	41	74	45	0	160	239
Dawson City	2	53	123	33	1	210	295
Dawson City	3	43	117	46	1	207	274
Dawson City	4	32	136	39	2	209	286
Eagle Plains (MI)	5	0	0	0	0	0	5
Dawson City	AP	55	58	37	1	151	-
<b>Totals</b>	<b>6</b>	<b>224</b>	<b>508</b>	<b>200</b>	<b>5</b>	<b>937</b>	<b>1,099</b>

Majority for Peter Jenkins (YP) over Glen Everitt (L), 284  
 Lisa Hutton (ND), 308

Percentage of electors who voted: 85.26  
 Number of electors who voted by proxy: 108  
 Number of electors who voted by special ballot: 29

# ELECTORAL DISTRICT OF KLUANE

## CIRCONSCRIPTION DE KLUANE





# RESULTS BY POLL

**Candidates:** Gary McRobb (ND)  
 Paul Birckel (L)  
 Michael Crawshay (YP)

**Returning Officer:** Lilly Smith  
**Date of Writ:** October 4, 2002  
**Nomination Day:** October 15, 2002  
**Polling Day:** November 4, 2002  
**Date of Return:** November 11, 2002

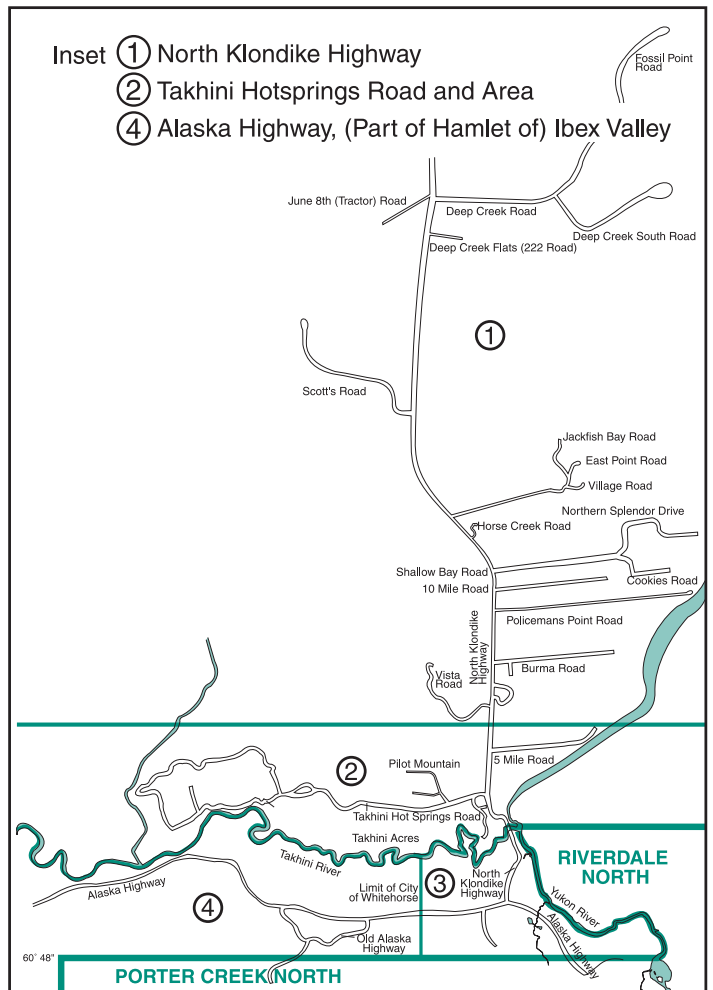
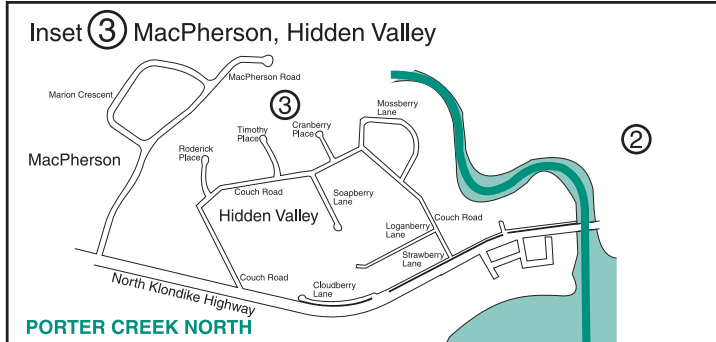
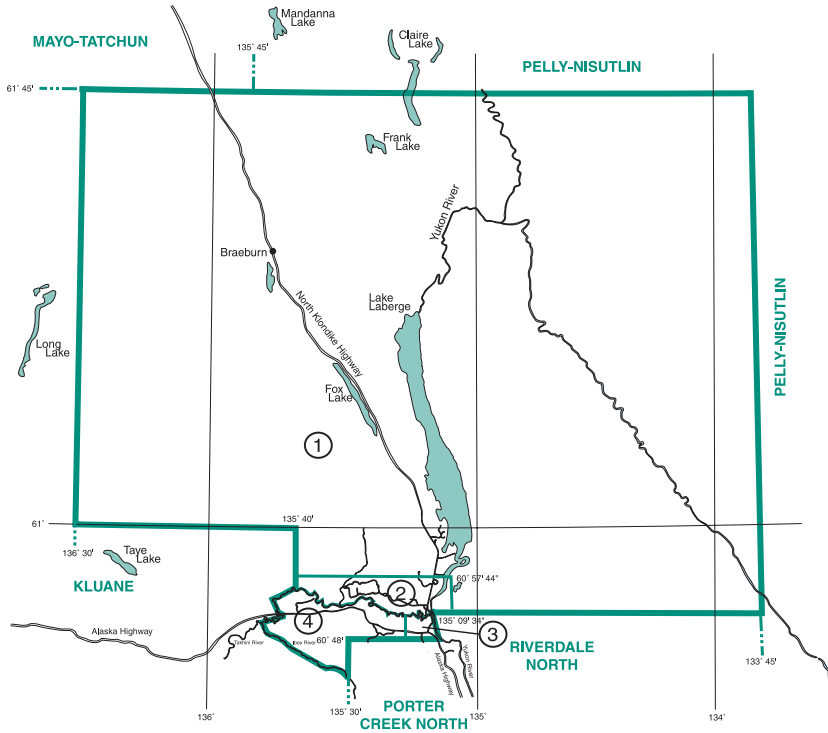
Polling Stations		Gary McRobb (ND)	Paul Birckel (L)	Michael Crawshay (YP)	Rejected Ballots	Total Vote	Electors on List
Locations	No.						
Beaver Creek	1	49	4	8	1	62	86
Burwash Landing	2	42	5	8	0	55	76
Destruction Bay	3	21	6	9	0	36	46
Haines Junction	4	79	27	27	1	134	192
Haines Junction	5	133	36	53	2	224	305
Haines Road (MI)	6	1	6	0	0	7	12
Takhini River Sub.	7	64	13	12	0	89	126
Haines Junction	AP	53	12	6	0	71	-
WGH	-	0	0	1	0	1	-
<b>Totals</b>	<b>9</b>	<b>442</b>	<b>109</b>	<b>124</b>	<b>4</b>	<b>679</b>	<b>843</b>

Majority for Gary McRobb (ND) over Paul Birckel (L), 333  
 Michael Crawshay (YP), 318

Percentage of electors who voted: 80.55  
 Number of electors who voted by proxy: 26  
 Number of electors who voted by special ballot: 19

# ELECTORAL DISTRICT OF LAKE LABERGE

## CIRCONSCRIPTION DE LAC LABERGE



# RESULTS BY POLL

**Candidates:** Brad Cathers (YP)  
 Bill Commins (ND)  
 Pam Buckway (L)

**Returning Officer:** Ruth Koenig  
**Date of Writ:** October 4, 2002  
**Nomination Day:** October 15, 2002  
**Polling Day:** November 4, 2002  
**Date of Return:** November 11, 2002

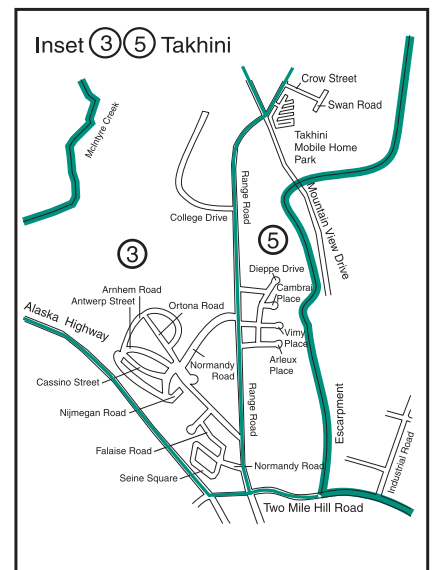
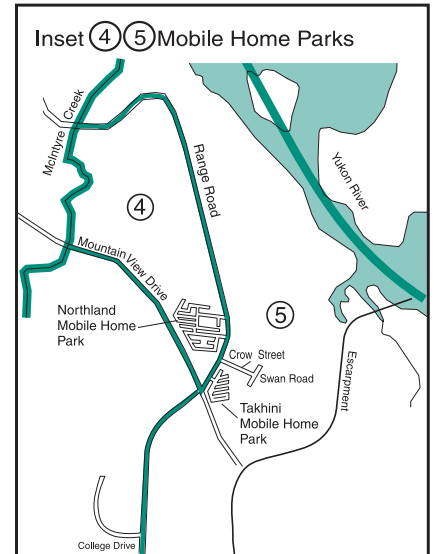
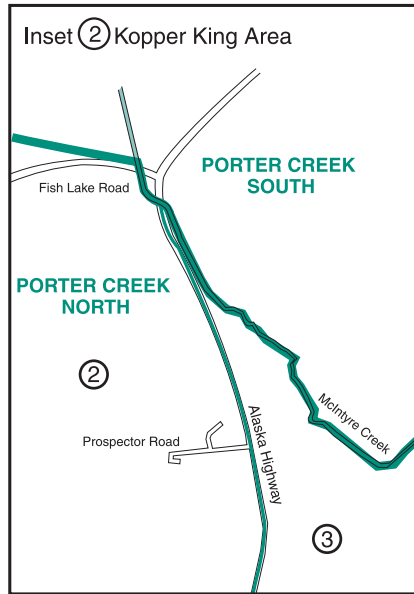
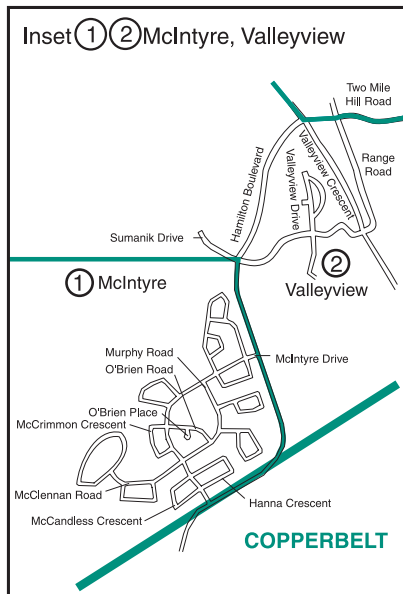
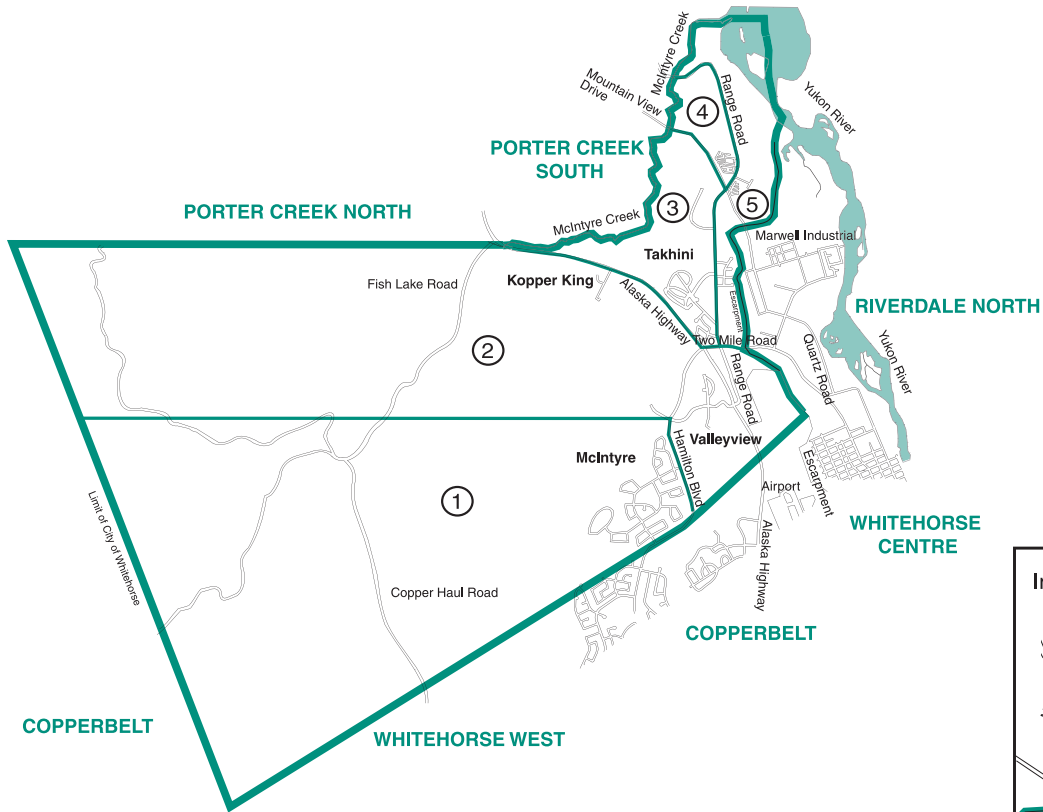
Polling Stations		Brad Cathers (YP)	Bill Commins (ND)	Pam Buckway (L)	Rejected Ballots	Total Vote	Electors on List
Locations	No.						
Hidden Valley School	1	119	40	64	1	224	301
Hidden Valley School	2	164	52	43	4	263	328
Hidden Valley School	3	117	26	53	3	199	261
Hidden Valley School	4	51	27	41	1	120	163
Selkirk Elem. School	AP	14	5	17	3	39	-
WGH	-	1	0	0	0	1	-
<b>Totals</b>	<b>6</b>	<b>466</b>	<b>150</b>	<b>218</b>	<b>12</b>	<b>846</b>	<b>1,053</b>

Majority for Brad Cathers (YP) over Bill Commins (ND), 316  
 Pam Buckway (L), 248

Percentage of electors who voted: 80.34  
 Number of electors who voted by proxy: 36  
 Number of electors who voted by special ballot: 4

# ELECTORAL DISTRICT OF McINTYRE-TAKHINI

## CIRCONSCRIPTION DE McINTYRE-TAKHINI



# RESULTS BY POLL

**Candidates:** Maureen Stephens (ND)  
 Geoffrey Capp (I)  
 John Edzerza (YP)  
 Judy Gingell (L)  
 Wayne Jim (I)

**Returning Officer:** Linda Hilton  
**Date of Writ:** October 4, 2002  
**Nomination Day:** October 15, 2002  
**Polling Day:** November 4, 2002  
**Date of Return:** November 11, 2002

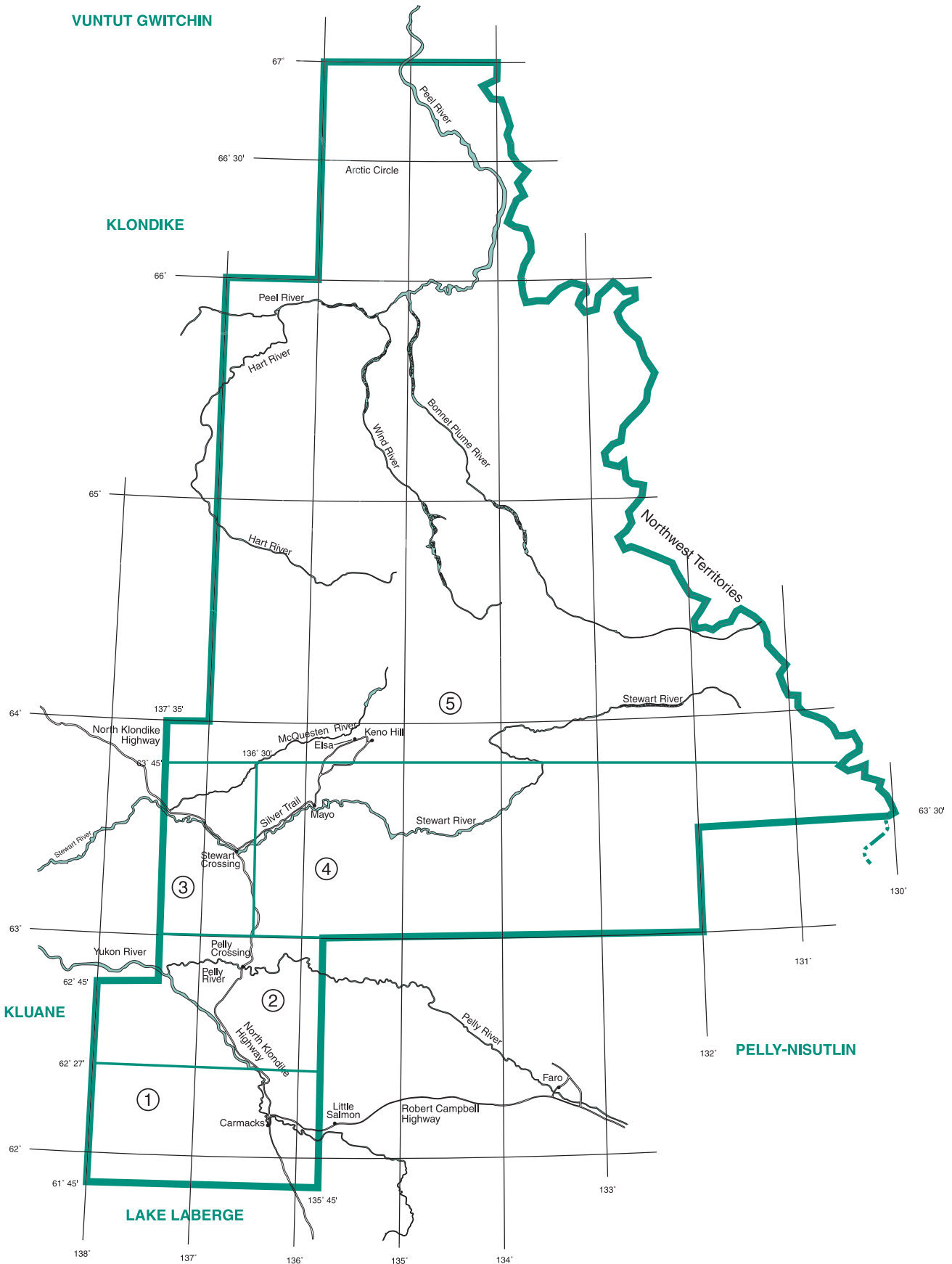
Polling Stations		Maureen Stephens (ND)	Geoffrey Capp (I)	John Edzerza (YP)	Judy Gingell (L)	Wayne Jim (I)	Rejected Ballots	Total Vote	Electors on List
Locations	No.								
Na Kwa Ta Ku Potlatch House	1	24	1	66	38	63	1	193	258
Na Kwa Ta Ku Potlatch House	2	61	2	44	32	11	1	151	205
Takhini Elementary School	3	70	7	54	39	30	3	203	274
Takhini Elementary School	4	51	3	57	18	9	1	139	217
Takhini Elementary School	5	57	2	55	65	14	1	194	313
Selkirk Elementary School	AP	7	0	12	12	2	1	34	-
<b>Totals</b>	<b>6</b>	<b>270</b>	<b>15</b>	<b>288</b>	<b>204</b>	<b>129</b>	<b>8</b>	<b>914</b>	<b>1,267</b>

Majority for John Edzerza (YP), over Maureen Stephens (ND), 18  
 Geoffrey Capp (I), 273  
 Judy Gingell (L), 84  
 Wayne Jim (I), 159

Percentage of electors who voted: 72.14  
 Number of electors who voted by proxy: 20  
 Number of electors who voted by special ballot: 5

# ELECTORAL DISTRICT OF MAYO-TATCHUN

## CIRCONSCRIPTION DE MAYO-TATCHUN



# RESULTS BY POLL

**Candidates:** Dibs Williams (I)  
 Eric Fairclough (ND)  
 Pat Van Bibber (L)  
 Jerry C. Kruse (YP)

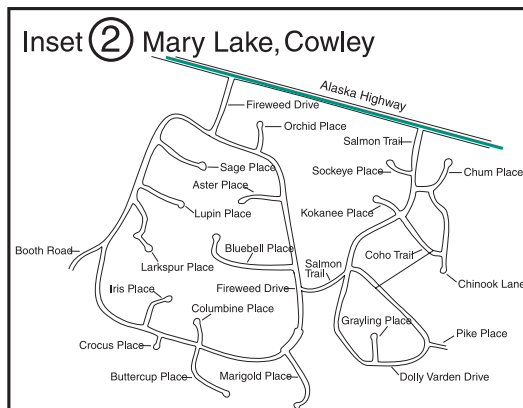
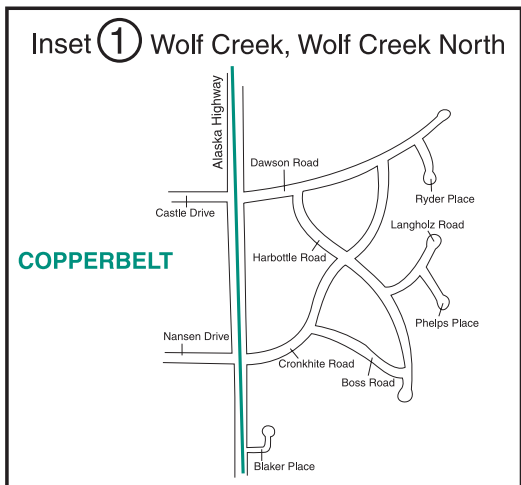
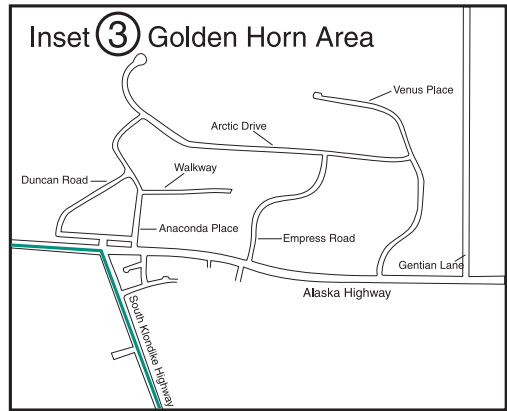
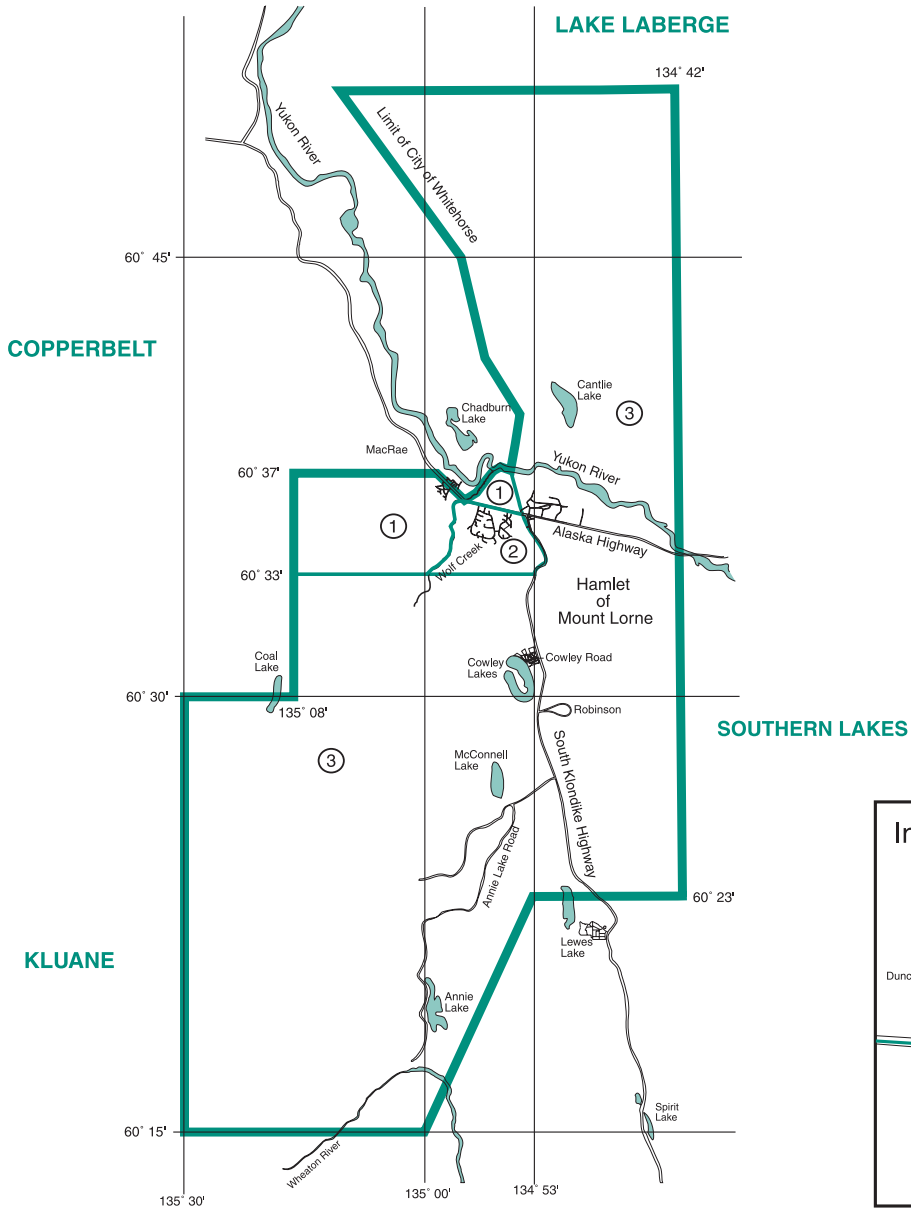
**Returning Officer:** Joan Ewing  
**Date of Writ:** October 4, 2002  
**Nomination Day:** October 15, 2002  
**Polling Day:** November 4, 2002  
**Date of Return:** November 11, 2002

Polling Stations		Eric Fairclough (ND)	Pat Van Bibber (L)	Jerry C. Kruse (YP)	Rejected Ballots	Total Vote	Electors on List	
Locations	No.	Dibs Williams (I)						
Carmacks	1	10	118	47	39	2	216	287
Pelly Crossing	2	15	92	28	16	0	151	220
Stewart Crossing	3	1	9	5	7	0	22	38
Mayo	4	7	83	77	21	1	189	303
Keno Hill (MI)	5	1	6	5	6	0	18	19
Carmacks	AP1	1	7	8	3	0	19	-
Pelly Crossing	AP2	0	11	5	2	2	20	-
Mayo	AP3	1	13	33	8	0	55	-
WCC	-	0	0	2	0	0	2	-
<b>Totals</b>	<b>9</b>	<b>36</b>	<b>339</b>	<b>210</b>	<b>102</b>	<b>5</b>	<b>692</b>	<b>867</b>

Majority for Eric Fairclough (ND) over Dibs Williams (I), 303  
 Pat Van Bibber (L), 129  
 Jerry C. Kruse (YP), 237

Percentage of electors who voted: 79.82  
 Number of electors who voted by proxy: 14  
 Number of electors who voted by special ballot: 7

# ELECTORAL DISTRICT OF MOUNT LORNE CIRCONSCRIPTION DE MOUNT LORNE





# RESULTS BY POLL

**Candidates:** Cynthia Tucker (L)  
 Darcy Tkachuk (YP)  
 Steve Cardiff (ND)

**Returning Officer:** Donna Pendziwol-MacMillan  
**Date of Writ:** October 4, 2002  
**Nomination Day:** October 15, 2002  
**Polling Day:** November 4, 2002  
**Date of Return:** November 11, 2002

Polling Stations		Cynthia Tucker (L)	Darcy Tkachuk (YP)	Steve Cardiff (ND)	Rejected Ballots	Total Vote	Electors on List
Locations	No.						
Golden Horn Elem. School	1	55	48	80	2	185	257
Golden Horn Elem. School	2	74	97	97	4	272	364
Golden Horn Elem. School	3	93	109	129	2	333	446
Golden Horn Fire Hall	AP	14	17	28	0	59	-
<b>Totals</b>	<b>4</b>	<b>236</b>	<b>271</b>	<b>334</b>	<b>8</b>	<b>849</b>	<b>1,067</b>

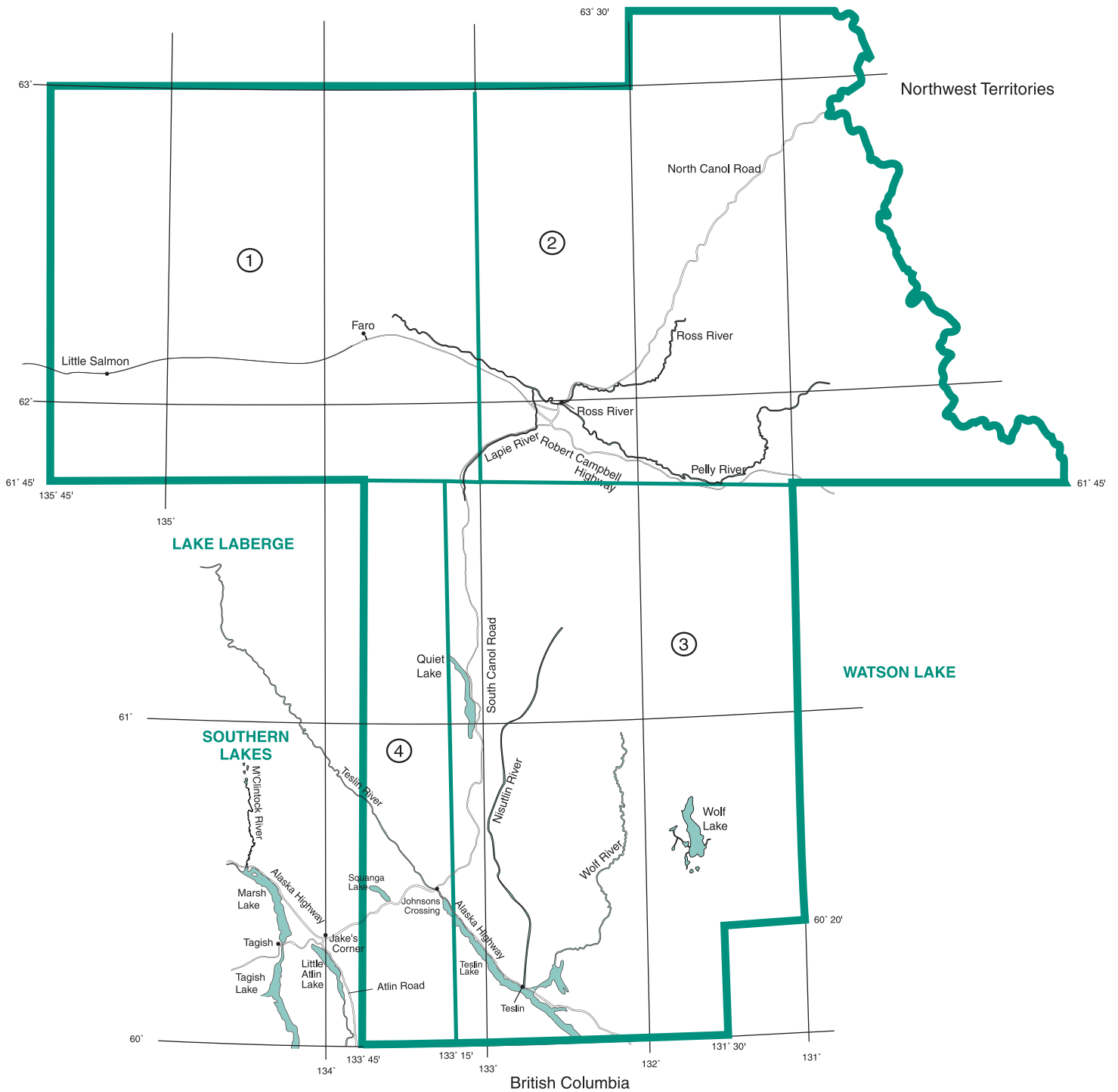
Majority for Steve Cardiff (ND) over Cynthia Tucker (L), 98  
 Darcy Tkachuk (YP), 63

Percentage of electors who voted: 79.57  
 Number of electors who voted by proxy: 34  
 Number of electors who voted by special ballot: 6

# ELECTORAL DISTRICT OF PELY-NISUTLIN

## CIRCONSCRIPTION DE PELY-NISUTLIN

MAYO-TATCHUN



# RESULTS BY POLL

**Candidates:** James R. McLachlan (L)  
 Buzz Burgess (ND)  
 Dean Hassard (YP)

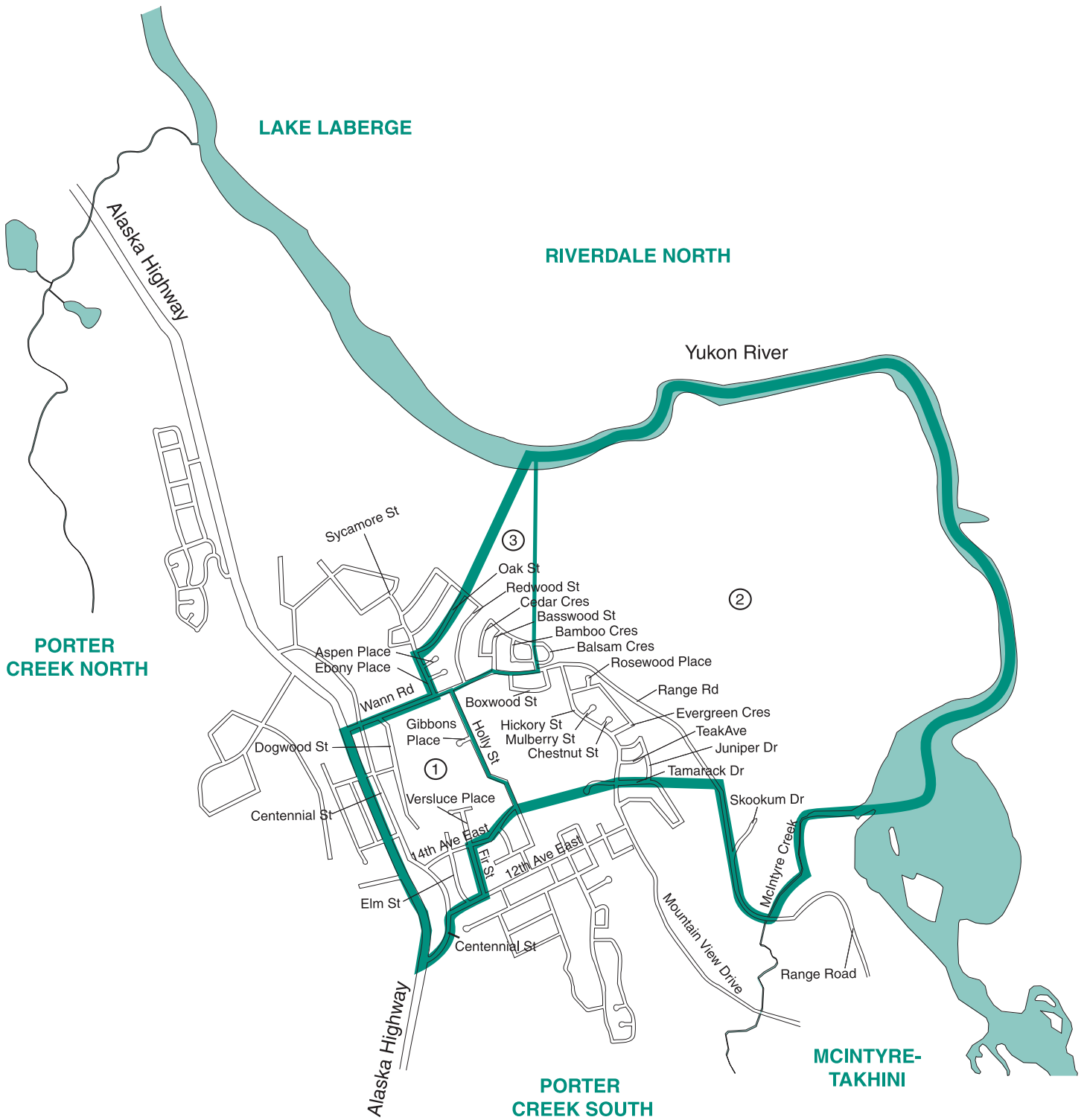
**Returning Officer:** Phyllis Forbes  
**Date of Writ:** October 4, 2002  
**Nomination Day:** October 15, 2002  
**Polling Day:** November 4, 2002  
**Date of Return:** November 11, 2002

Polling Stations		James R. McLachlan (L)	Buzz Burgess (ND)	Dean Hassard (YP)	Rejected Ballots	Total Vote	Electors on List
Locations	No.						
Faro	1	101	25	62	0	188	259
Ross River	2	23	50	51	0	124	216
Teslin	3	22	69	140	0	231	314
Johnsons Crossing(MI)	4	3	1	9	0	13	19
Faro	AP1	23	1	7	0	31	-
Ross River	AP2	2	4	5	0	11	-
Teslin	AP3	6	12	22	0	40	-
WCC	-	1	0	1	0	2	-
<b>Totals</b>	<b>8</b>	<b>181</b>	<b>162</b>	<b>297</b>	<b>0</b>	<b>640</b>	<b>808</b>

Majority for Dean Hassard (YP) over James R. McLachlan (L), 116  
 Buzz Burgess (ND), 135

Percentage of electors who voted: 79.21  
 Number of electors who voted by proxy: 21  
 Number of electors who voted by special ballot: 11

# ELECTORAL DISTRICT OF PORTER CREEK CENTRE CIRCONSCRIPTION DE PORTER CREEK CENTRE



# RESULTS BY POLL

**Candidates:** Judi Johnny (ND)  
 Archie Lang (YP)  
 Scott Kent (L)

**Returning Officer:** Joanne Green  
**Date of Writ:** October 4, 2002  
**Nomination Day:** October 15, 2002  
**Polling Day:** November 4, 2002  
**Date of Return:** November 11, 2002

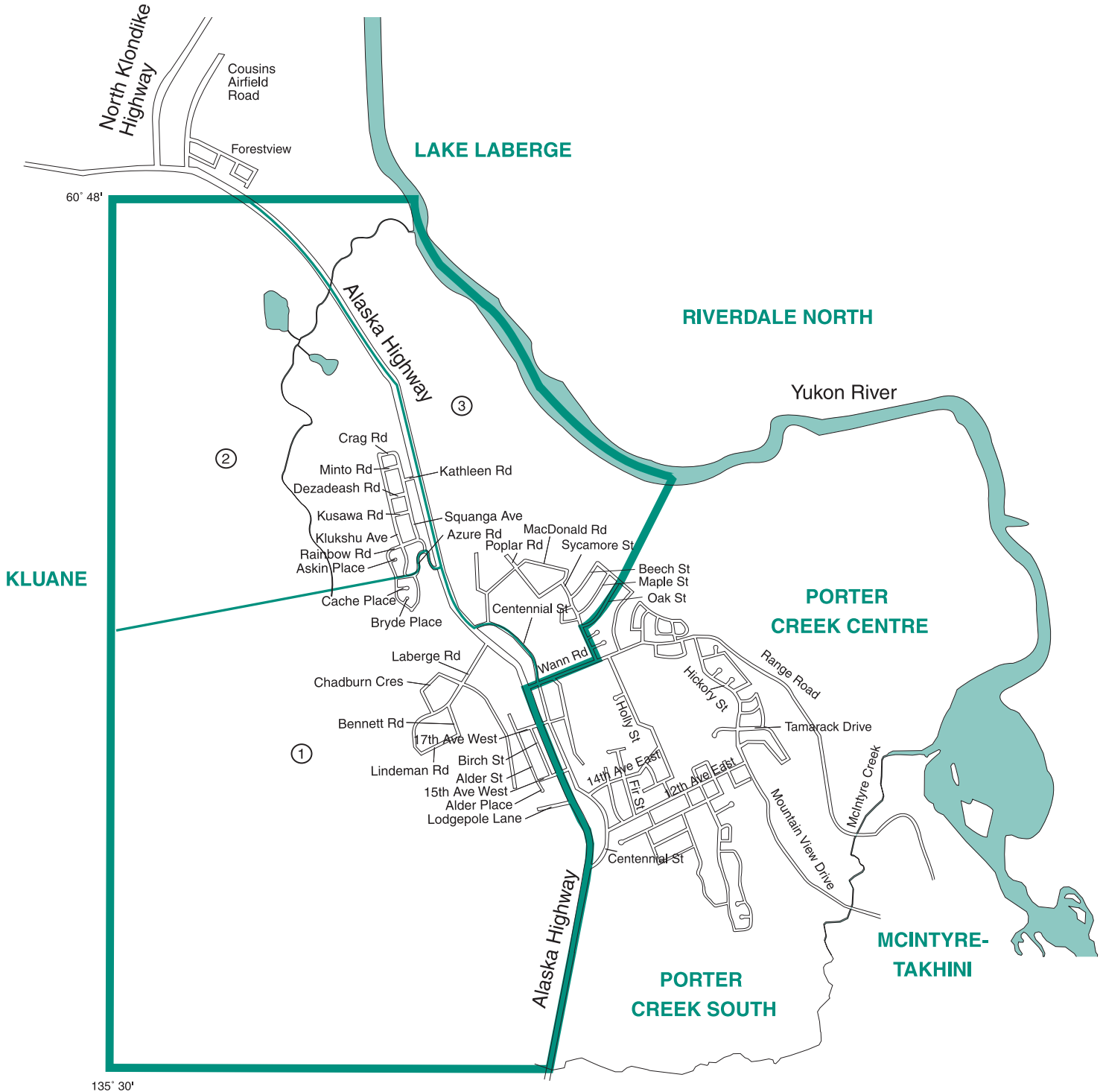
Polling Stations		Judi Johnny (ND)	Archie Lang (YP)	Scott Kent (L)	Rejected Ballots	Total Vote	Electors on List	
Locations	No.							
Holy Family Elem. School	1	15	98	50	2	165	229	
Holy Family Elem. School	2	25	130	141	7	303	395	
Holy Family Elem. School	3	19	146	109	2	276	379	
Selkirk Elem. School	AP	4	25	12	0	41	-	
<b>Totals</b>		<b>4</b>	<b>63</b>	<b>399</b>	<b>312</b>	<b>11</b>	<b>785</b>	<b>1,003</b>

Majority for Archie Lang (YP) over Judi Johnny (ND), 336  
 Scott Kent (L), 87

Percentage of electors who voted: 78.27  
 Number of electors who voted by proxy: 28  
 Number of electors who voted by special ballot: 3

# ELECTORAL DISTRICT OF PORTER CREEK NORTH

## CIRCONSCRIPTION DE PORTER CREEK NORD



# RESULTS BY POLL

**Candidates:** Roger Rondeau (I)  
 Jim Kenyon (YP)  
 Mark Bowers (ND)  
 Dave Austin (L)

**Returning Officer:** Kathy O'Donovan  
**Date of Writ:** October 4, 2002  
**Nomination Day:** October 15, 2002  
**Polling Day:** November 4, 2002  
**Date of Return:** November 11, 2002

Polling Stations		Roger Rondeau (I)	Jim Kenyon (YP)	Mark Bowers (ND)	Dave Austin (L)	Rejected Ballots	Total Vote	Electors on List
Locations	No.							
Our Lady of Victory Church	1	36	108	52	36	2	234	318
Our Lady of Victory Church	2	43	81	30	58	3	215	281
Our Lady of Victory Church	3	32	122	45	40	0	239	329
Selkirk Elem. School	AP	1	19	8	14	0	42	-
WGH	-	0	1	0	0	0	1	-
<b>Totals</b>	<b>5</b>	<b>112</b>	<b>331</b>	<b>135</b>	<b>148</b>	<b>5</b>	<b>731</b>	<b>928</b>

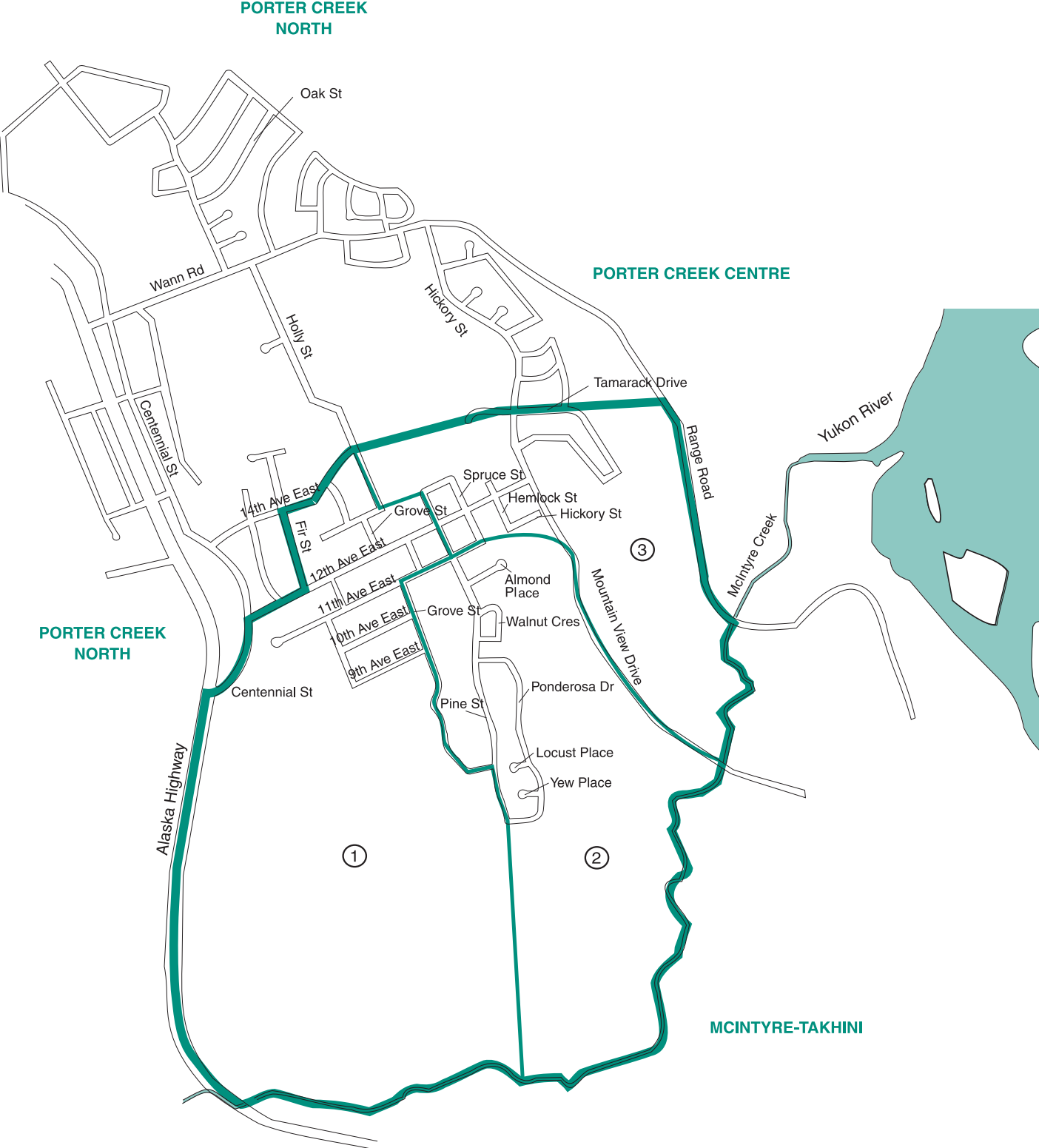
Majority for Jim Kenyon (YP) over Roger Rondeau (I), 219  
 Mark Bowers (ND), 196  
 Dave Austin (L), 183

Percentage of electors who voted: 78.77

Number of electors who voted by proxy: 18

Number of electors who voted by special ballot: 1

# ELECTORAL DISTRICT OF PORTER CREEK SOUTH CIRCONSCRIPTION DE PORTER CREEK SUD





# RESULTS BY POLL

**Candidates:** Paul Warner (ND)  
Lynn Ogden (YP)  
Pat Duncan (L)

**Returning Officer:** Beverley Mason-Wood  
**Date of Writ:** October 4, 2002  
**Nomination Day:** October 15, 2002  
**Polling Day:** November 4, 2002  
**Date of Return:** November 11, 2002

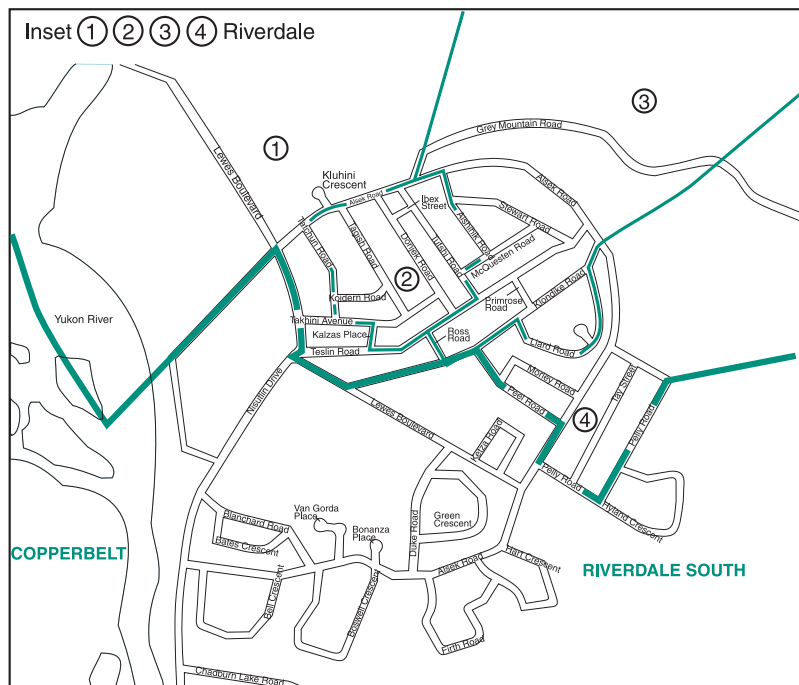
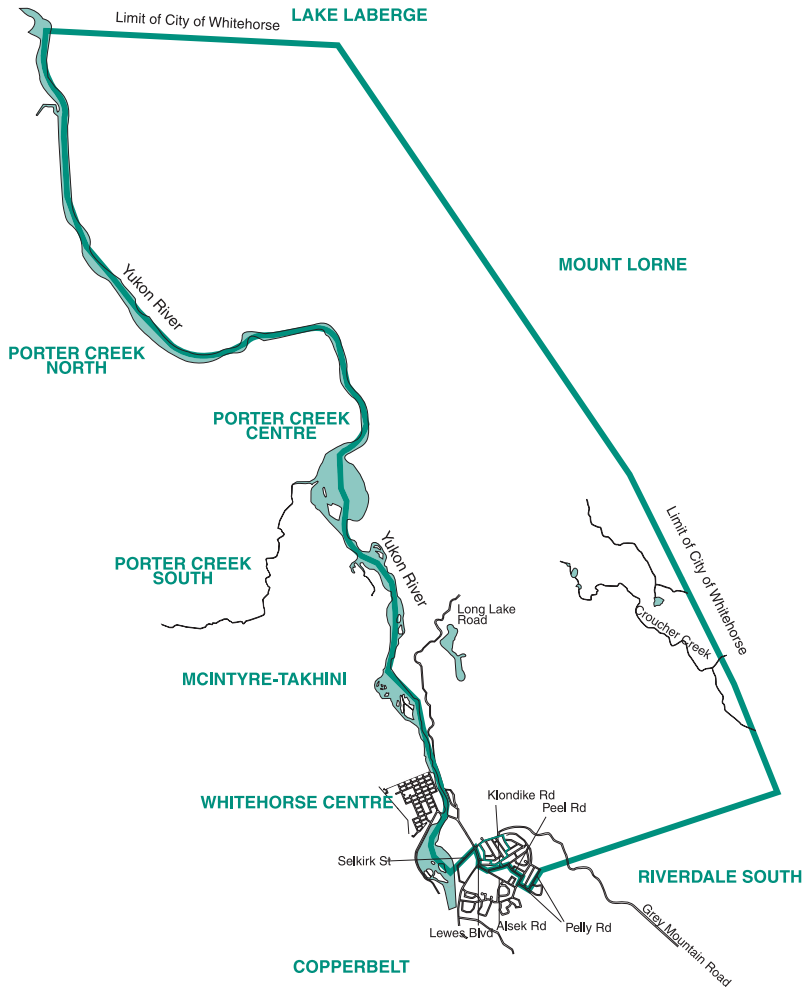
Polling Stations		Paul Warner (ND)	Lynn Ogden (YP)	Pat Duncan (L)	Rejected Ballots	Total Vote	Electors on List
Locations	No.						
Jack Hulland Elem. School	1	34	102	117	6	259	337
Jack Hulland Elem. School	2	26	89	160	2	277	354
Jack Hulland Elem. School	3	16	89	103	1	209	269
Selkirk Elem. School	AP	4	21	28	0	53	-
<b>Totals</b>	<b>4</b>	<b>80</b>	<b>301</b>	<b>408</b>	<b>9</b>	<b>798</b>	<b>960</b>

Majority for Pat Duncan (L) over Paul Warner (ND), 328  
Lynn Ogden (YP), 107

Percentage of electors who voted: 83.13  
Number of electors who voted by proxy: 36  
Number of electors who voted by special ballot: 2

# ELECTORAL DISTRICT OF RIVERDALE NORTH

## CIRCONSCRIPTION DE RIVERDALE NORD



# RESULTS BY POLL

**Candidates:** Dale Eftoda (L)  
 Ted Staffen (YP)  
 Jan Slipetz (ND)

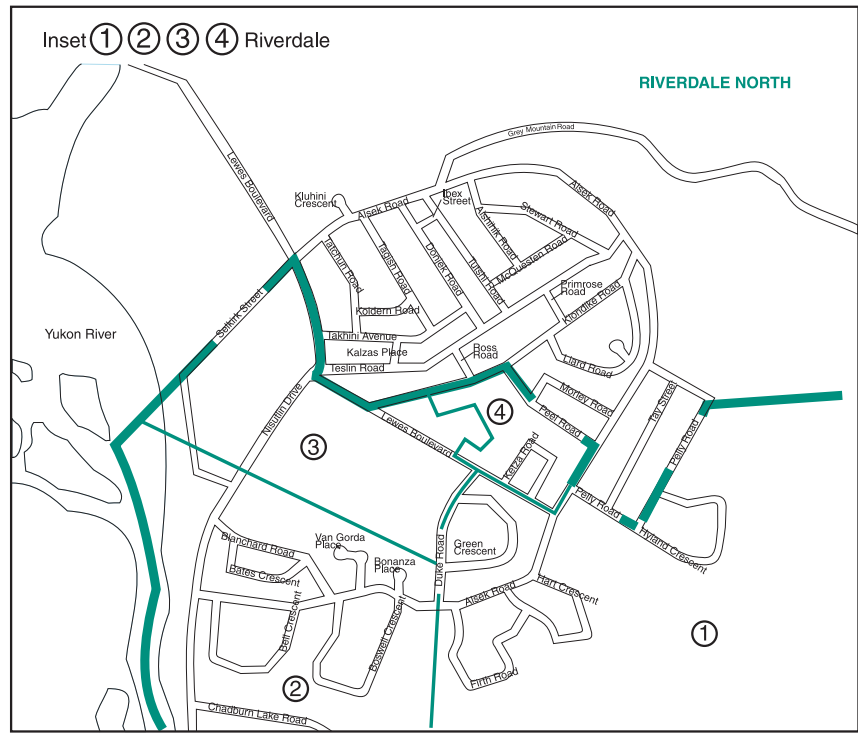
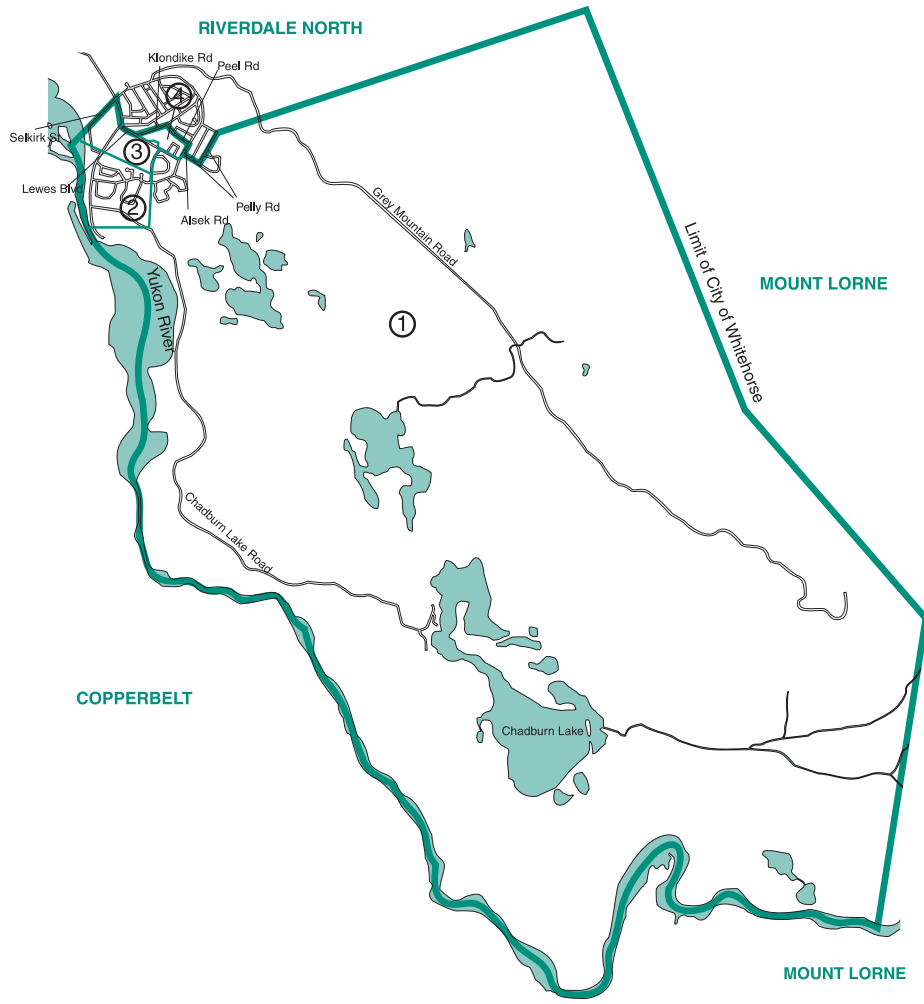
**Returning Officer:** Sally Stitt  
**Date of Writ:** October 4, 2002  
**Nomination Day:** October 15, 2002  
**Polling Day:** November 4, 2002  
**Date of Return:** November 11, 2002

Polling Stations		Dale Eftoda (L)	Ted Staffen (YP)	Jan Slipetz (ND)	Rejected Ballots	Total Vote	Electors on List
Locations	No.						
Selkirk Elem. School	1	41	62	39	1	143	218
Selkirk Elem. School	2	102	100	43	0	245	341
Selkirk Elem. School	3	69	127	66	3	265	349
Selkirk Elem. School	4	112	120	58	2	292	391
Macaulay Lodge	-	6	4	1	0	11	24
Selkirk Elem. School	AP	25	32	16	0	73	-
WGH	-	0	1	0	0	1	-
<b>Totals</b>	<b>7</b>	<b>355</b>	<b>446</b>	<b>223</b>	<b>6</b>	<b>1,030</b>	<b>1,323</b>

Majority for Ted Staffen (YP) over Dale Eftoda (L), 91  
 Jan Slipetz (ND), 223

Percentage of electors who voted: 77.85  
 Number of electors who voted by proxy: 52  
 Number of electors who voted by special ballot: 7

# ELECTORAL DISTRICT OF RIVERDALE SOUTH CIRCONSCRIPTION DE RIVERDALE SUD



# RESULTS BY POLL

**Candidates:** Cary Gryba (ND)  
 Glenn Hart (YP)  
 Sue Edelman (L)

**Returning Officer:** Joan Coxford  
**Date of Writ:** October 4, 2002  
**Nomination Day:** October 15, 2002  
**Polling Day:** November 4, 2002  
**Date of Return:** November 11, 2002

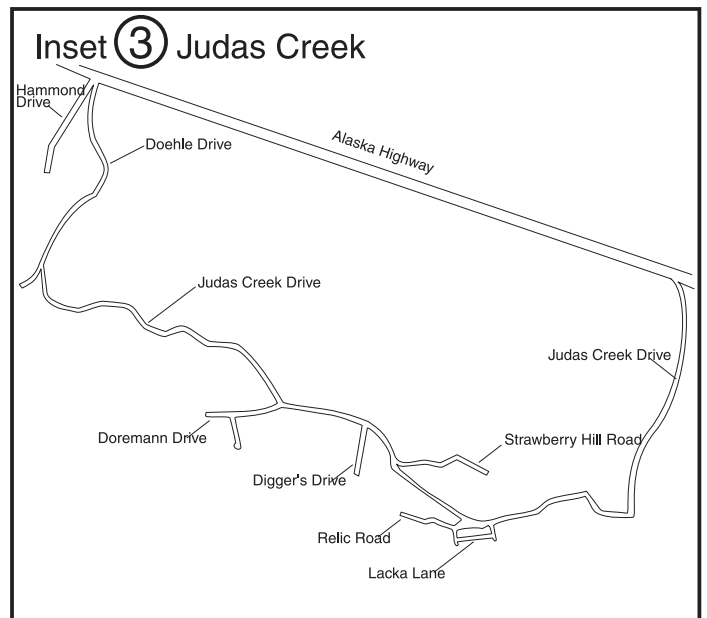
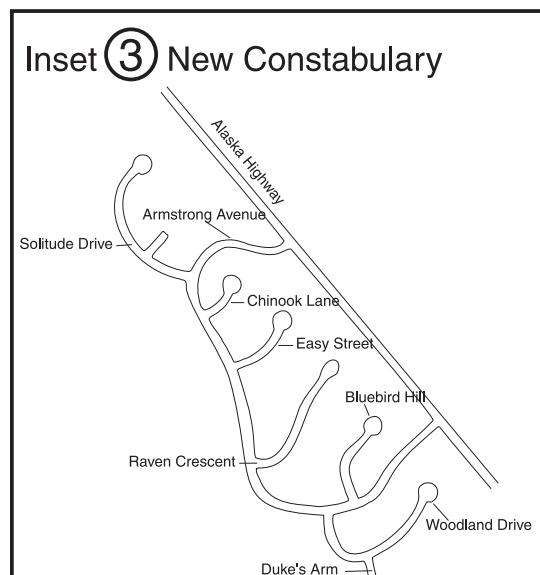
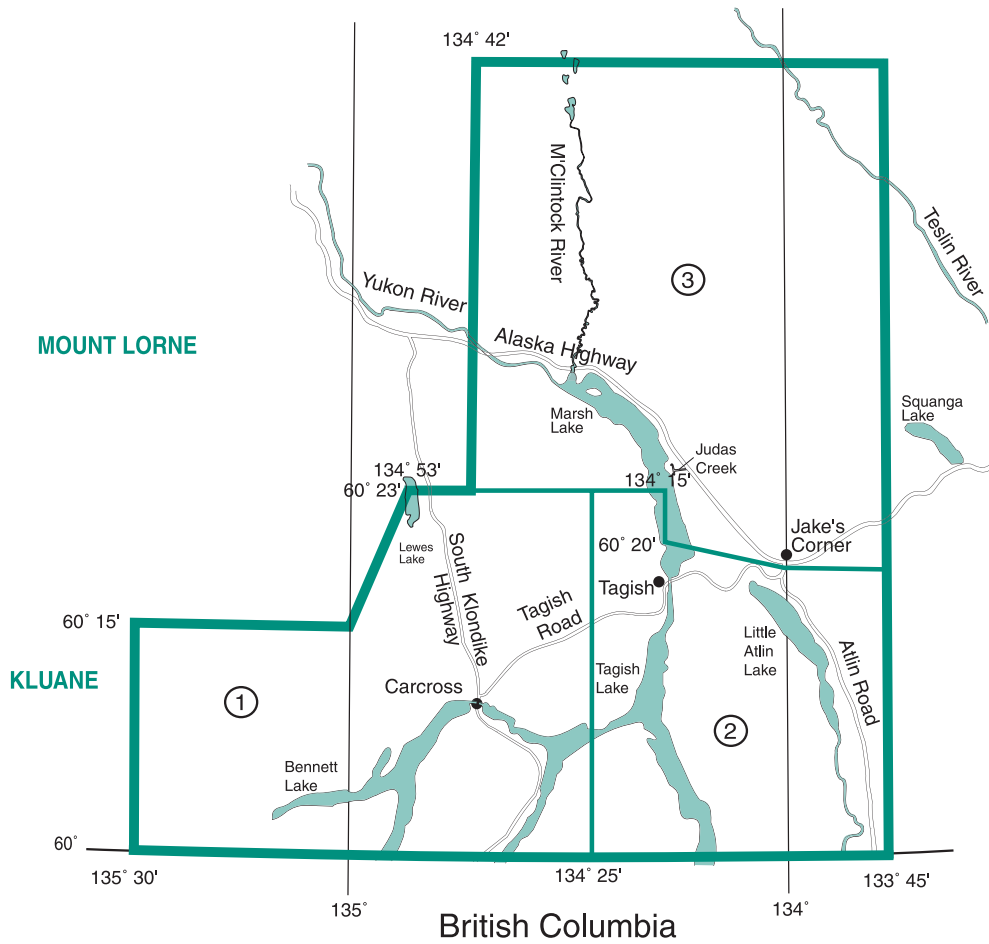
Polling Stations		Cary Gryba (ND)	Glenn Hart (YP)	Sue Edelman (L)	Rejected Ballots	Total Vote	Electors on List
Locations	No.						
Vanier Catholic Sec. School	1	79	118	104	2	303	423
Vanier Catholic Sec. School	2	66	134	116	2	318	451
Vanier Catholic Sec. School	3	45	47	19	0	111	204
Vanier Catholic Sec. School	4	45	67	59	3	174	283
Selkirk Elem. School	AP	18	19	34	0	71	-
<b>Totals</b>	<b>5</b>	<b>253</b>	<b>385</b>	<b>332</b>	<b>7</b>	<b>977</b>	<b>1,361</b>

Majority for Glenn Hart (YP) over Cary Gryba (ND), 132  
 Sue Edelman (L), 53

Percentage of electors who voted: 71.79  
 Number of electors who voted by proxy: 33  
 Number of electors who voted by special ballot: 8

# ELECTORAL DISTRICT OF SOUTHERN LAKES CIRCONSCRIPTION DE LACS DU SUD

## LAKE LABERGE



# RESULTS BY POLL

**Candidates:** Manfred Janssen (L)  
 Rachael Lewis (ND)  
 Patrick Rouble (YP)  
 Warren Braunberger (I)

**Returning Officer:** Janet Constable Rushant  
**Date of Writ:** October 4, 2002  
**Nomination Day:** October 15, 2002  
**Polling Day:** November 4, 2002  
**Date of Return:** November 11, 2002

Polling Stations		Manfred Janssen (L)	Rachael Lewis (ND)	Patrick Rouble (YP)	Warren Braunberger (I)	Rejected Ballots	Total Vote	Electors on List
Locations	No.							
Carcross	1	19	64	43	11	3	140	223
Tagish	2	20	32	40	10	0	102	145
Marsh Lake Fire Hall	3	53	79	114	17	2	265	375
Carcross	AP1	7	11	11	1	0	30	-
Marsh Lake Fire Hall	AP2	7	3	19	2	0	31	-
WGH	-	0	1	0	0	0	1	-
<b>Totals</b>	<b>6</b>	<b>106</b>	<b>190</b>	<b>227</b>	<b>41</b>	<b>5</b>	<b>569</b>	<b>743</b>

Majority for Patrick Rouble (YP) over  
 Manfred Janssen (L), 121  
 Rachael Lewis (ND), 37  
 Warren Braunberger (I), 186

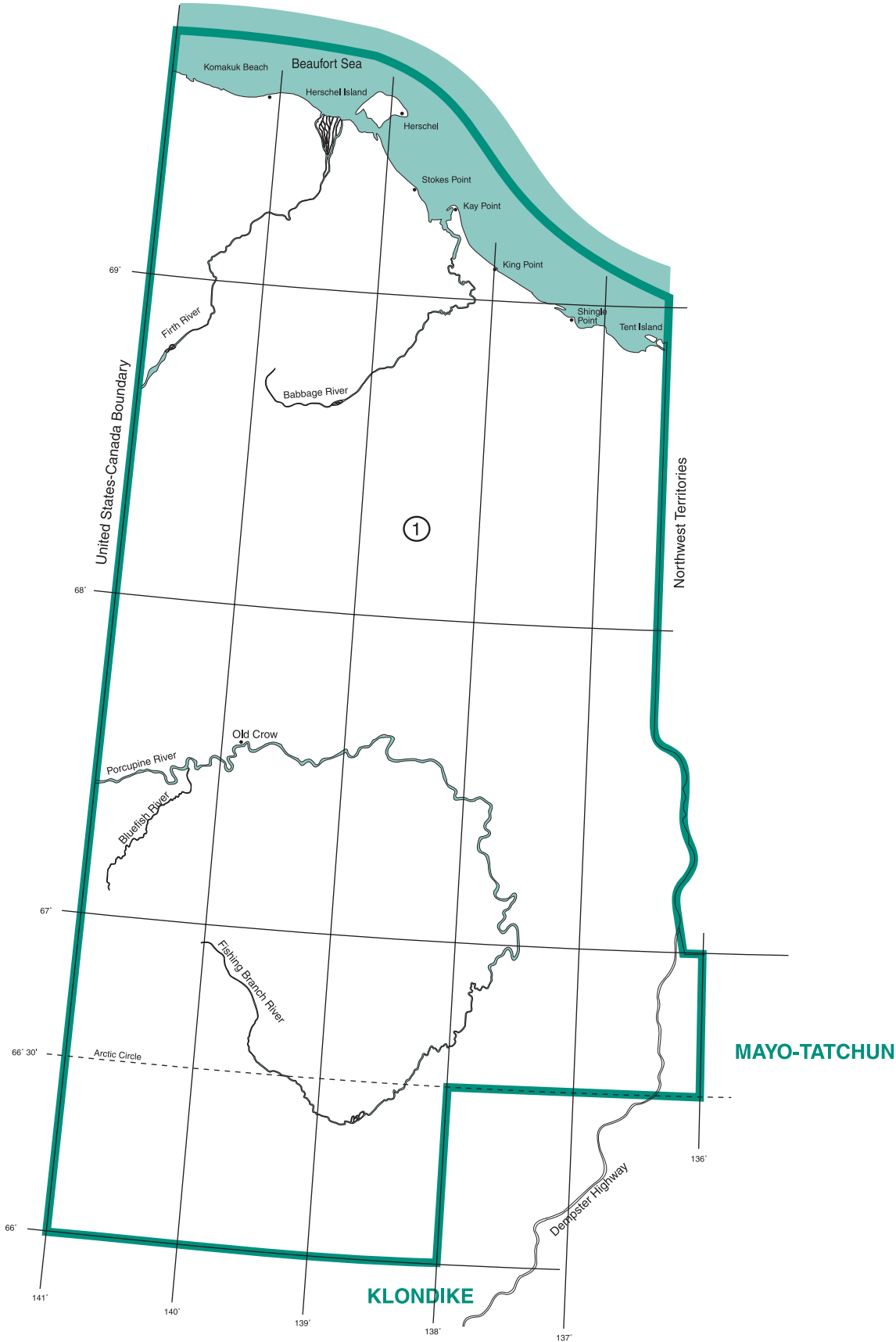
Percentage of electors who voted: 76.58

Number of electors who voted by proxy: 7

Number of electors who voted by special ballot: 6

# ELECTORAL DISTRICT OF VUNTUT GWITCHIN

## CIRCONSCRIPTION DE VUNTUT GWITCHIN





# RESULTS BY POLL

**Candidates:** Randall Tetlich (YP)  
 Joe Tetlich (L)  
 Lorraine Peter (ND)

**Returning Officer:** Renée Frost  
**Date of Writ:** October 4, 2002  
**Nomination Day:** October 15, 2002  
**Polling Day:** November 4, 2002  
**Date of Return:** November 11, 2002

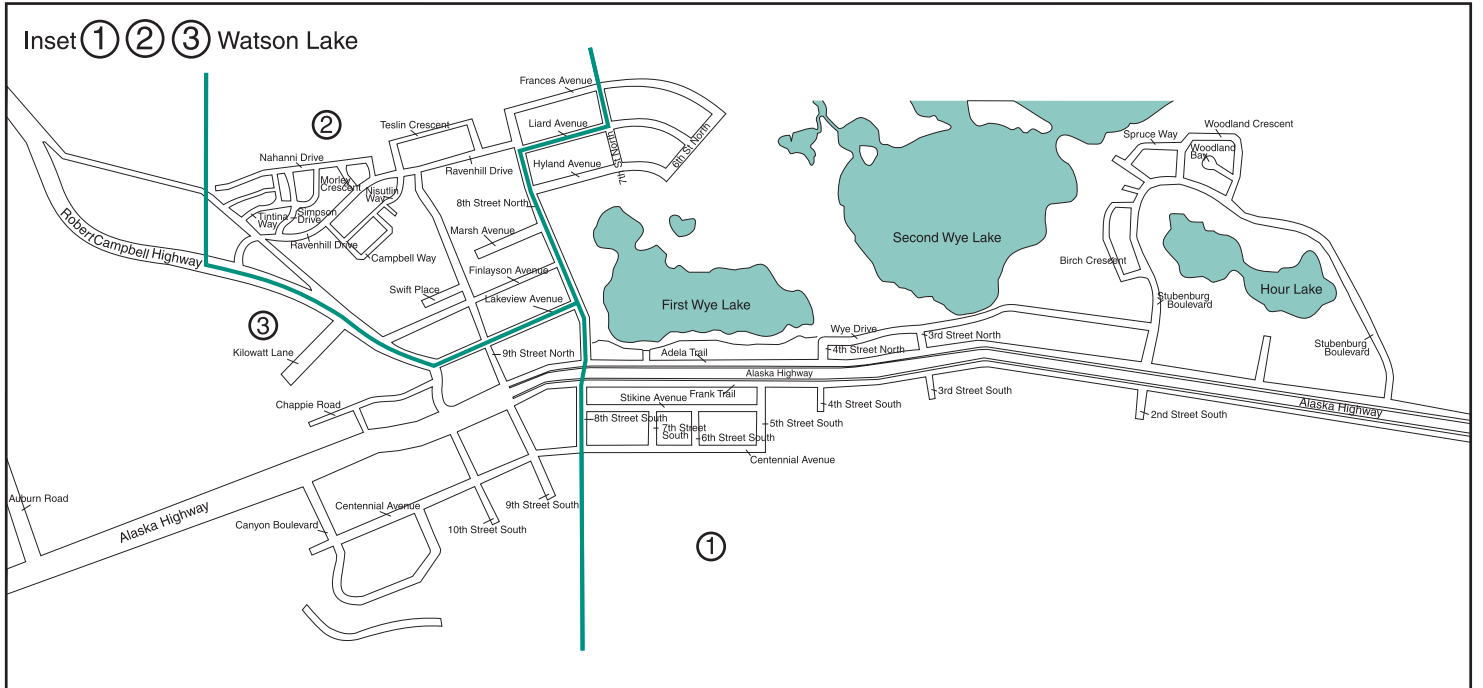
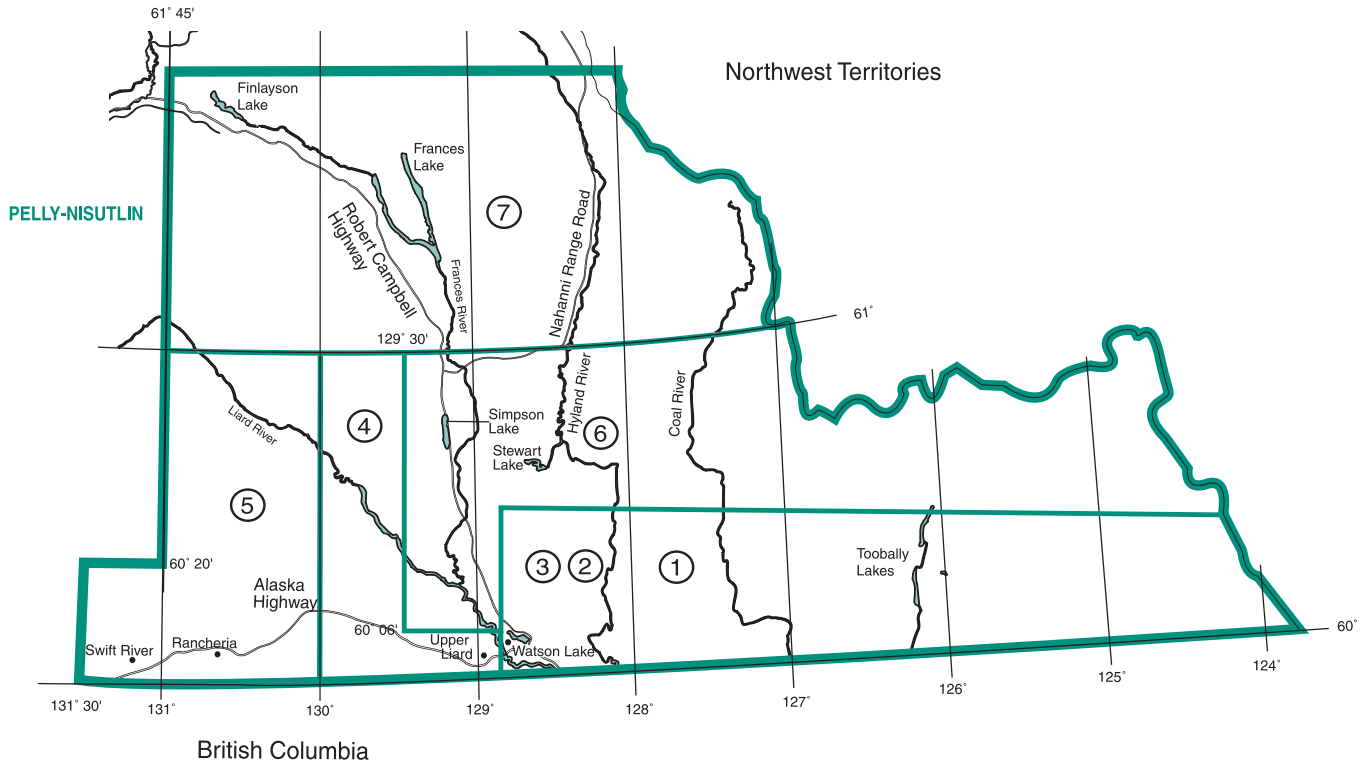
Polling Stations		Randall Tetlich (YP)	Joe Tetlich (L)	Lorraine Peter (ND)	Rejected Ballots	Total Vote	Electors on List	
Locations	No.							
Old Crow	1	33	33	65	1	132	164	
Old Crow	AP	8	1	3	0	12	-	
<b>Totals</b>		<b>2</b>	<b>41</b>	<b>34</b>	<b>68</b>	<b>1</b>	<b>144</b>	<b>164</b>

Majority for Lorraine Peter (ND) over Randall Tetlich (YP), 27  
 Joe Tetlich (L), 34

Percentage of electors who voted: 87.81  
 Number of electors who voted by proxy: 3  
 Number of electors who voted by special ballot: 6

# ELECTORAL DISTRICT OF WATSON LAKE

## CIRCONSCRIPTION DE WATSON LAKE



# RESULTS BY POLL

**Candidates:** Dennis Fentie (YP)  
 Kathy Magun (ND)  
 Tom Cove (L)

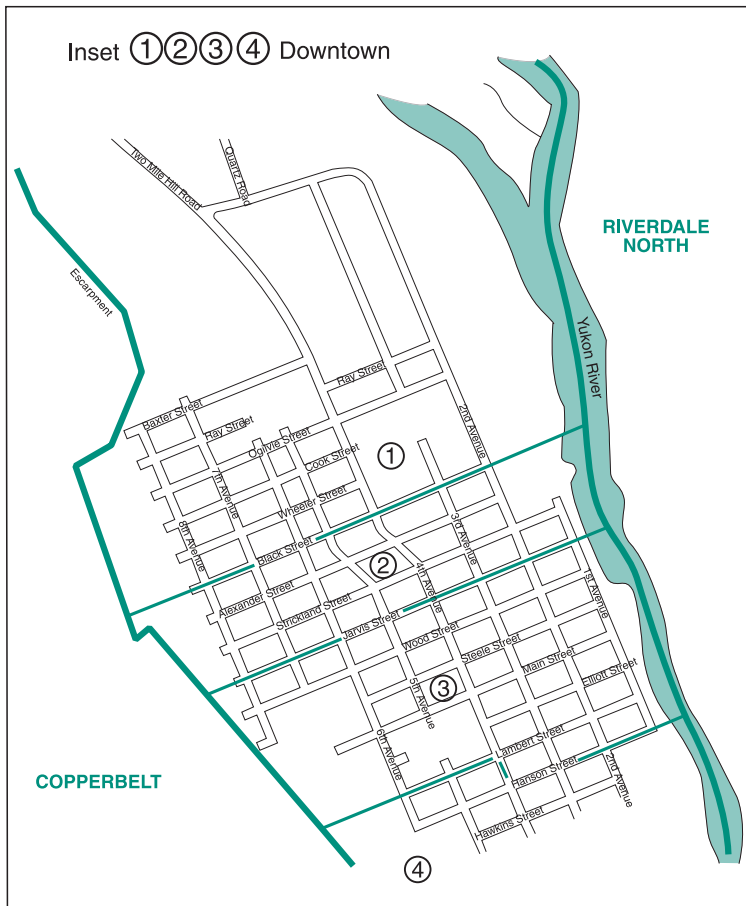
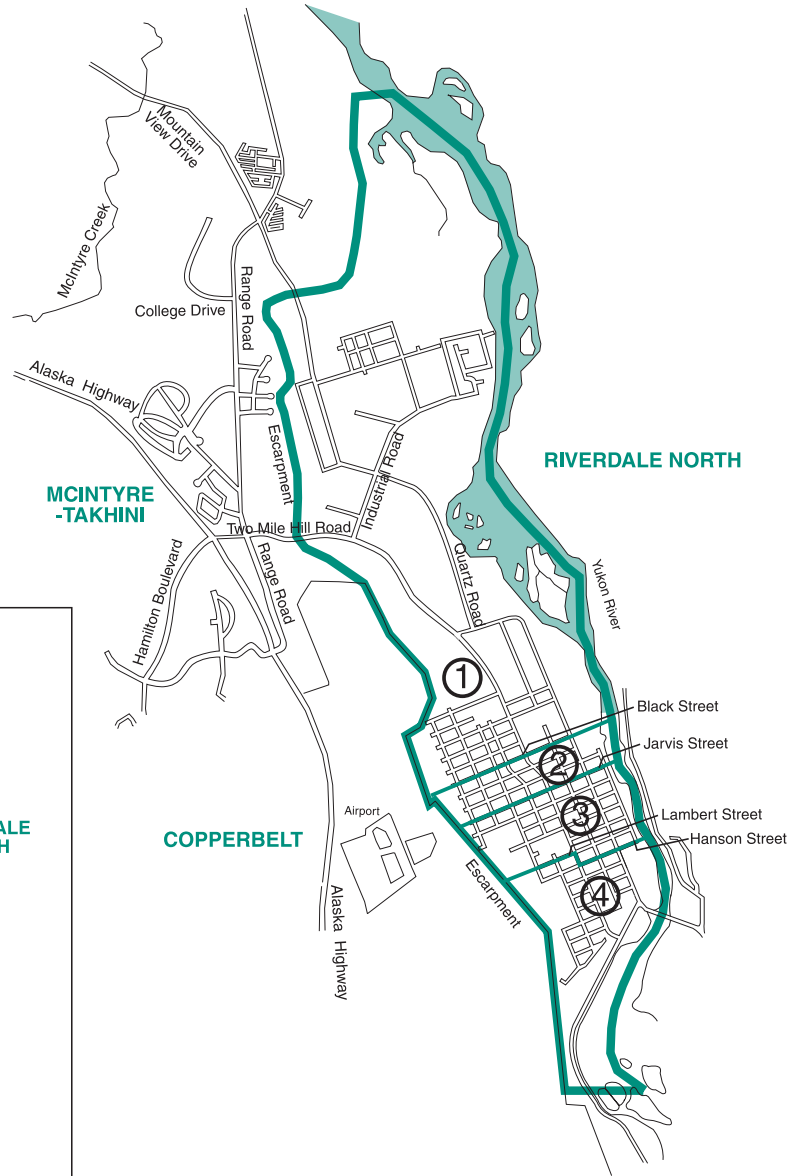
**Returning Officer:** Dianna Raketti  
**Date of Writ:** October 4, 2002  
**Nomination Day:** October 15, 2002  
**Polling Day:** November 4, 2002  
**Date of Return:** November 11, 2002

Polling Stations		Dennis Fentie (YP)	Kathy Magun (ND)	Tom Cove (L)	Rejected Ballots	Total Vote	Electors on List
Locations	No.						
Watson Lake	1	93	14	28	0	135	223
Watson Lake	2	124	16	32	1	173	320
Watson Lake	3	97	37	18	0	152	264
Upper Liard	4	35	25	13	1	74	152
Swift River (MI)	5	9	2	3	0	14	20
Tuchitua (MI)	6	1	6	0	0	7	10
Frances Lake (MI)	7	3	0	0	0	3	9
Watson Lake	AP1	109	7	17	1	134	-
Watson Lake	AP2	50	67	19	1	137	-
<b>Totals</b>	<b>9</b>	<b>521</b>	<b>174</b>	<b>130</b>	<b>4</b>	<b>829</b>	<b>998</b>

Majority for Dennis Fentie (YP) over Kathy Magun (ND), 347  
 Tom Cove (L), 391

Percentage of electors who voted: 83.07  
 Number of electors who voted by proxy: 59  
 Number of electors who voted by special ballot: 5

# ELECTORAL DISTRICT OF WHITEHORSE CENTRE CIRCONSCRIPTION DE WHITEHORSE CENTRE



# RESULTS BY POLL

**Candidates:** Todd Hardy (ND)  
 Mike McLarnon (I)  
 Vicki Durrant (YP)  
 Bernie Phillips (L)

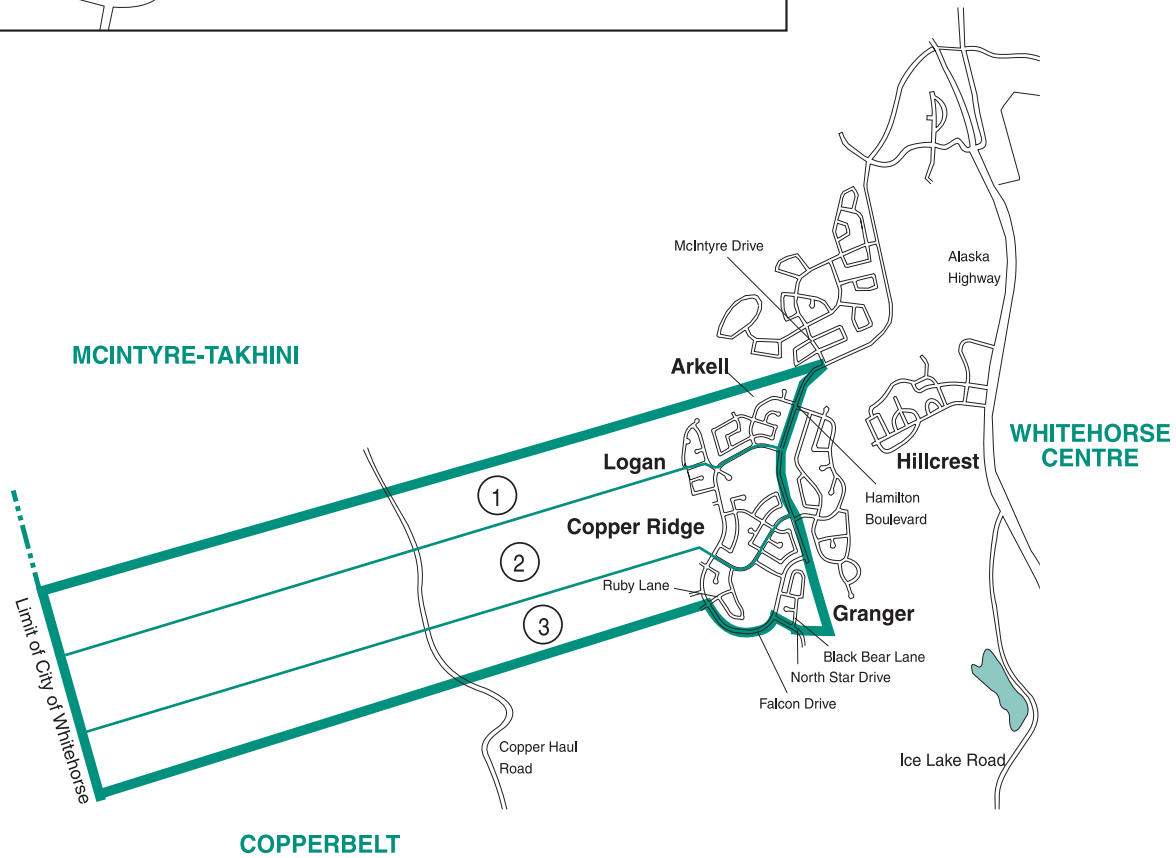
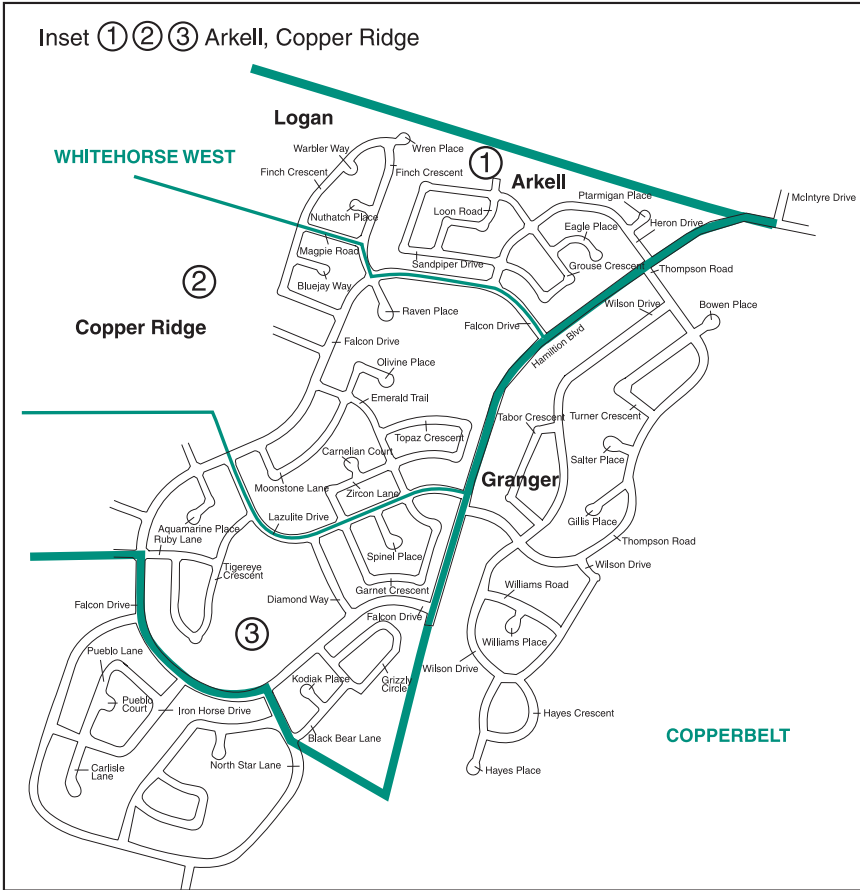
**Returning Officer:** Georgina Leslie  
**Date of Writ:** October 4, 2002  
**Nomination Day:** October 15, 2002  
**Polling Day:** November 4, 2002  
**Date of Return:** November 11, 2002

Polling Stations		Todd Hardy (ND)	Mike McLarnon (I)	Vicki Durrant (YP)	Bernie Phillips (L)	Rejected Ballots	Total Vote	Electors on List
Locations	No.							
Legion Hall	1	81	63	42	36	0	222	307
Legion Hall	2	80	64	43	31	1	219	303
Legion Hall	3	50	31	31	39	4	155	209
Legion Hall	4	68	43	42	81	3	237	339
Selkirk Elem. School	AP	19	6	12	30	0	67	-
WCC	-	2	0	1	0	0	3	-
WGH	-	0	0	0	1	0	1	-
<b>Totals</b>	<b>7</b>	<b>300</b>	<b>207</b>	<b>171</b>	<b>218</b>	<b>8</b>	<b>904</b>	<b>1,158</b>

Majority for Todd Hardy (ND) over  
 Mike McLarnon (I), 93  
 Vicki Durrant (YP), 129  
 Bernie Phillips (L), 82

Percentage of electors who voted: 78.07  
 Number of electors who voted by proxy: 35  
 Number of electors who voted by special ballot: 19

# ELECTORAL DISTRICT OF WHITEHORSE WEST CIRCONSCRIPTION DE WHITEHORSE OUEST



# RESULTS BY POLL

**Candidates:** Rachel Grantham (ND)  
Dennis Schneider (L)  
Elaine Taylor (YP)

**Returning Officer:** Ada Rienks  
**Date of Writ:** October 4, 2002  
**Nomination Day:** October 15, 2002  
**Polling Day:** November 4, 2002  
**Date of Return:** November 11, 2002

Polling Stations		Rachel Grantham (ND)	Dennis Schneider (L)	Elaine Taylor (YP)	Rejected Ballots	Total Vote	Electors on List
Locations	No.						
École Émile-Tremblay	1	50	85	139	1	275	416
École Émile-Tremblay	2	28	101	138	3	270	355
École Émile-Tremblay	3	35	107	105	1	248	335
Copper Ridge Place	-	1	2	4	1	8	8
Selkirk Elem. School	AP	3	24	12	0	39	-
<b>Totals</b>	<b>5</b>	<b>117</b>	<b>319</b>	<b>398</b>	<b>6</b>	<b>840</b>	<b>1,114</b>

Majority for Elaine Taylor (YP) over Rachel Grantham (ND), 281  
Dennis Schneider (L), 79

Percentage of electors who voted: 75.40

Number of electors who voted by proxy: 16

Number of electors who voted by special ballot: 2