

Census '96

Family and Household Income

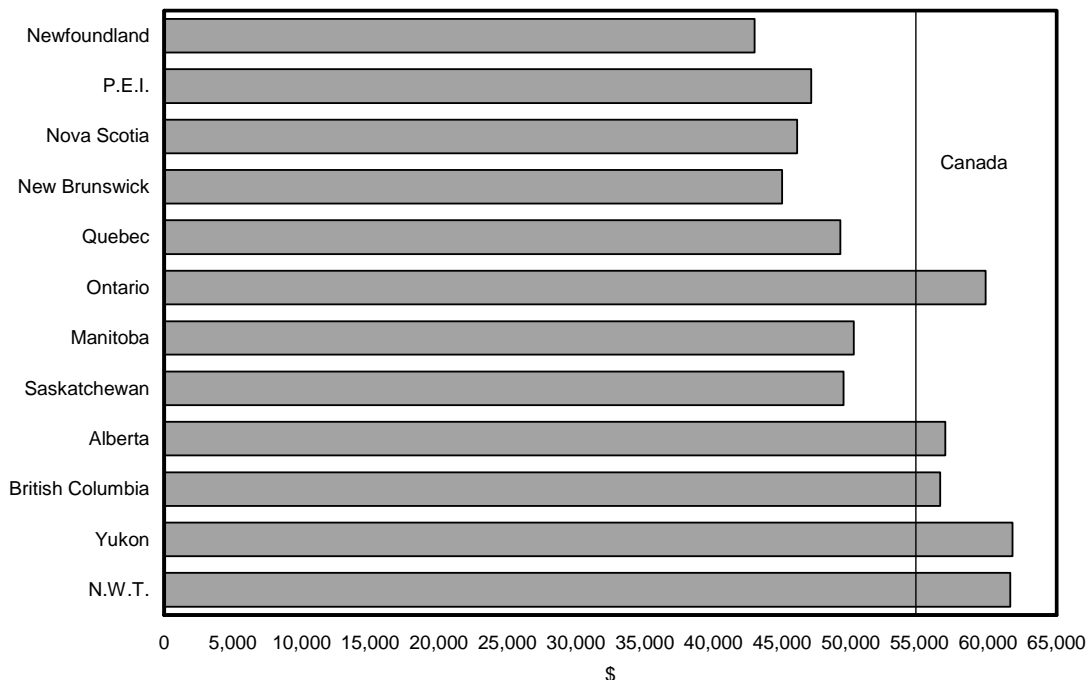
The following statistics are from the 1996 Census of Canada which occurred on May 14, 1996.

1 Highlights

- ◆ In 1995, the Yukon reported the highest average family income in Canada. The average Yukon family reported an income of \$61,807 compared to the Canadian average of \$54,583.
- ◆ Between 1990 and 1995 the average family income in the Yukon decreased by \$771 from \$62,578 to \$61,807.
- ◆ In the Yukon, a family with a husband, a wife and a child with employment income had the highest average income (\$93,850). Female lone-parent families had the lowest average income (\$34,291).
- ◆ In 1995, the Yukon ranked second behind the Northwest Territories in average household income. The Yukon's average household income was \$54,953 compared with the Canadian average of \$48,552.
- ◆ Between 1990 and 1995 the average household income in the Yukon fell by \$2,797 from \$57,750 to \$54,953.
- ◆ In the Yukon, five person households had the highest average income (\$75,042). One person non-family households had the lowest average household income (\$29,146).

2 Average Family Income

Average Family Income, Canada, Provinces and Territories, 1995



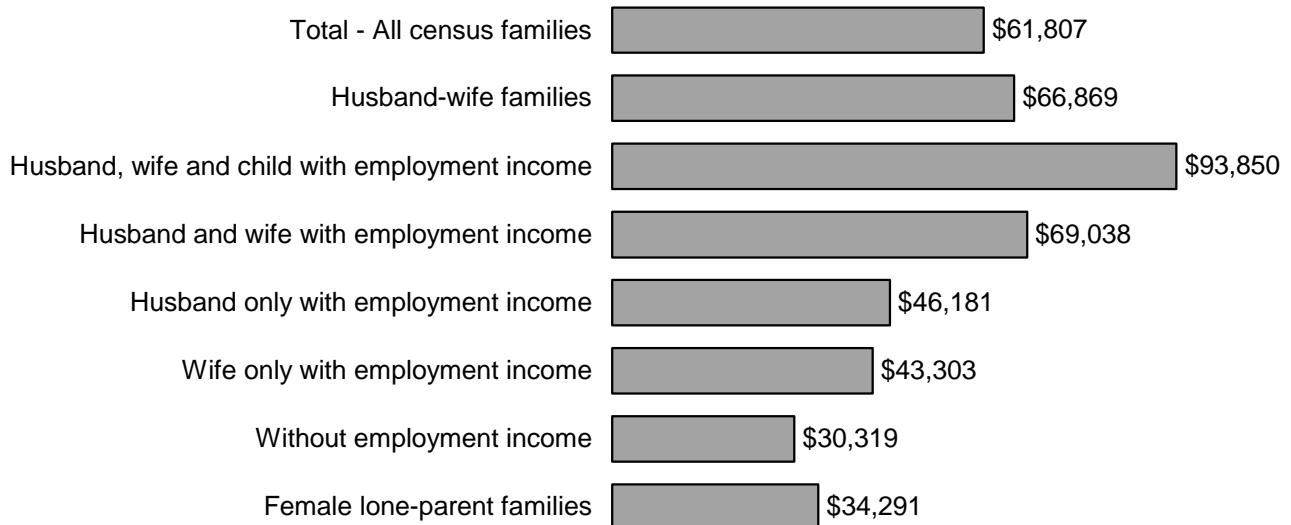
3 Family Income Groups, Yukon

Census Families in Private Households by Family Income Groups, in Constant 1995 Dollars, Yukon, 1990 and 1995

	1990	1995
Total - Family income groups	7,105	8,070
Under \$5,000	130	190
\$ 5,000 - \$ 9,999	140	185
\$ 10,000 - \$ 14,999	190	265
\$ 15,000 - \$ 19,999	285	330
\$ 20,000 - \$ 24,999	325	320
\$ 25,000 - \$ 29,999	285	370
\$ 30,000 - \$ 34,999	330	450
\$ 35,000 - \$ 39,999	385	445
\$ 40,000 - \$ 44,999	380	450
\$ 45,000 - \$ 49,999	380	400
\$ 50,000 - \$ 59,999	755	935
\$ 60,000 - \$ 69,999	750	780
\$ 70,000 - \$ 79,999	690	700
\$ 80,000 - \$ 89,999	640	555
\$ 90,000 - \$ 99,999	400	495
\$100,000 - \$124,999	730	695
\$125,000 - \$149,999	165	310
\$150,000 and over	130	185
Average family income \$	62,578	61,807
Median family income \$	59,297	55,695

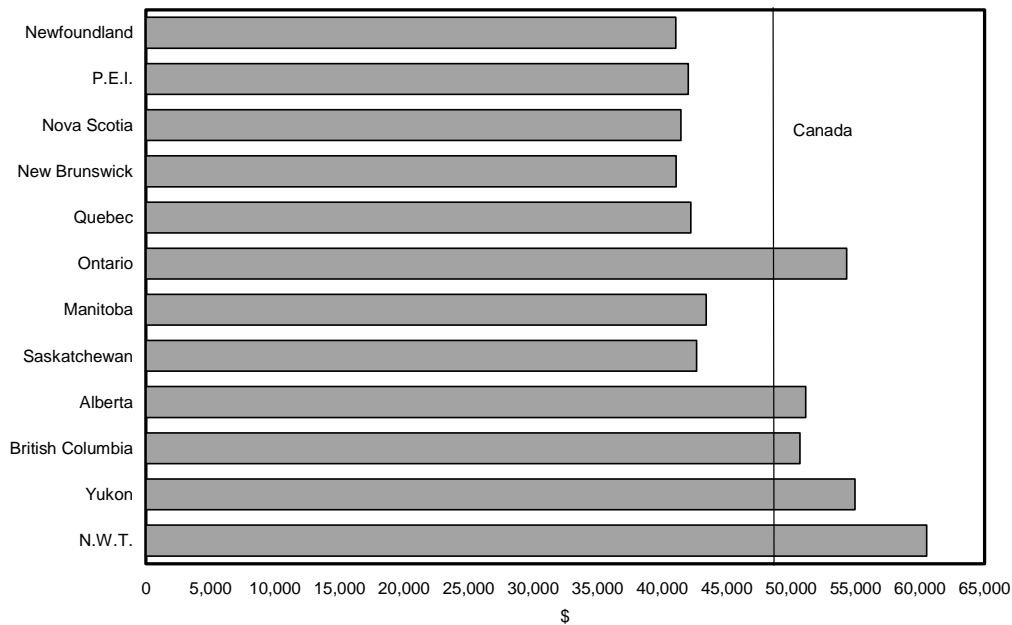
4 Average Family Income by Family Structure

Average Family Income by Family Structure, Yukon, 1995



5 Average Household Income

Average Household Income, Canada, Provinces and Territories, 1995

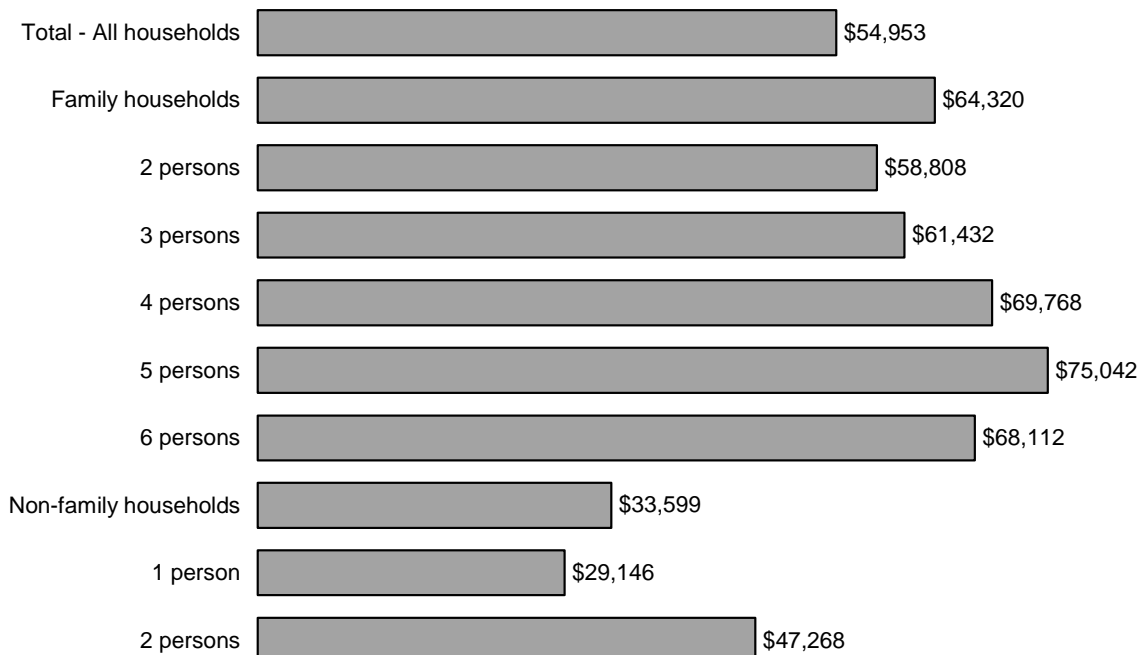


6 Household Income Groups, Yukon

Private Households by Household Income Groups, In Constant 1995 Dollars, Yukon, 1990 and 1995

	1990	1995
Total - Household income groups	9,915	11,460
Under \$5,000	255	455
\$ 5,000 - \$ 9,999	310	425
\$ 10,000 - \$ 14,999	495	715
\$ 15,000 - \$ 19,999	435	590
\$ 20,000 - \$ 24,999	500	550
\$ 25,000 - \$ 29,999	505	590
\$ 30,000 - \$ 34,999	580	695
\$ 35,000 - \$ 39,999	590	535
\$ 40,000 - \$ 44,999	585	620
\$ 45,000 - \$ 49,999	500	555
\$ 50,000 - \$ 59,999	945	1,380
\$ 60,000 - \$ 69,999	935	1,015
\$ 70,000 - \$ 79,999	765	825
\$ 80,000 - \$ 89,999	720	590
\$ 90,000 - \$ 99,999	520	535
\$100,000 - \$124,999	770	775
\$125,000 - \$149,999	300	335
\$150,000 and over	200	260
Average household income \$	57,750	54,953
Median household income \$	51,950	49,906

Average Household Income by Household Type, Yukon, 1995



Notes

Census family: Refers to a now-married couple (with or without never-married sons and/or daughters of either or both spouses), a couple living common-law (with or without never-married sons and/or daughters of either or both partners) or a lone parent of any marital status, with at least one never-married son or daughter living in the same dwelling.

Household: Refers to a person or group of persons (other than foreign residents), who occupy the same dwelling and do not have a usual place of residence elsewhere in Canada. It may consist of a family group (census family) with or without other non-family persons, of two or more families sharing a dwelling, of a group of unrelated persons, or of one person living alone. Household members who are temporarily absent on Census Day (e.g., temporarily residents elsewhere) are considered as part of their usual household. For census purposes, every person is a member of one and only one household. Unless otherwise specified, all data in household reports are for private households only.