

Housing Costs

The following statistics are from the 1996 Census of Canada which occurred on May 14, 1996.

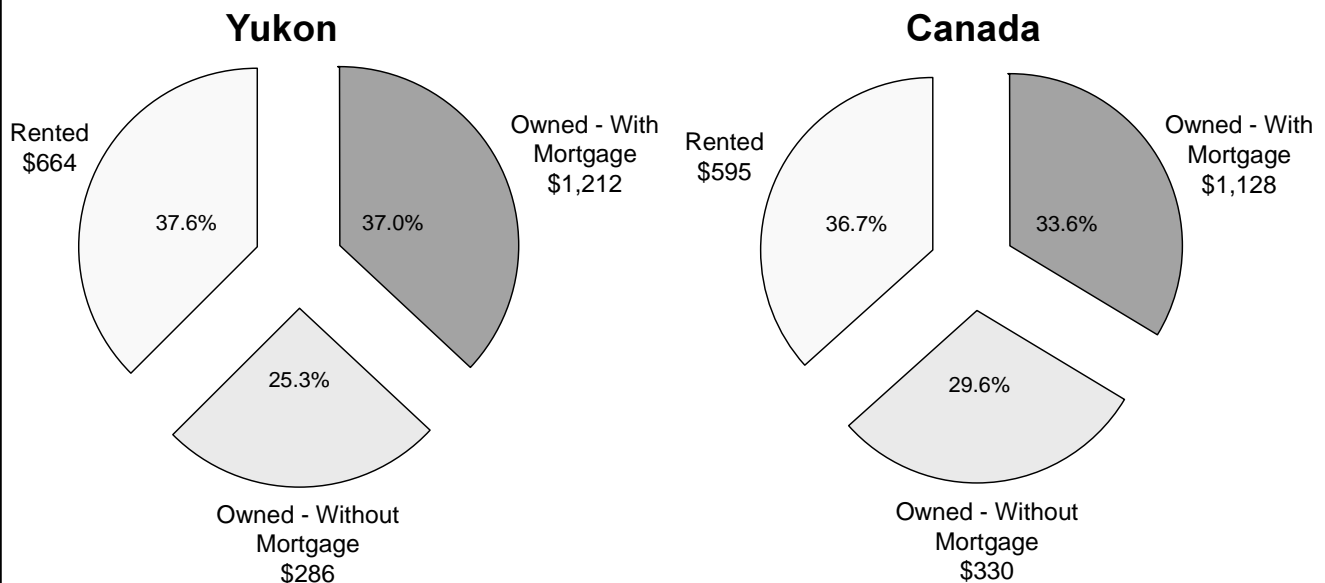
1 Highlights

- ◆ The average monthly shelter cost in the Yukon for a rented private household was \$664, compared with \$595 in Canada.
- ◆ The average monthly shelter cost in the Yukon for an owned private household with a mortgage was \$1,212, compared with \$1,128 in Canada.
- ◆ The average monthly shelter cost in the Yukon for an owned private household without a mortgage was \$286, compared with \$330 in Canada.

2

Average Monthly Shelter Costs for Private Households, Yukon and Canada, 1996

Private Households in Non-farm, Non-reserve Dwellings with income by Tenure and Housing Affordability, Yukon and Canada, 1996 Census (20% Sample Data)

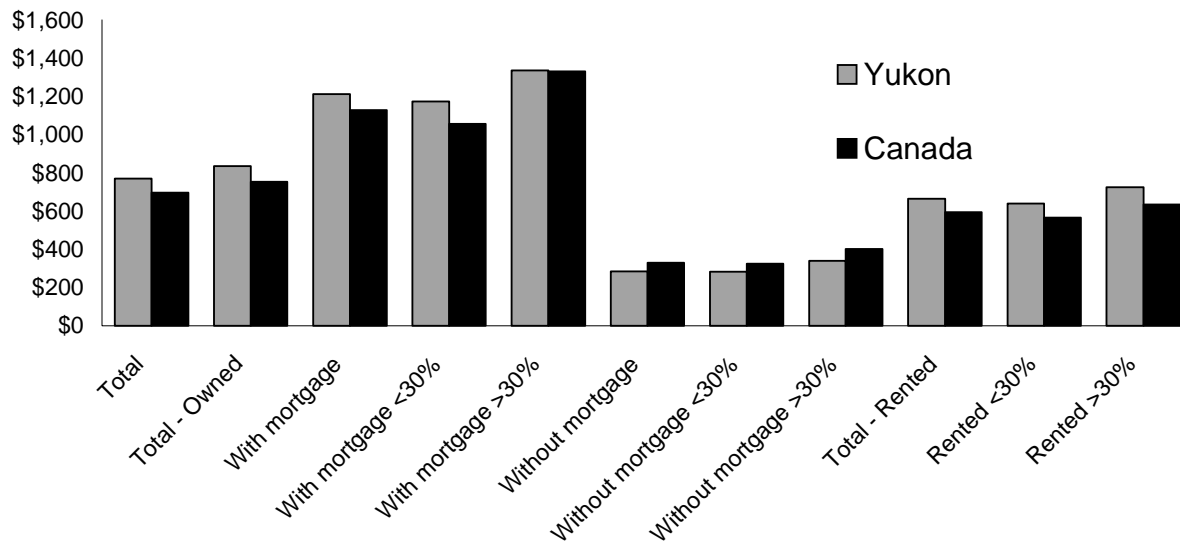


Dollar figures are average monthly shelter costs.

3 Average Monthly Shelter Costs, Yukon

Private Households in Non-farm, Non-reserve Dwellings with Income by Tenure and Housing Affordability, Yukon, 1996 Census (20% Sample Data)

	Private Households with Income	Yukon Average Shelter Costs	Average Household Income
Total	10,660	\$771	\$57,197
Total - Owned	6,650	\$836	\$65,749
With mortgage	3,945	\$1,212	\$72,473
Spending less than 30% of household income on shelter costs	2,995	\$1,173	\$84,191
Spending 30% or more of household income on shelter costs	950	\$1,336	\$35,610
Without mortgage	2,700	\$286	\$55,937
Spending less than 30% of household income on shelter costs	2,525	\$283	\$59,306
Spending 30% or more of household income on shelter costs	175	\$340	\$7,173
Total - Rented	4,010	\$664	\$43,014
Spending less than 30% of household income on shelter costs	2,880	\$640	\$53,768
Spending 30% or more of household income on shelter costs	1,130	\$725	\$15,676



4 Average Monthly Shelter Costs, Canada

Private Households in Non-farm, Non-reserve Dwellings with Income by Tenure and Housing Affordability, Canada, 1996 Census (20% Sample Data)

	Private Households with Income	Canada Average Shelter Costs	Average Household Income
Total	10,534,760	\$696	\$48,766
Total - Owned	6,666,880	\$754	\$59,285
With mortgage	3,544,185	\$1,128	\$63,686
Spending less than 30% of household income on shelter costs	2,612,080	\$1,056	\$74,526
Spending 30% or more of household income on shelter costs	932,105	\$1,331	\$33,309
Without mortgage	3,122,695	\$330	\$54,289
Spending less than 30% of household income on shelter costs	2,925,800	\$325	\$57,255
Spending 30% or more of household income on shelter costs	196,900	\$402	\$10,123
Total - Rented	3,867,880	\$595	\$30,635
Spending less than 30% of household income on shelter costs	2,197,105	\$566	\$43,212
Spending 30% or more of household income on shelter costs	1,670,775	\$634	\$14,096

5 Household Type and Tenure, Yukon

Private Households in Non-farm, Non-reserve Dwellings by Household Type, Yukon, 1996 Census
(20% Sample Data)

	Average Shelter Costs and Tenure			
	Total	Owned With Mortgage	Owned Without Mortgage	Rented
Total households	10,755	\$1,212	\$284	\$662
Family households	7,490	\$1,255	\$307	\$720
One-family households	7,395	\$1,255	\$306	\$718
Couple with never-married sons and/or daughters	3,715	\$1,289	\$334	\$770
Couple without never-married sons and/or daughters	2,530	\$1,232	\$279	\$683
Lone parent	1,145	\$1,156	\$306	\$666
Multiple family households	95	\$1,250	\$358	\$818
Non-family households	3,265	\$1,013	\$224	\$588
1 person	2,695	\$993	\$221	\$540
2 or more persons	565	\$1,102	\$258	\$768

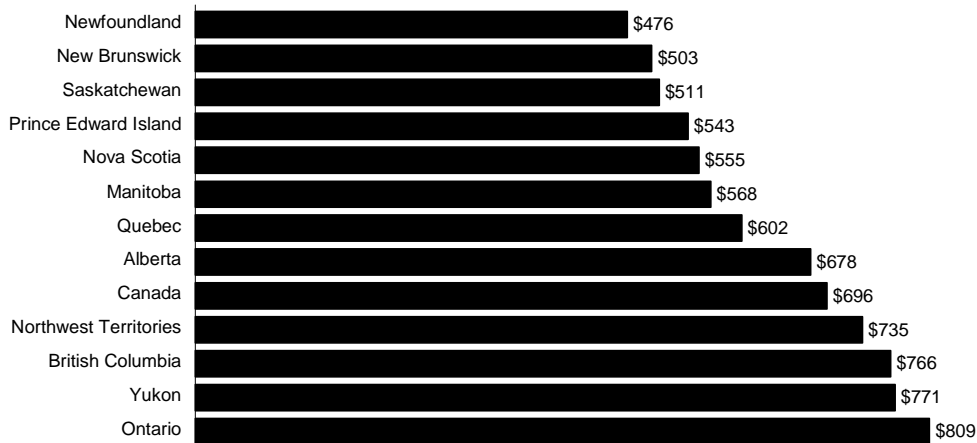
6 Number of Household Maintainers, Yukon

Private Households by Household Type, Showing Number of Household Maintainers, Yukon, 1996 Census
(20% Sample Data)

	Number of Household Maintainers			
	Total	One	Two	Three or More
Total households	11,465	7,095	4,170	195
Family households	7,970	3,910	3,935	125
One-family households	7,870	3,870	3,900	95
Couple with never-married sons and/or daughters	3,935	1,715	2,195	35
Couple without never-married sons and/or daughters	2,645	985	1,620	45
Lone parent	1,285	1,175	90	15
Multiple family households	100	40	25	35
Non-family households	3,500	3,185	235	70
1 person	2,890	2,890	-	-
2 or more persons	605	300	240	70

7 Monthly Shelter Costs, Canada, Provinces & Territories

Private Households in Non-farm, Non-reserve Dwellings with income by Housing Affordability, Canada, Provinces and Territories, 1996 Census (20% Sample Data)



	Private Households with Income	Average Shelter Costs	Average Household Income
Yukon	10,660	\$771	\$57,197
Canada	10,534,760	\$696	\$48,766
Newfoundland	184,875	\$476	\$41,086
Prince Edward Island	46,575	\$543	\$41,911
Nova Scotia	337,910	\$555	\$41,611
New Brunswick	267,360	\$503	\$41,209
Quebec	2,786,265	\$602	\$42,298
Ontario	3,856,590	\$809	\$54,473
Manitoba	389,170	\$568	\$44,086
Saskatchewan	326,175	\$511	\$42,781
Alberta	926,770	\$678	\$51,468
British Columbia	1,383,715	\$766	\$51,036
Northwest Territories	18,705	\$735	\$60,738

Notes

Household

Maintainer: Refers to the person or persons in the household who pay the rent, or the mortgage, or the taxes, or the electricity etc. for the dwelling.

Private Household: Refers to a person or group of persons (other than foreign residents) who occupy a private dwelling and do not have a usual place of residence elsewhere in Canada.

Shelter Costs: Refers to 'Gross rent' for tenant-occupied dwellings, and to 'Owners major payments' for owner-occupied dwellings.

Tenure: Refers to whether some member of the household owns or rents the dwelling.