

# Family and Household Income



## Highlights

The following statistics are from the 2001 Census of Canada which occurred on **May 15, 2001**.



### Family Income

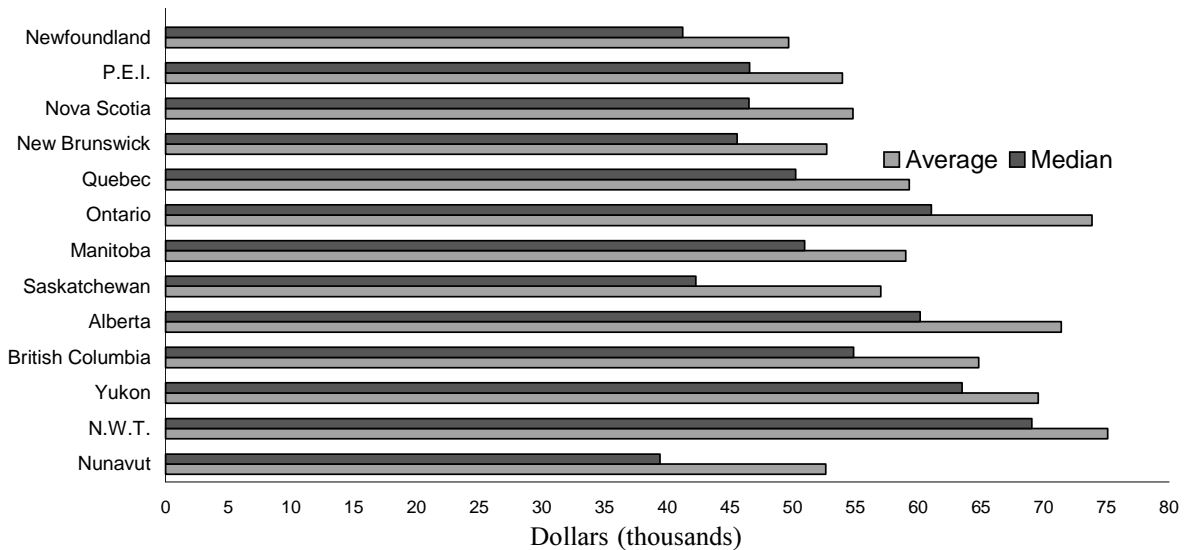
The Yukon had the fourth highest reported average family income in Canada in 2000 with \$69,564 and the second highest median family income with \$63,490. The N.W.T. had the highest average and median with \$75,102 and \$69,406, respectively.

### Average Household Income

Households in the Yukon reported the fourth highest average household income in Canada in 2000 with \$60,236. The three highest average household incomes in Canada were found in N.W.T. (\$71,422), Ontario (\$66,836), and Alberta (\$64,199).

*Note: For definitions of terms used in this publication, see page 4.*

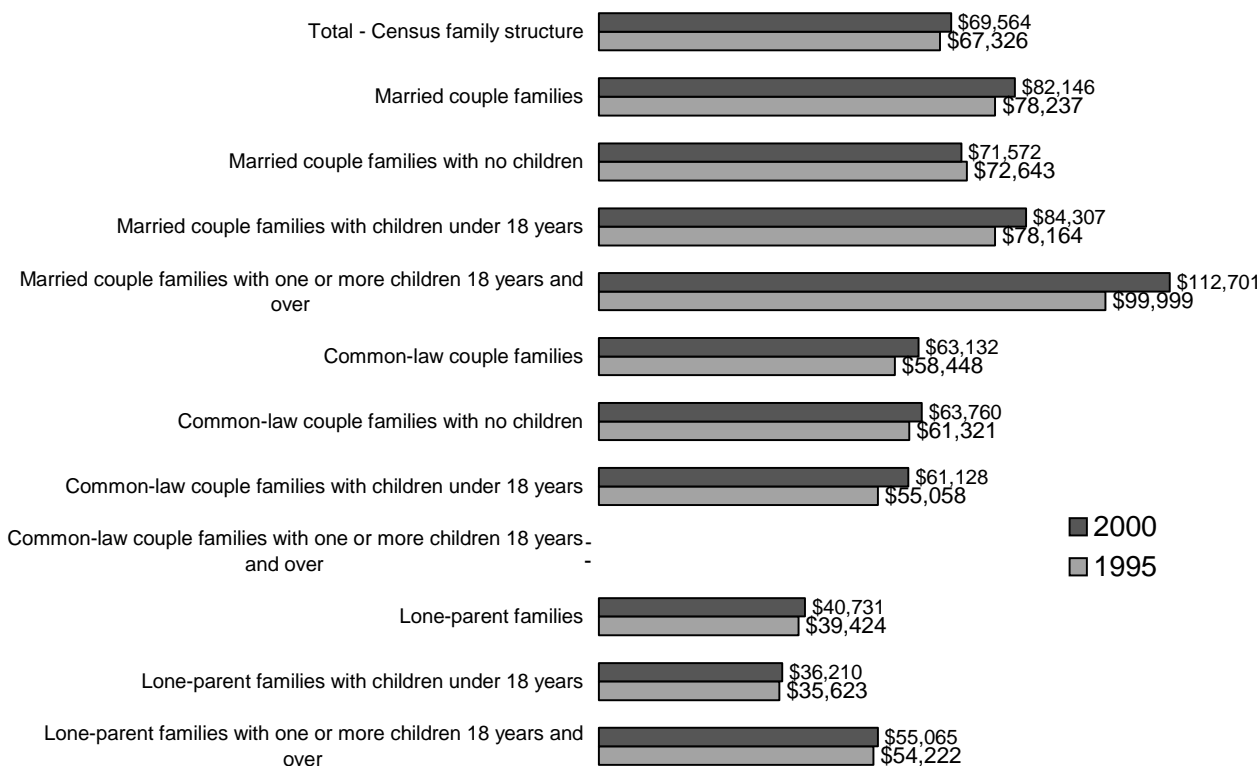
## Average and Median Family Income, Canada, Provinces and Territories, 2000



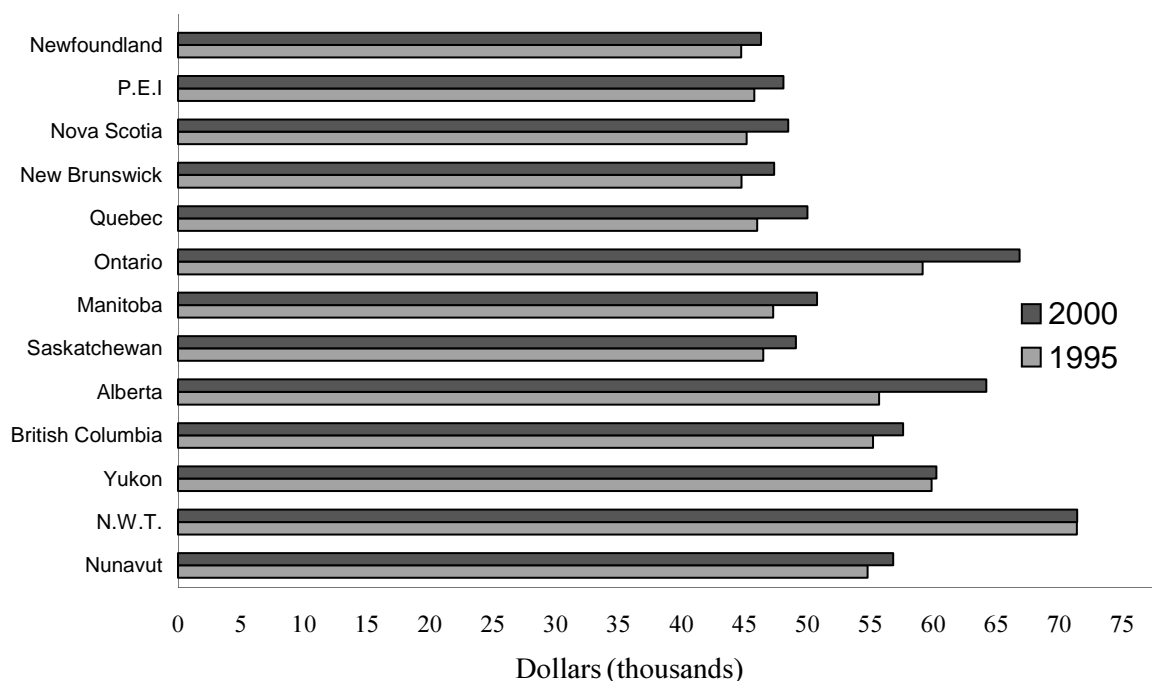
## Census Families in Private Households by Family Income Groups, in Constant 2000 Dollars, Yukon, 2000

	1995 (no)	(%)	2000 (no)	(%)
Total - Family income groups	12,390		7,670	
Under \$5,000	170	1.4	85	1.1
\$ 5,000 - \$ 9,999	300	2.4	120	1.6
\$ 10,000 - \$ 14,999	440	3.6	150	2.0
\$ 15,000 - \$ 19,999	535	4.3	160	2.1
\$ 20,000 - \$ 24,999	610	4.9	205	2.7
\$ 25,000 - \$ 29,999	620	5.0	240	3.1
\$ 30,000 - \$ 34,999	565	4.6	250	3.2
\$ 35,000 - \$ 39,999	500	4.0	275	3.6
\$ 40,000 - \$ 44,999	455	3.7	280	3.6
\$ 45,000 - \$ 49,999	475	3.8	270	3.5
\$ 50,000 - \$ 59,999	890	7.2	540	7.0
\$ 60,000 - \$ 69,999	890	7.2	545	7.1
\$ 70,000 - \$ 79,999	835	6.7	620	8.1
\$ 80,000 - \$ 89,999	860	6.9	605	7.9
\$ 90,000 - \$ 99,999	820	6.6	600	7.8
\$100,000 - \$124,999	1,620	13.1	1,275	16.6
\$125,000 - \$149,999	975	7.9	765	10.0
\$150,000 and over	825	6.6	695	9.1
Average family income \$	73,930		85,292	
Median family income \$	67,236		81,553	

### Average Family Income by Family Structure, Yukon, 1995 and 2000



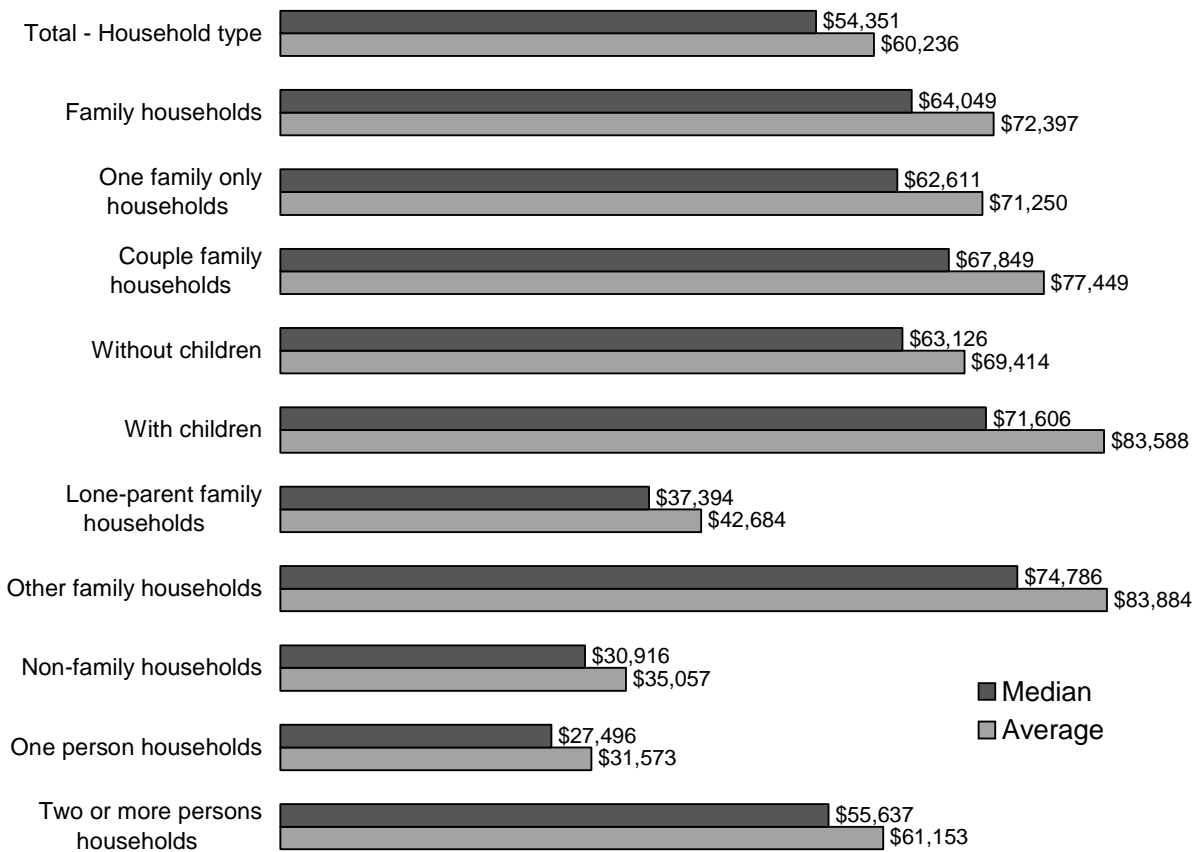
## Average Household Income, Canada, Provinces and Territories, 2000



## Private Households by Household Income Groups, In Constant 2000 Dollars, Yukon, 1995 and 2000

	1995		2000	
	(no)	(%)	(no)	(%)
Total - Household income groups	11,460		11,365	
Under \$5,000	425	3.7	395	3.5
\$ 5,000 - \$ 9,999	415	3.6	360	3.2
\$ 10,000 - \$ 14,999	610	5.3	650	5.7
\$ 15,000 - \$ 19,999	560	4.9	610	5.4
\$ 20,000 - \$ 24,999	520	4.5	605	5.3
\$ 25,000 - \$ 29,999	560	4.9	570	5.0
\$ 30,000 - \$ 34,999	540	4.7	495	4.3
\$ 35,000 - \$ 39,999	635	5.5	555	4.9
\$ 40,000 - \$ 44,999	520	4.5	590	5.2
\$ 45,000 - \$ 49,999	535	4.7	615	5.4
\$ 50,000 - \$ 59,999	1,260	11.0	970	8.5
\$ 60,000 - \$ 69,999	1,075	9.4	980	8.6
\$ 70,000 - \$ 79,999	825	7.2	820	7.2
\$ 80,000 - \$ 89,999	720	6.3	695	6.1
\$ 90,000 - \$ 99,999	460	4.0	560	4.9
\$100,000 - \$124,999	965	8.4	1,010	8.9
\$125,000 - \$149,999	460	4.0	465	4.1
\$150,000 and over	385	3.4	425	3.7
Average household income \$	59,860		60,236	
Median household income \$	54,351		51,930	

## Average and Median Household Income by Household Type, Yukon, 2000



### Notes

**Census Family:** Refers to a now-married couple (with or without never-married sons and/or daughters of either of both spouses), a couple living common-law (with or without never-married sons and/or daughters of either or both partners) or a lone parent of any marital status, with at least one never-married son or daughter living in the same dwelling.

**Household:** Refers to a person or group of persons (other than foreign residents), who occupy the same dwelling and do not have a usual place of residence elsewhere in Canada. It may consist of a family group (census family) with or without other non-family persons, of two or more families sharing the same dwelling, of a group of unrelated persons, or of one person living alone. Household members who are temporarily absent on Census Day (e.g. temporarily residents elsewhere) are considered as part of their usual household. For census purposes, every person is a member of one and only one household. Unless otherwise specified, all data in household reports are for private households only.

**Other family households:** Refers to one-family households with additional non-family persons and to multiple-family households, with or without non-family persons.

*Additional Information:*

Government of Yukon

Executive Council Office

Bureau of Statistics

Box 2703, Whitehorse, Yukon Y1A 2C6

Telephone: (867)667-5640; Fax: (867)393-6203

E-mail: [ybsinfo@gov.yk.ca](mailto:ybsinfo@gov.yk.ca)

Web site: <http://www.gov.yk.ca/depts/eco/stats/>