

# Immigration and Citizenship



## Highlights

The following statistics are from the 2001 Census of Canada which occurred on **May 15, 2001**.

### Immigrants

In 2001, the percentage of people in the Yukon who were immigrants was 10.6% (3,020 people). This figure has remained fairly constant since the 1991 census.

### Origin

The largest portion of immigrants who came to the Yukon in 2001 were from the United States (19.2%), followed by the United Kingdom.

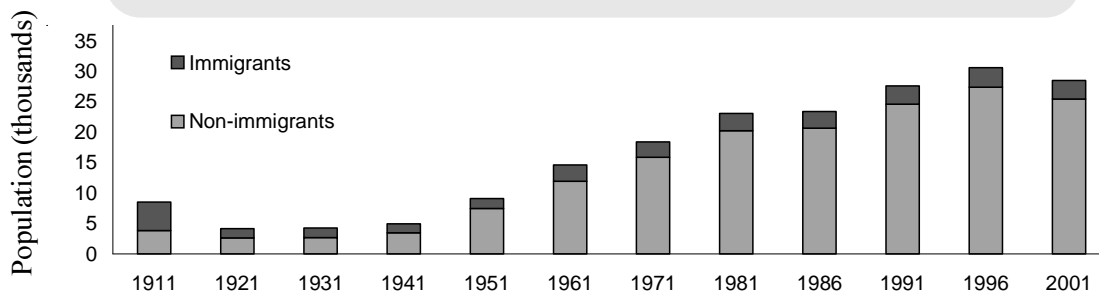
### Age

In 2001, it was reported that the majority of immigrants to the Yukon who were surveyed were between the ages of 20 and 39 (55.0%)

*Note: For definitions of terms used in this publication, see page 4.*

## Population by Immigrant Status, Yukon, 1911 to 2001

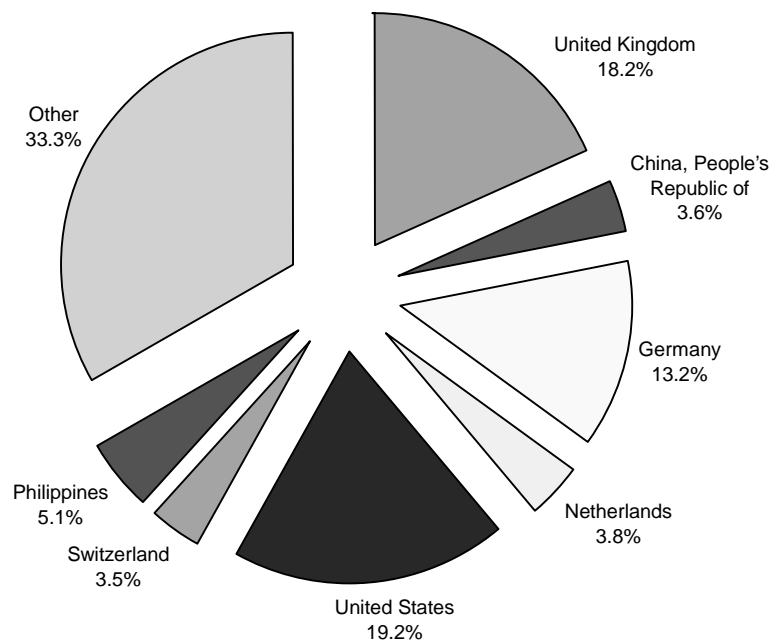
Year	Total Population	Immigrants		Non-immigrants	
		(no)	(%)	(no)	(%)
1911	8,512	4,662	54.8	3,850	45.2
1921	4,157	1,557	37.4	2,600	62.5
1931	4,230	1,572	37.2	2,658	62.8
1941	4,914	1,427	29.0	3,487	71.0
1951	9,096	1,630	17.9	7,466	82.1
1961	14,628	2,714	18.6	11,914	81.4
1971	18,390	2,545	13.8	15,845	86.2
1981	23,075	2,850	12.4	20,225	87.6
1986	23,360	2,675	11.4	20,685	88.5
1991	27,655	2,965	10.7	24,600	89.0
1996	30,655	3,195	10.4	27,385	89.3
2001	28,520	3,020	10.6	25,445	89.2



## Immigrant Population by Place of Birth, Yukon

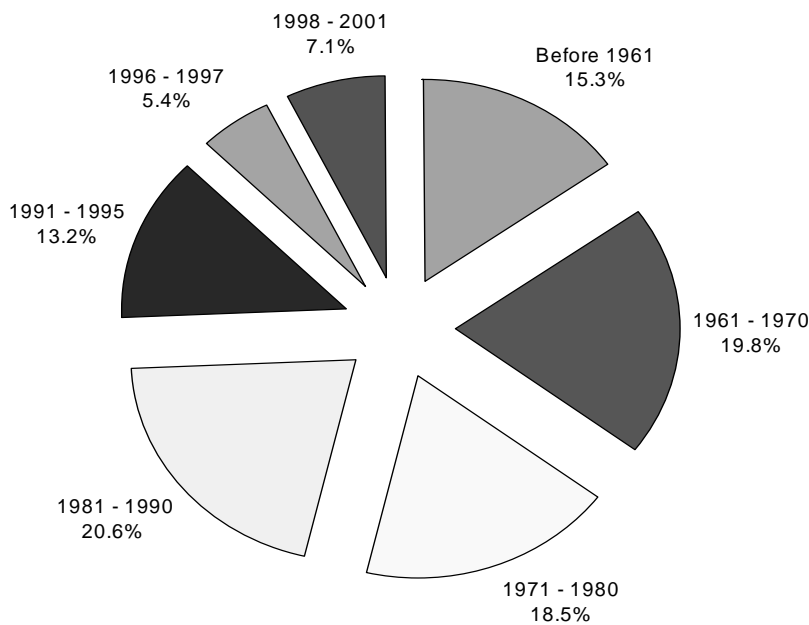
	1991 Census	1996 Census	2001 Census		1991 Census	1996 Census	2001 Census
Total Immigrant Population	2,965	3,190	3,020				
United States	730	710	580	Argentina	0	20	15
United Kingdom	785	660	550	Poland	20	10	15
Germany	370	395	400	Thailand	10	10	15
Philippines	30	75	155	Trinidad and Tobago	0	0	10
Netherlands	105	135	115	Belgium	15	10	10
China, People's Republic of	10	40	110	Greece	10	10	10
Switzerland	50	85	105	Portugal	20	10	10
India	25	100	90	Algeria	0	0	10
France	40	65	70	Iraq	0	0	10
Austria	40	35	65	Hong Kong, Special Administrativ	10	20	10
South Africa, Republic of	15	25	65	Sri Lanka	0	0	10
Hungary	90	80	50	El Salvador	0	10	0
Jamaica	35	15	45	Mexico	10	0	0
Ireland, Republic of (EIRE)	45	80	45	Barbados		10	0
Czech and Slovak Federal Republic, Former	40	55	40	Haiti	10	0	0
Australia	55	35	40	Brazil	0	0	0
Viet Nam	65	165	30	Colombia	0	15	0
Fiji	15	0	30	Guyana	10	0	0
Chile	0	0	25	Kenya	0	0	0
Italy	40	20	20	Somalia	10	0	0
Romania	0	0	20	Turkey	10	10	0
U.S.S.R., Former	15	10	20	Korea	10	0	0
Yugoslavia, Former	15	25	20	Malaysia	10	0	0
Iran	10	30	20	Singapore	0	10	0
				Taiwan	0	10	0

In 2001, the largest portion of the Yukon's immigrant population was born in the United States (19.2%), followed by the United Kingdom (18.2%), Germany (13.2%), Philippines (5.1%), Netherlands (3.8%), People's Republic of China (3.6%), and Switzerland (3.5%).



## Immigrant Population Showing Time Period of Immigration, Yukon, 2001 Census

	All Time Periods of Immigration	Immigrated Before 1961	Immigrated Between 1961 & 1970	Immigrated Between 1971 & 1980	Immigrated Between 1981 & 1990	Immigrated Between 1991 & 1995	Immigrated Between 1996 & 1997	Immigrated Between 1998 & 2001
Total - Place of birth of respondent	3,020	465	600	560	625	400	165	215
United States	580	20	150	185	105	70	10	30
Central and South America	65	10	0	15	10	35	0	0
Caribbean and Bermuda	50	0	35	0	0	10	10	0
Europe	1,640	425	365	255	240	140	105	115
United Kingdom	555	95	210	115	45	30	30	15
Other Northern and Western Europe	870	250	125	120	160	70	55	90
Eastern Europe	165	70	10	10	25	35	10	10
Southern Europe	60	10	20	15	0	10	10	0
Africa	95	0	20	0	50	10	0	0
Asia	460	0	15	40	185	115	45	65
West Central Asia and the Middle East	30	0	0	10	15	0	0	0
Eastern Asia	120	0	10	25	80	10	0	0
South-East Asia	210	0	0	0	50	85	30	40
Southern Asia	100	0	0	10	50	25	10	10
Oceania and other	130	0	15	65	25	20	0	10



There were 3020 immigrants living in the Yukon in 2001. Of these, 15.3% immigrated to Canada before 1961, 19.8% immigrated between 1961 and 1970, 18.5% immigrated between 1971 and 1980, 20.6% immigrated between 1981 and 1990, 13.2% immigrated between 1991 and 1995, 5.4% immigrated between 1996 and 1997, and 7.1% immigrated between 1998 and 2001.

## Immigrant Population by Citizenship, Yukon, 2001

There are 3,020 immigrants in the Yukon as of the 2001 Census. The breakdown of the citizenship of these immigrants is as follows:

	Persons		Persons
Canadian citizens	2,215	Citizens of other country(ies)	805
Citizens of Canada only	1,845	Citizens of one other country only	805
Citizens of Canada and one other country	375	Citizens of two other countries	0
Citizens of Canada and two other countries	0		

## Immigrant Population, by Age and Sex, Yukon and Canada, Census 2001

	0 to 4 years	5 to 19 years	20 to 39 years	40 years and over
<b>Yukon</b>				
	%			
Total	9.9	23.3	55.0	11.9
Male	10.9	25.0	54.2	9.9
Female	8.9	21.2	56.0	14.0
<b>Canada</b>				
Total	9.5	27.5	49.1	13.9
Male	9.8	28.5	48.6	13.1
Female	9.2	26.6	49.5	14.6

## Immigrant and Non-Immigrant Population, by Religion, Yukon, Census 2001

	Total	Non-immigrant population	Immigrant population
Total	28,520	25,445	3,025
Catholic	6,015	5,330	670
Protestant	9,480	8,600	875
Christian Orthodox	155	100	50
Christian, n.i.e.	1,005	845	150
Muslim	60	15	45
Jewish	35	25	10
Buddhist	130	75	50
Hindu	10	0	0
Sikh	105	20	85
Eastern religions	190	160	30
Aboriginal spirituality	190	180	0
Pagan	120	100	25
New Age	10	10	0
Gnostic	10	10	0
No religious affiliation	11,010	9,970	1,025

### Notes

**Immigrant Population:** Refers to people who are, or have been, landed immigrants in Canada. A landed immigrant is a person who are, or have been, landed immigrants in Canada. A landed immigrant is a person who has been granted the right to live in Canada permanently by immigration authorities. Some immigrants have resided in Canada for a number of years, while others are recent arrivals. Most immigrants are born outside Canada, but a small number were born in Canada.

**Non-Immigrant Population:** Refers to people who are Canadians citizens by birth. Although most were born in Canada, a small number were born outside Canada to Canadian parents.

Figures may not total due to rounding.

*Additional Information:*

Government of Yukon

Executive Council Office

Bureau of Statistics

Box 2703, Whitehorse, Yukon Y1A 2C6

Telephone: (867)667-5640; Fax: (867)393-6203

E-mail: [ybsinfo@gov.yk.ca](mailto:ybsinfo@gov.yk.ca)

Web site: <http://www.gov.yk.ca/depts/eco/stats/>