

Minerals Management Monthly Activity Report - January 2005

Regional Statistics

Quartz claims staked	188	Royalties (troy oz.)	206.150
Placer claims staked	1	Royalties (dollars)	\$77.31
Prospecting leases staked	1	Total revenue for the month	\$55,998.29
		Fiscal revenue to date	\$954,710.10

Revenue Summary

District	Quartz	Coal	Placer	Dredging	MLU	Other	Total
Dawson	\$1,045.00		\$1,356.00			\$64.20	\$2,465.20
Mayo	27,998.00		2.00			8.56	28,008.56
Watson Lake	14,089.00				350.00	17.12	14,456.12
Whitehorse	9,167.50		1,322.31			578.60	11,068.41
Total Revenue	\$52,299.50	\$0.00	\$2,680.31	\$0.00	\$350.00	\$668.48	\$55,998.29

District Report - Active Dispositions

District	Quartz Claims	Quartz Leases	Placer Claims	Placer Leases	Dredging	Coal Leases	Coal Permits	Coal Licenses	Iron & Mica	Total Dispos.
Dawson	12,651	106	12,673	87	5	0	0	0	0	25,522
Mayo	9,290	838	1,258	20	0	0	0	0	525	11,931
Watson Lake	15,058	236	13	1	0	0	0	6	0	15,314
Whitehorse	12,518	324	2,105	16	0	8	0	23	0	14,994
Totals	49,517	1,504	16,049	124	5	8	0	29	525	67,761

District Activity

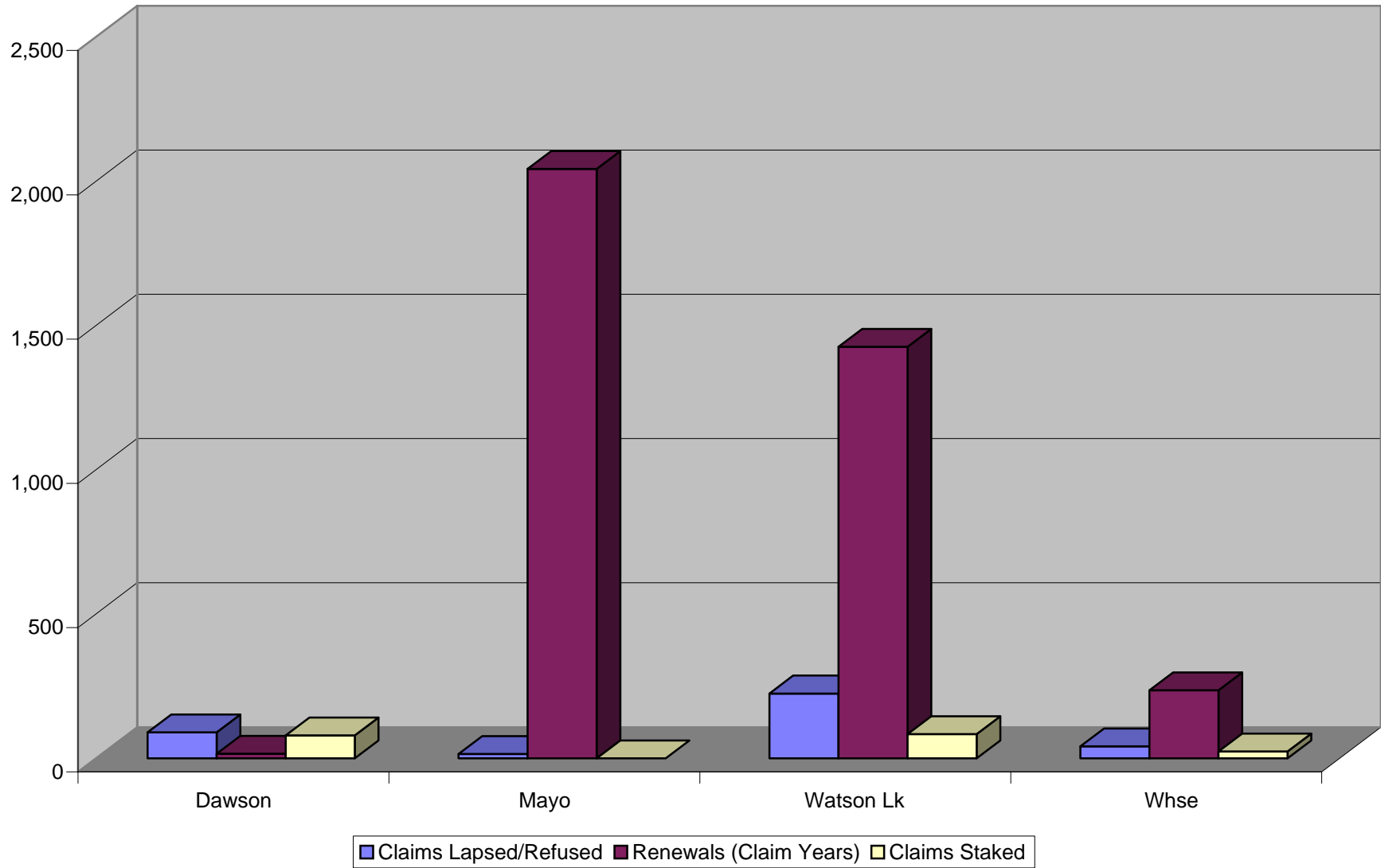
PLACER	Dawson	Mayo	Watson Lk	Whse	Total
Claims Lapsed/Refused	4	0	0	2	6
Renewals (Claim Years)	47.00	0	0	57.0	104.0
Claims Staked	0	0	0	1	1

QUARTZ	Dawson	Mayo	Watson Lk	Whse	Total
Claims Lapsed/Refused	90	15	225	42	372
Renewals (Claim Years)	16	2,043	1,427	236	3,722
Claims Staked	80	0	84	24	188

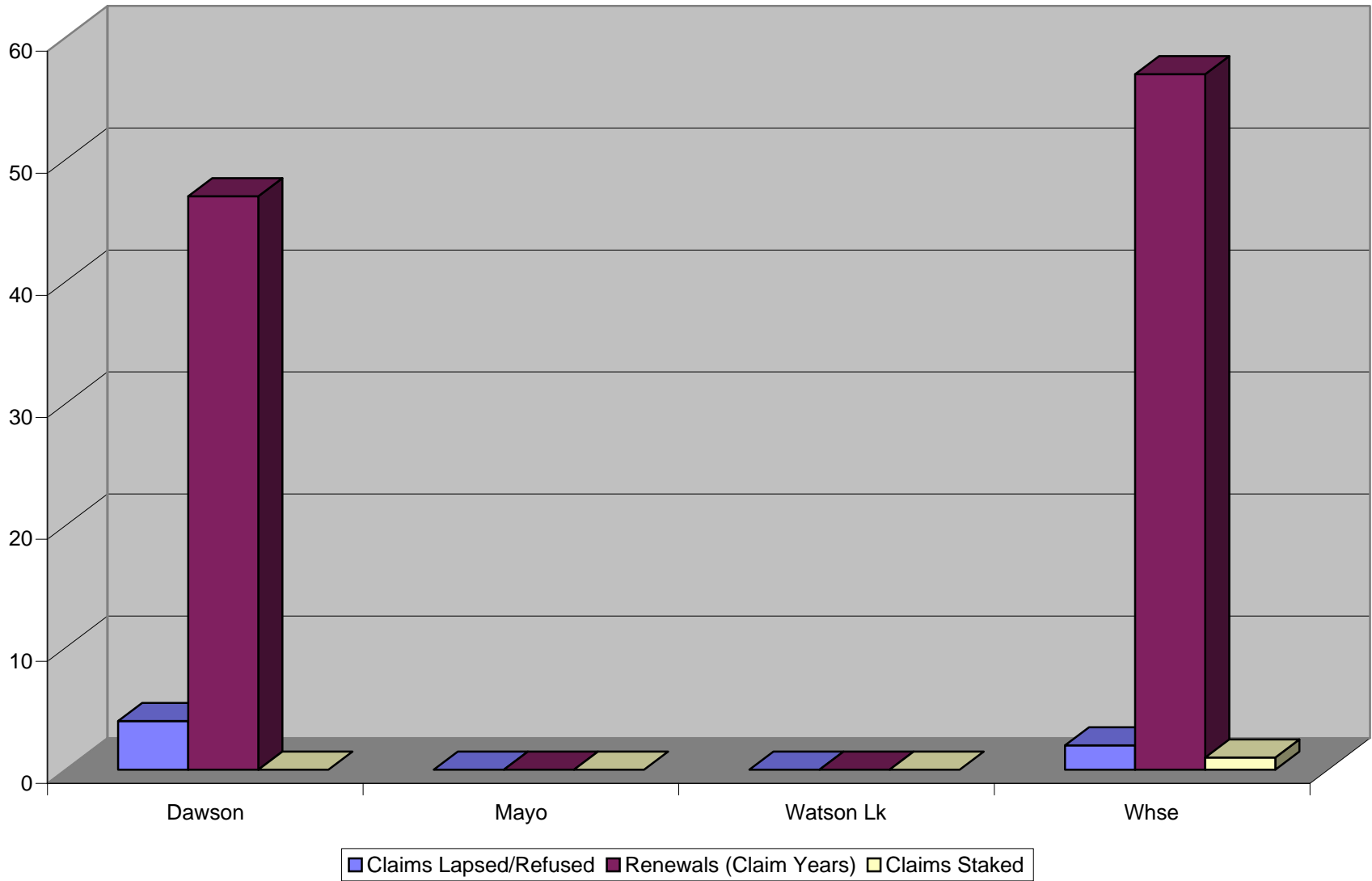
OTHER	Dawson	Mayo	Watson Lk	Whse	Total
Prospecting Leases Staked	1	0	0	0	1
Dredging Lease Applic.	0	0	0	0	0

Royalties	Troy Oz	\$
Dawson	-	-
Mayo	-	-
Watson Lk	-	-
Whitehorse	206.15	77.31
Total - Month	206.15	77.31
Total - YTD	77,640.18	\$30,048.73

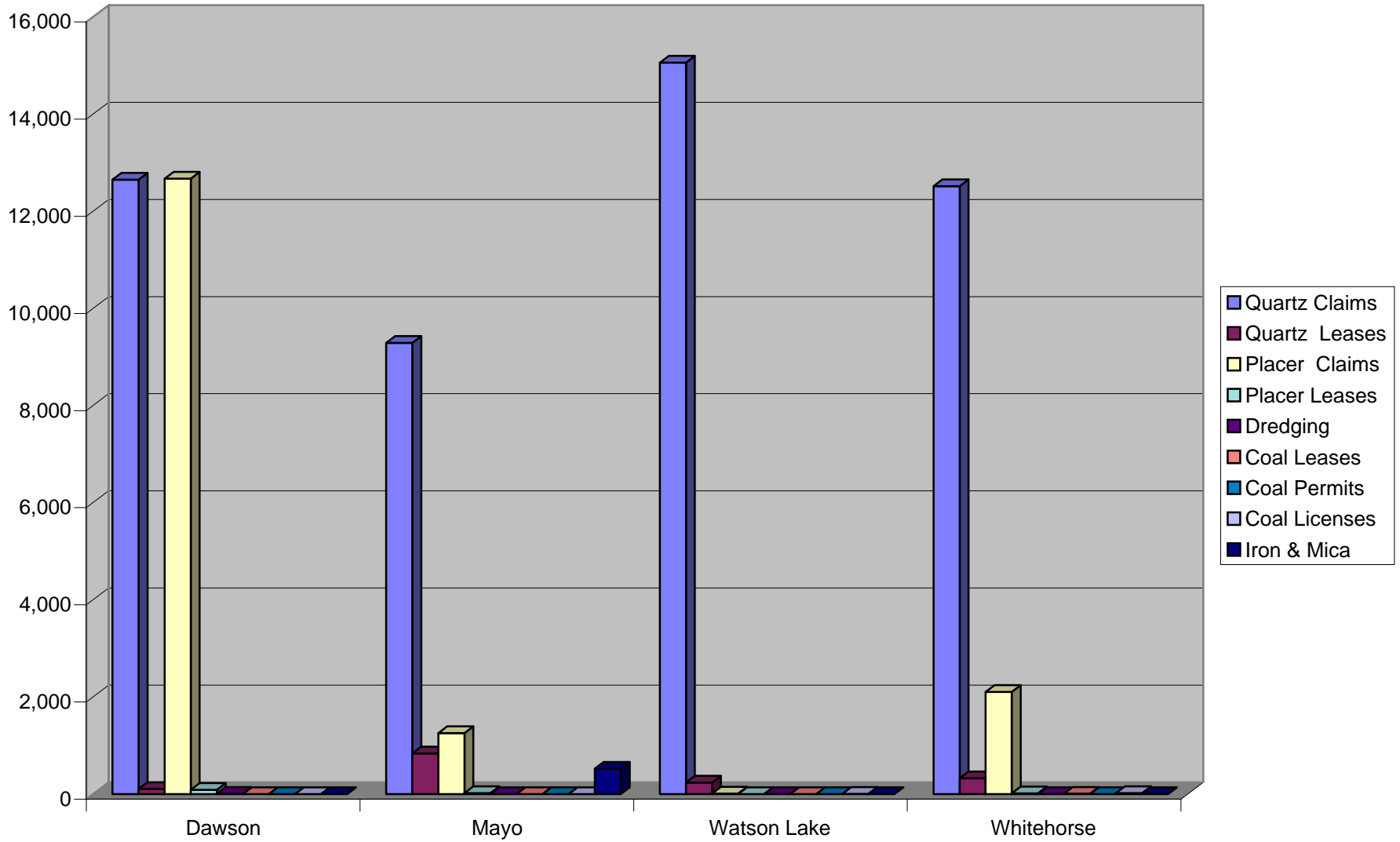
Quartz Activity by Month - January 2005



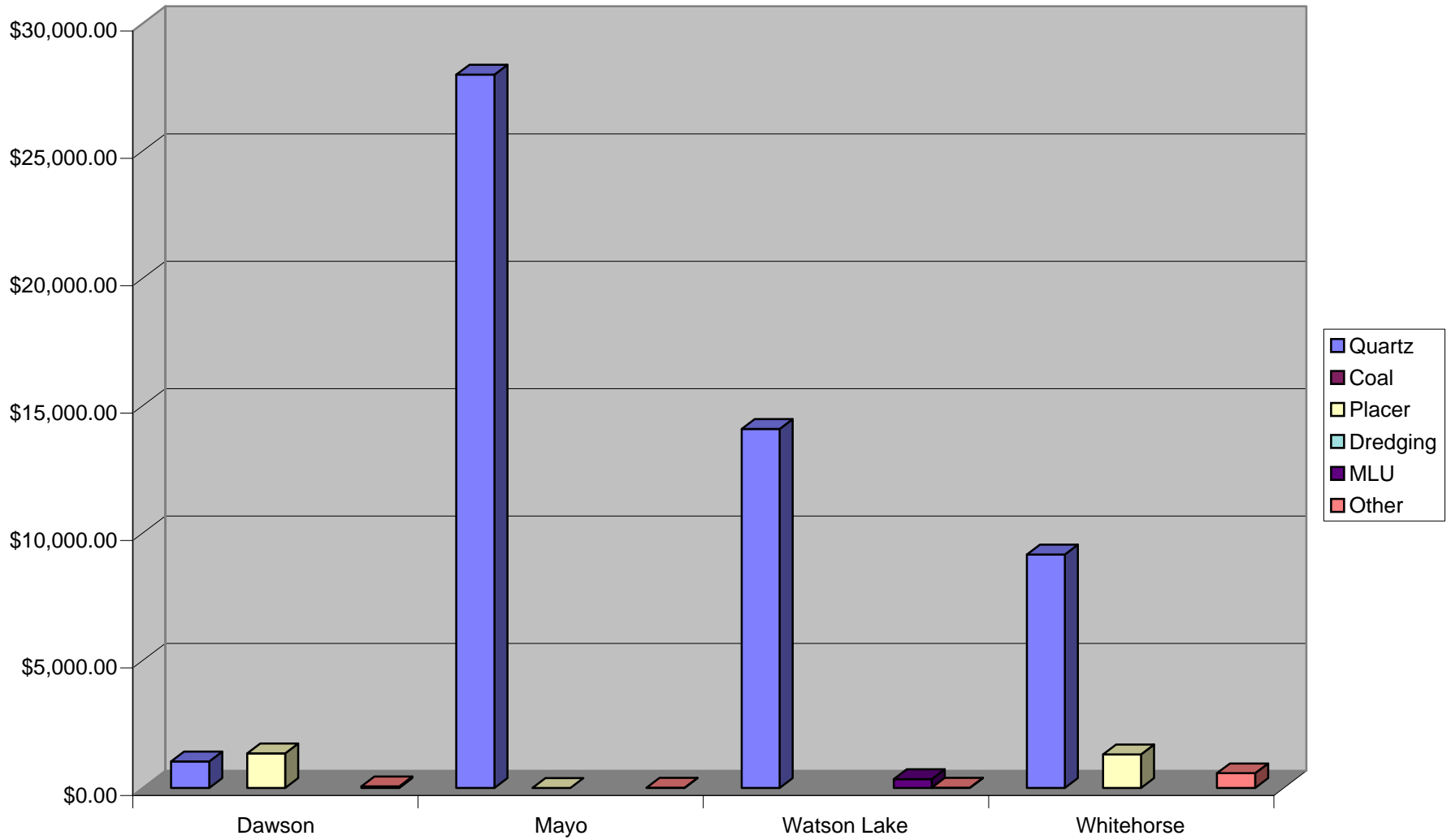
Placer Activity by Month January 2005



Active Dispositions -January 2005



Revenue Summary -January 2005



Minerals Management Monthly Activity Report - February 2005

Regional Statistics

Quartz claims staked	261	Royalties (troy oz.)	0.707
Placer claims staked	12	Royalties (dollars)	\$0.27
Prospecting leases staked	5	Total revenue for the month	\$81,446.89
		Fiscal revenue to date	\$1,036,156.99

Revenue Summary

District	Quartz	Coal	Placer	Dredging	MLU	Other	Total
Dawson	\$24,129.50		\$1,411.00		\$250.00	\$59.92	\$25,850.42
Mayo	7,691.15	2,012.55			150.00	4.28	9,857.98
Watson Lake	6,030.70						6,030.70
Whitehorse	29,357.25	6,900.00	1,896.27		100.00	1,454.27	39,707.79
Total Revenue	\$67,208.60	\$8,912.55	\$3,307.27	\$0.00	\$500.00	\$1,518.47	\$81,446.89

District Report - Active Dispositions

District	Quartz Claims	Quartz Leases	Placer Claims	Placer Leases	Dredging	Coal Leases	Coal Permits	Coal Licenses	Iron & Mica	Total Dispos.
Dawson	12,906	106	12,615	86	5					25,718
Mayo	9,217	838	1,258	20				1	525	11,859
Watson Lake	14,918	236	13	1				6		15,174
Whitehorse	12,455	324	2,119	21		8		23		14,950
Totals	49,496	1,504	16,005	128	5	8	0	30	525	67,701

District Activity

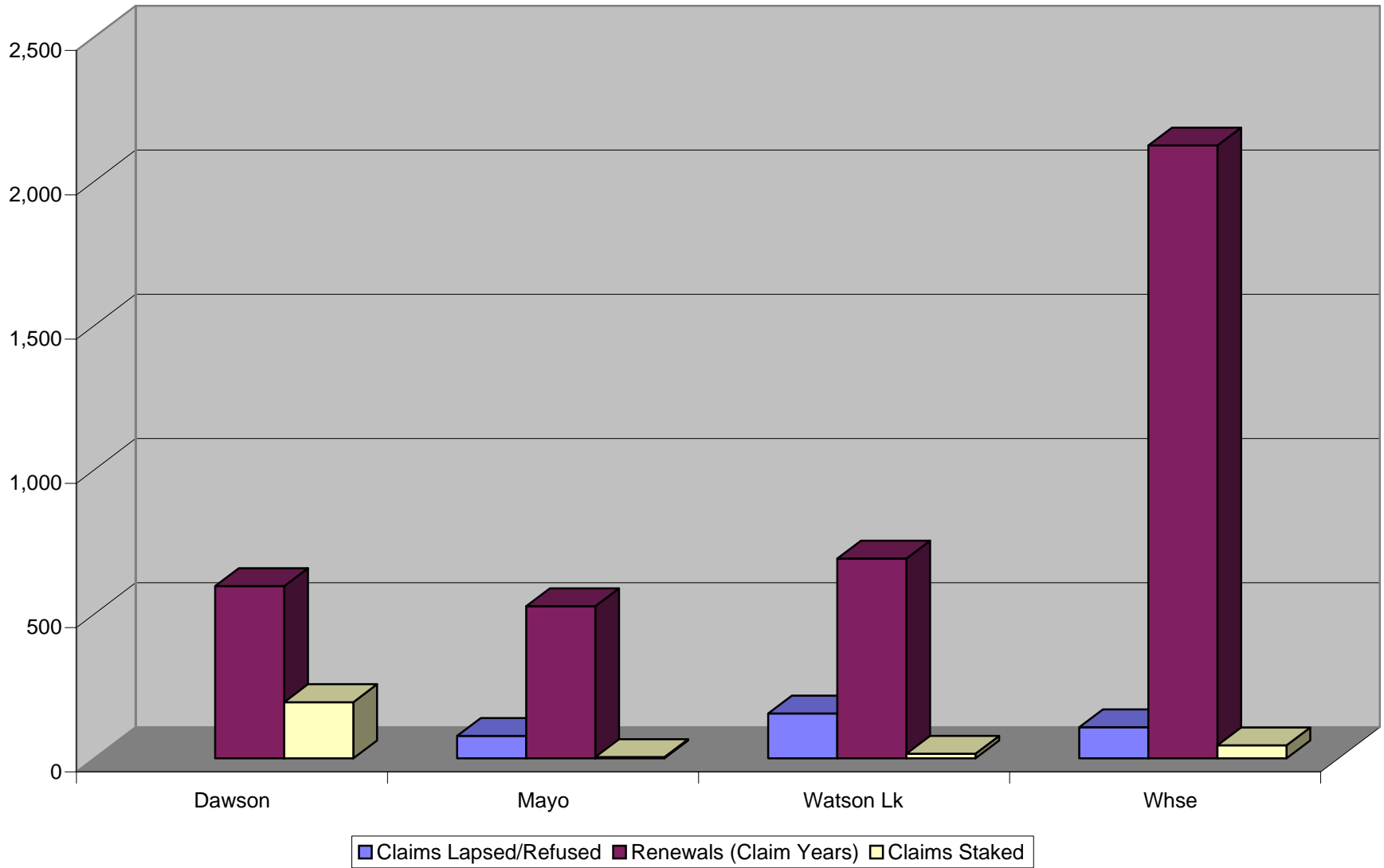
PLACER	Dawson	Mayo	Watson Lk	Whse	Total
Claims Lapsed/Refused	60			1	61
Renewals (Claim Years)	47.00			83.0	130.0
Claims Staked	2			10	12

QUARTZ	Dawson	Mayo	Watson Lk	Whse	Total
Claims Lapsed/Refused		78	156	108	342
Renewals (Claim Years)	597.00	527.25	693	2,124.75	3,249.00
Claims Staked	195	5	16	45	261

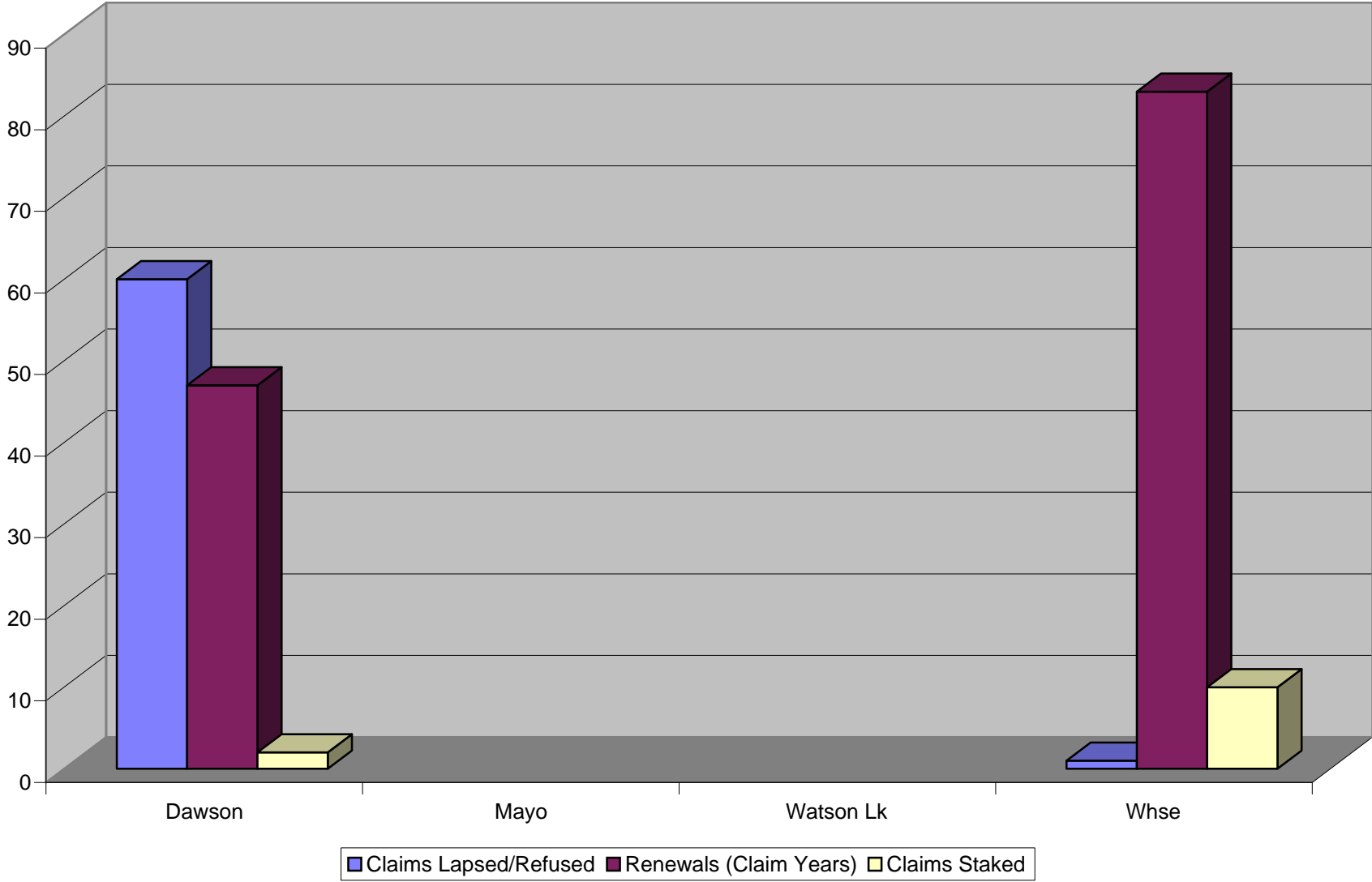
OTHER	Dawson	Mayo	Watson Lk	Whse	Total
Prospecting Leases Staked				5	5
Dredging Lease Applic.					

Royalties	Troy Oz	\$
Dawson	-	-
Mayo	-	-
Watson Lk	-	-
Whitehorse	0.71	0.27
Total - Month	0.71	0.27
Total - YTD	77,640.88	\$30,049.00

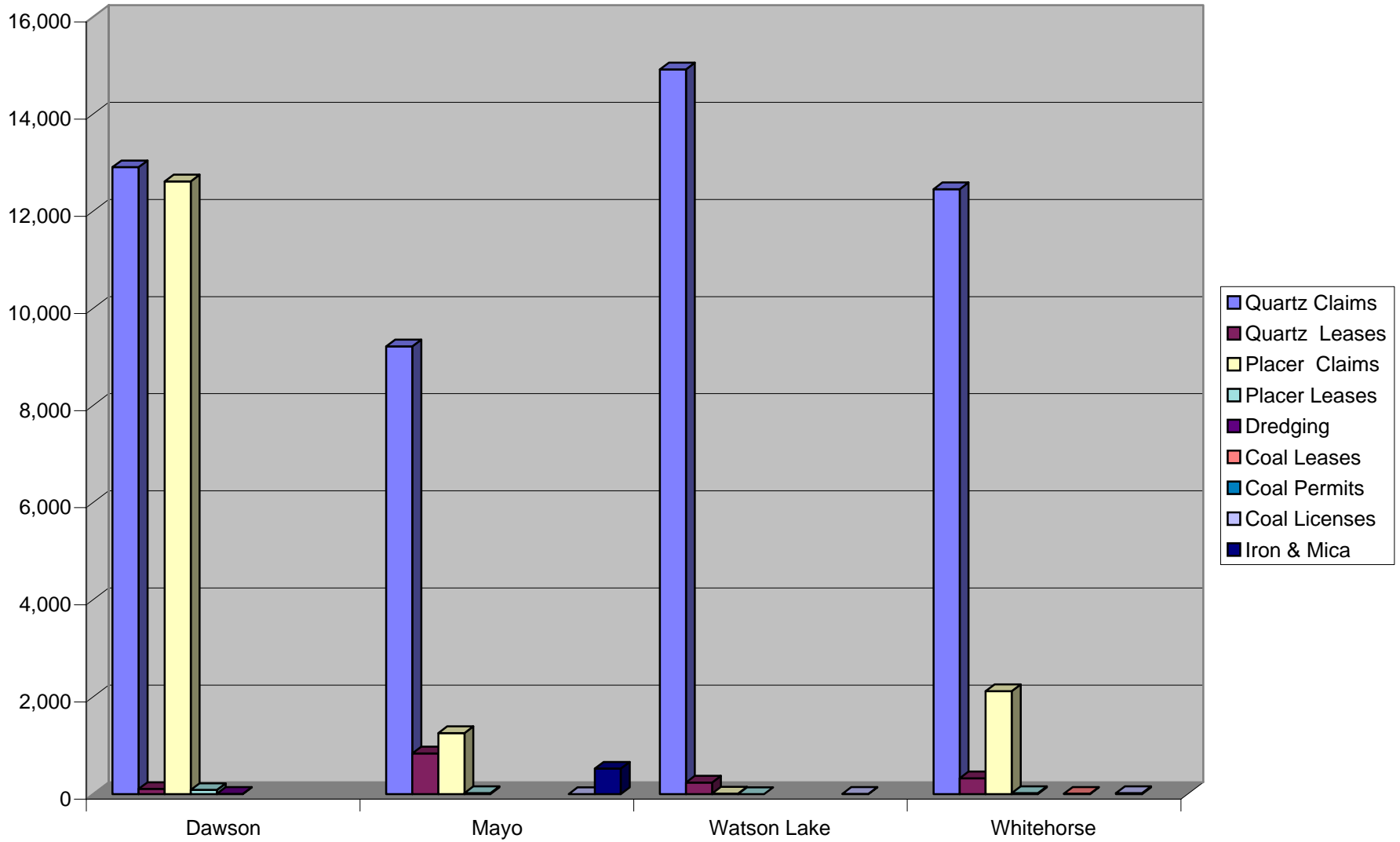
Quartz Activity by Month - February 2005



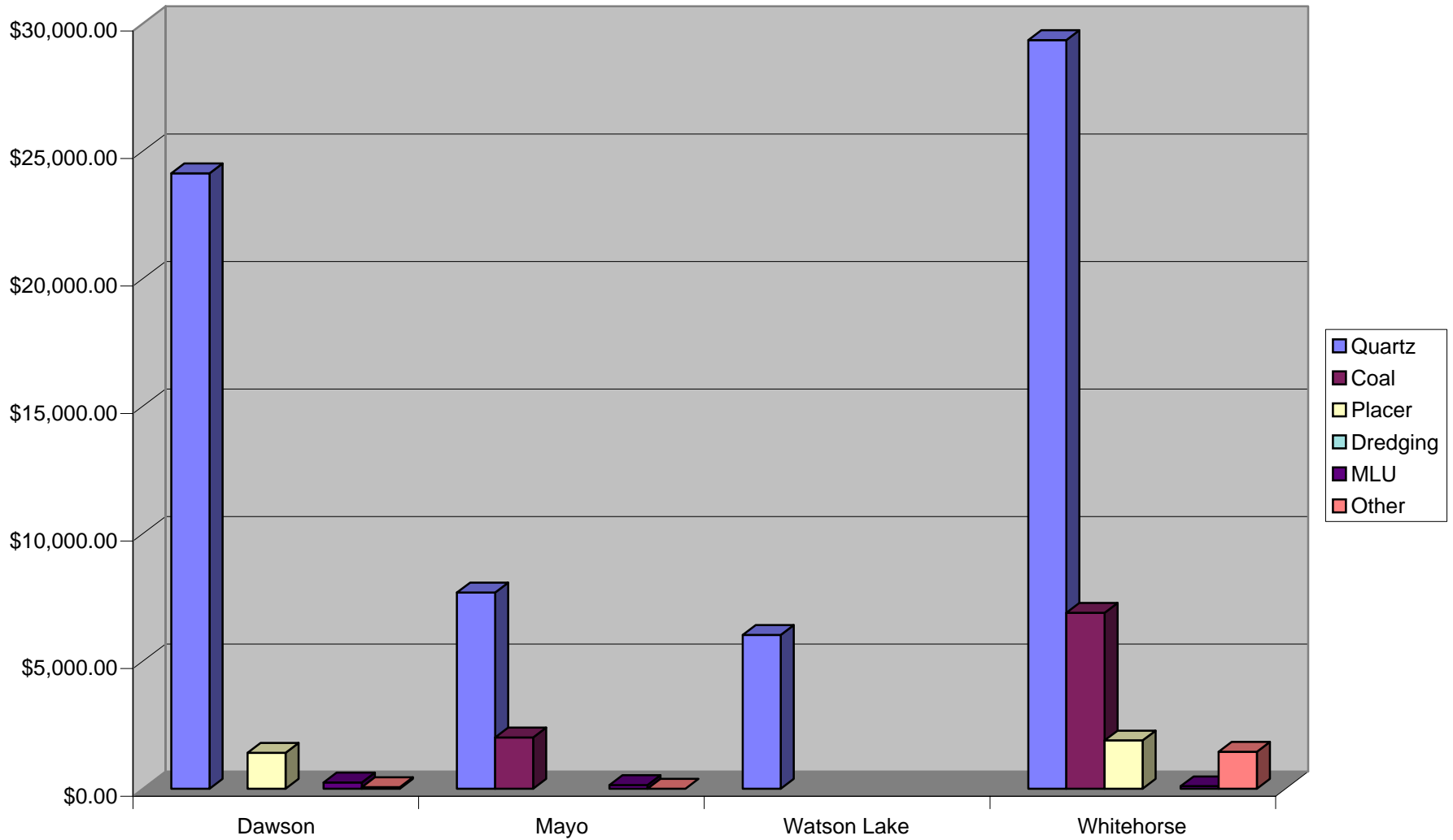
Placer Activity by Month February 2005



Active Dispositions -February 2005



Revenue Summary -February 2005



Minerals Management Monthly Activity Report - March 2004

Regional Statistics

Quartz claims staked	220	Royalties (troy oz.)	0.000
Placer claims staked	186	Royalties (dollars)	\$0.00
Prospecting leases staked	2	Total revenue for the month	\$126,294.12
		Fiscal revenue to date	\$1,162,451.11

Revenue Summary

District	Quartz	Coal	Placer	Dredging	MLU	Other	Total
Dawson	\$6,209.10		\$6,385.00		\$350.00	\$16.98	\$12,961.08
Mayo	8,115.00	10,125.22	152.00		600.00		18,992.22
Watson Lake	71,867.50				750.00	17.12	72,634.62
Whitehorse	16,068.50	4,043.35	347.20		450.00	797.15	21,706.20
Total Revenue	\$102,260.10	\$14,168.57	\$6,884.20	\$0.00	\$2,150.00	\$831.25	\$126,294.12

District Report - Active Dispositions

District	Quartz Claims	Quartz Leases	Placer Claims	Placer Leases	Dredging	Coal Leases	Coal Permits	Coal Licenses	Iron & Mica	Total Dispos.
Dawson	12,855	106	12,847	75	5					25,888
Mayo	9,291	838	1,257	20				6	525	11,937
Watson Lake	14,825	236	13	1				6		15,081
Whitehorse	12,493	324	2,120	22		8		28		14,995
Totals	49,464	1,504	16,237	118	5	8	0	40	525	67,901

District Activity

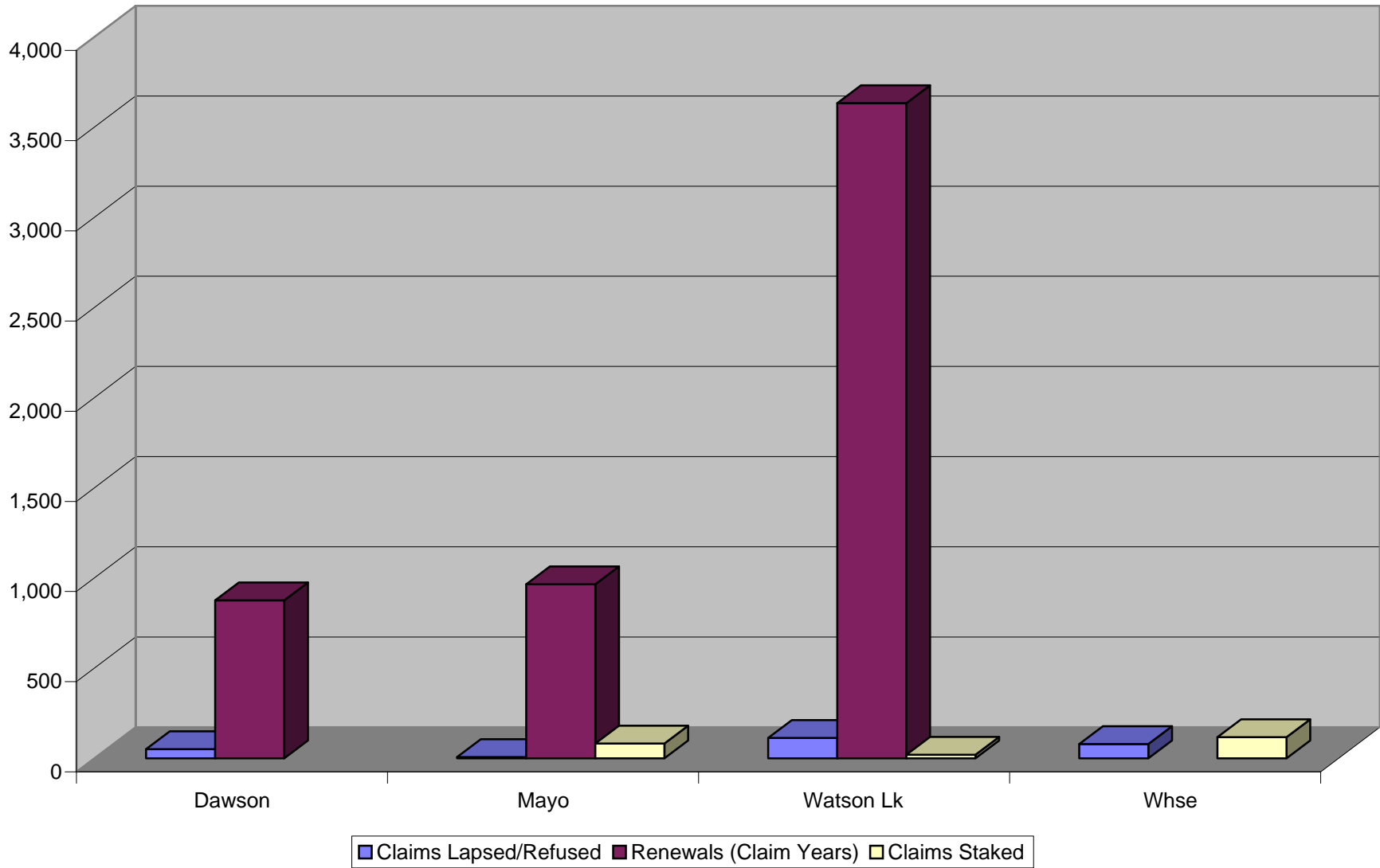
PLACER	Dawson	Mayo	Watson Lk	Whse	Total
Claims Lapsed/Refused	1	1			2
Renewals (Claim Years)	209.00	5		5.0	219.0
Claims Staked	185			1	186

QUARTZ	Dawson	Mayo	Watson Lk	Whse	Total
Claims Lapsed/Refused	51	8	113	80	252
Renewals (Claim Years)	877.00	966.00	3,634		5,477.00
Claims Staked		82	20	118	220

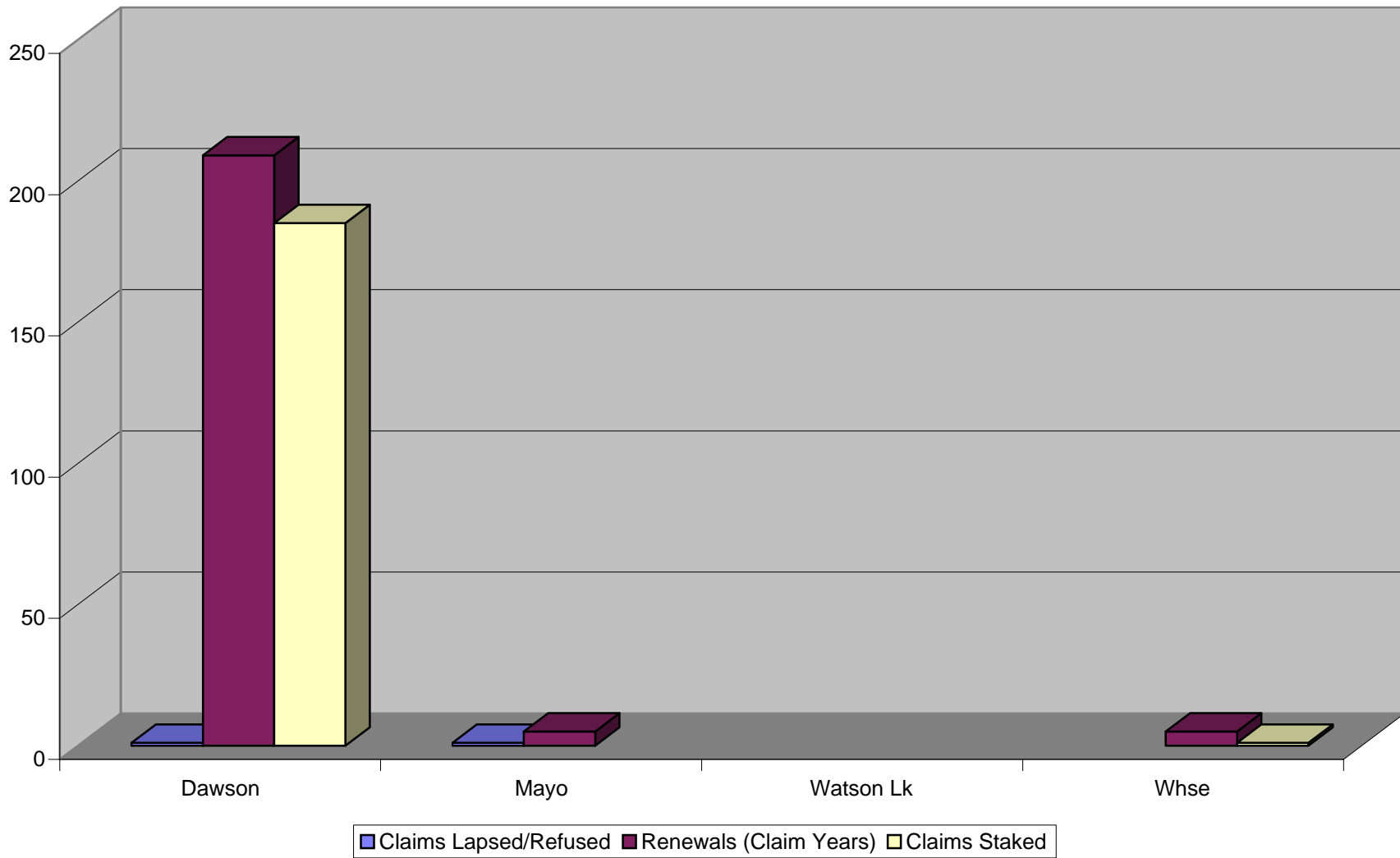
OTHER	Dawson	Mayo	Watson Lk	Whse	Total
Prospecting Leases Staked	1			1	2
Dredging Lease Applic.					0

Royalties	Troy Oz	\$
Dawson		
Mayo	-	-
Watson Lk	-	-
Whitehorse	-	-
Total - Month	-	-
Total - YTD	77,640.88	\$30,049.00

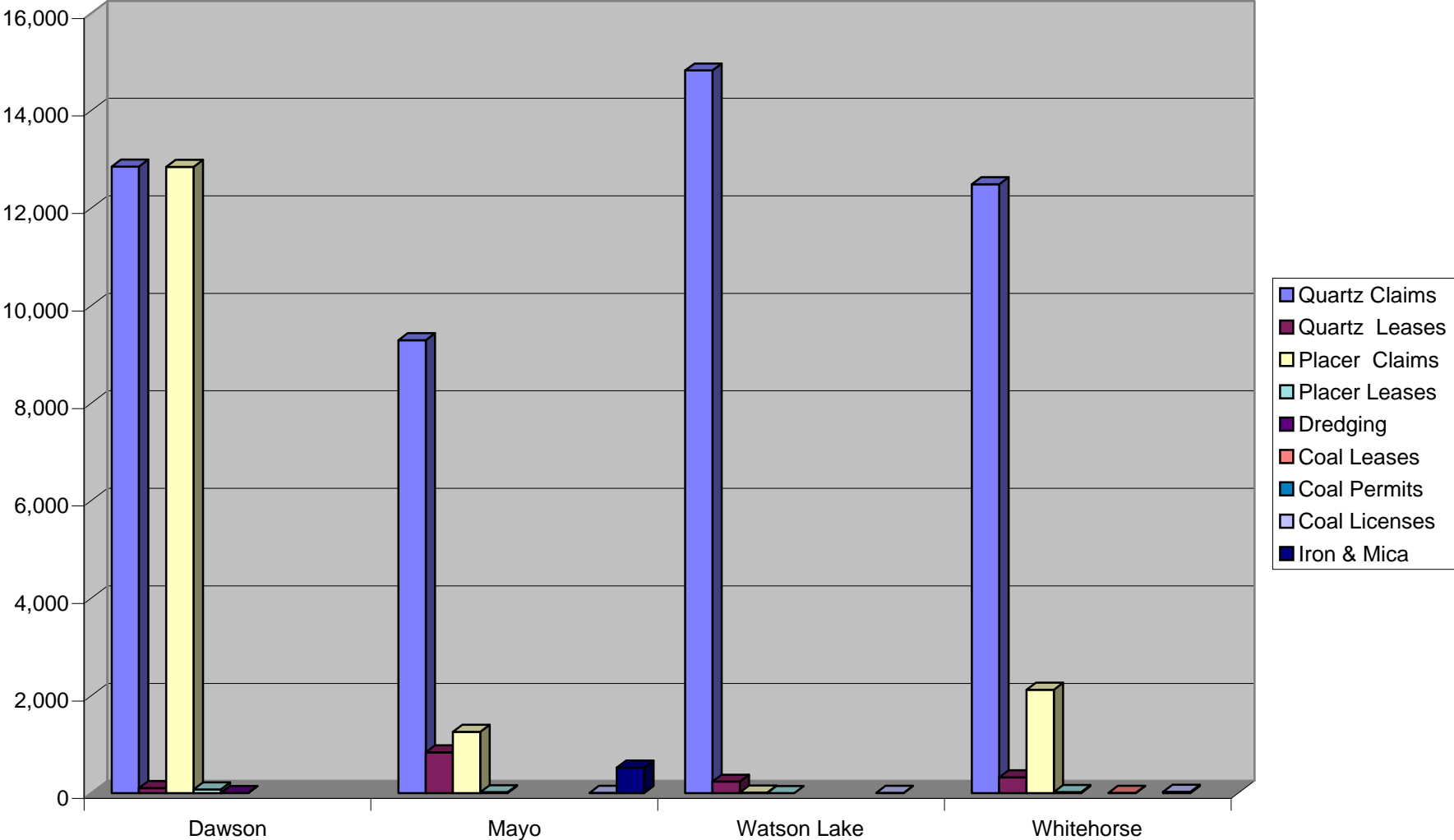
Quartz Activity by Month -March 2005



Placer Activity by Month March 2005



Active Dispositions March 2005



Revenue Summary -March
2005

