ᒥᓂᔅᑕᐅᔪᖅ
ᓴᓇᔪᓕᕆᔨᒌᑦᑐ

PUBLIC WORKS AND SERVICES

ᐱᑕ ᑲᑦᑐᒃ
ᒥᓂᔅᑕ

ᕿᐅᑦ ᒐᓐ
ᒥᓂᔅᑕᐅᑉ ᑐᒡᓕᐊᑕ ᐃᑲᔪᖅᑎᐊ

ᕿᔅ ᒧᕿᐅᒃ
ᒥᓂᔅᑕᐅᑉ ᑐᒡᓕᐊ

ᔭᐃᒥ ᐹᓚᑎ
ᒥᓂᔅᑕᐅᑉ ᑐᒡᓕᐊᑕ ᐃᑲᔪᕐᑎᖓ

ᑮᓇᐅᔭᓕᕆᔨᔪᓯᖏᑕ ᓇᓗᓇᐃᔭᕐᓯᒪᓂᖏᑦ

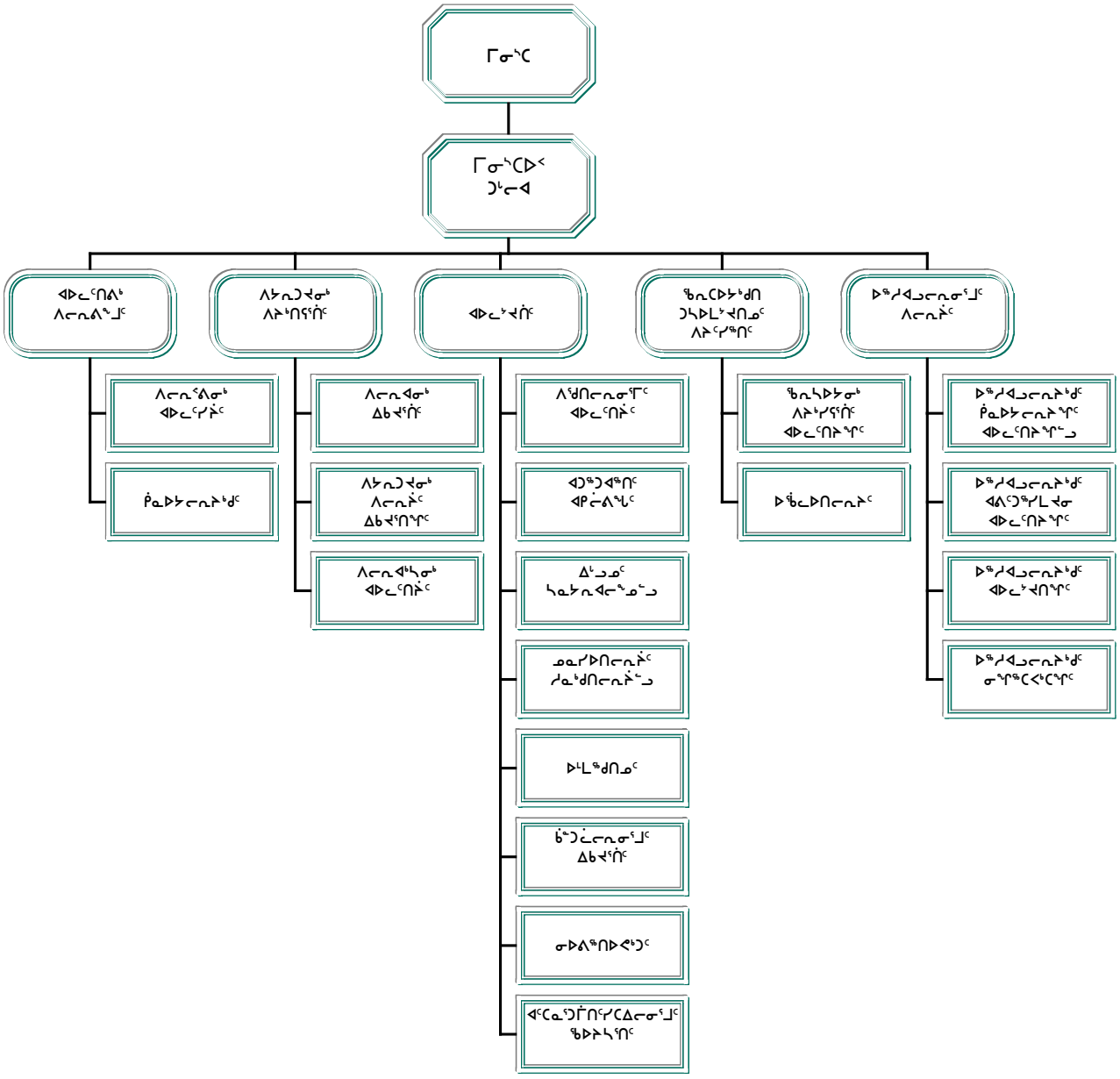

Peter Kattuk
Minister

Robert Gunn
Assistant Deputy Minister

Ross Mrazek
Deputy Minister

Jamie Flaherty
Assistant Deputy Minister

ACCOUNTING STRUCTURE CHART

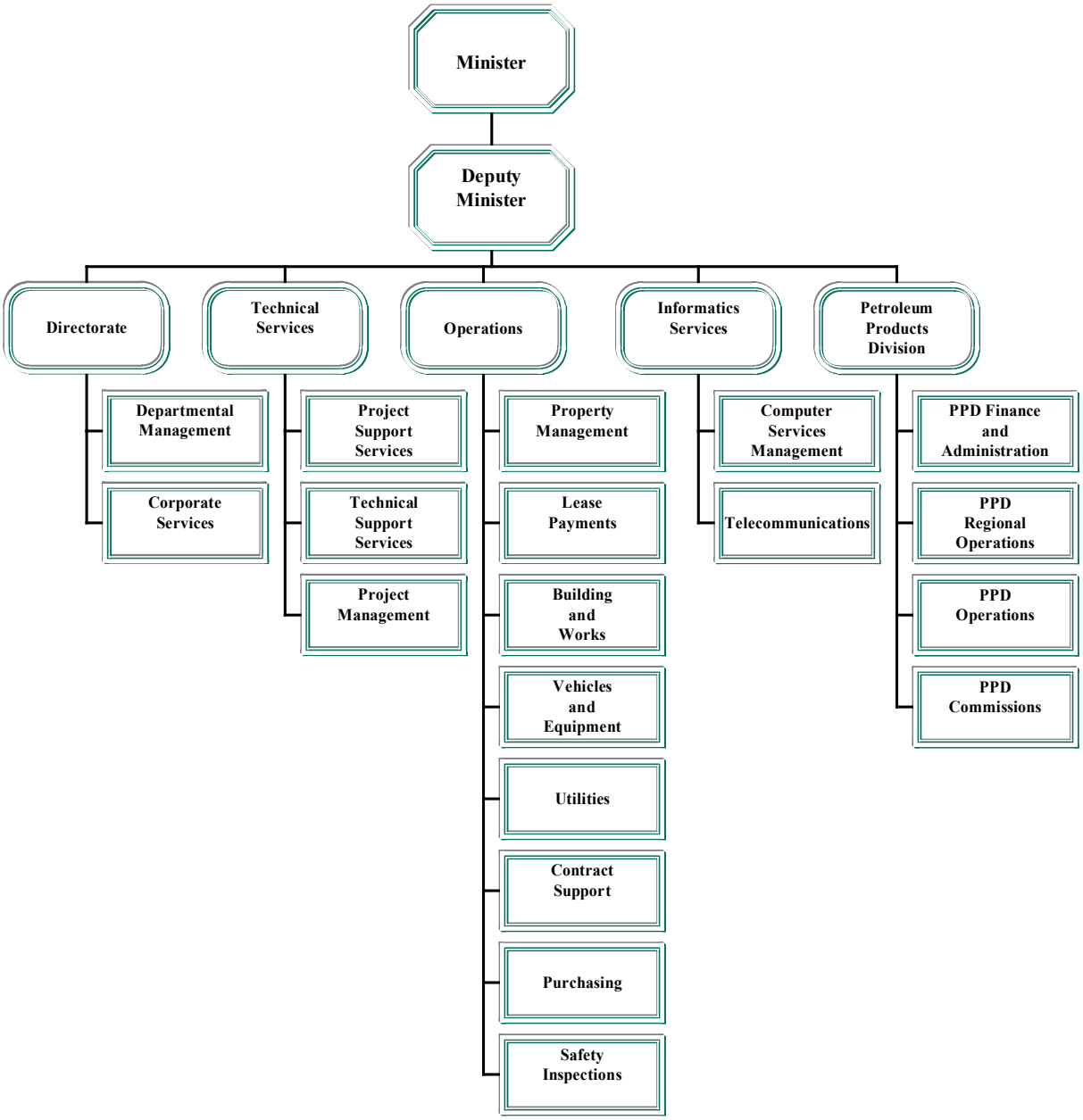

ᐱᔭᒃᓴᓕᐊᖑᓯᒪᔪᑦ

ᐊᑐᕐᓂᖅᓴᓱᐊᕈᒪᓪᓗᑕ ᓄᓇᕗᒥ ᑮᓇᐅᔭᒃᓴᐅᑎᒃᓴᐃᑦ ᐱᕈᖅᐸᓪᓕᐊᑎᑕᐅᓂᖏᓐᓄᑦ ᐊᒻᒪᓗ ᐃᓅᓯᕆᔭᐅᔪᓄᑦ ᐊᒃᕕᐊᕐᑯᓇᒋᑦ ᐸᕐᓇᒃᑕᐅᑦᑎᐊᖅᓯᒪᕐᑯᓪᓗᒋᑦ ᓴᓇᔭᐅᔪᒃᓴᑦ, ᓴᓇᕐᕈᑎᑖᕈᑎᒃᓴᑦ, ᑲᒪᒋᔭᐅᔾᔪᑎᖏᓪᓗ ᐊᐅᓚᑕᐅᔾᔪᑎᖏᓪᓗ ᒐᕙᒪᒃᑯᑦ ᐱᕐᑯᑎᖏᑦ.

MISSION

To contribute to Nunavut's economic growth and social well being by ensuring effective planning, procurement, delivery and operation of government assets.

ᐊᕕᒃᑐᖅᓯᒪᓂᖏᑦ ᐊᑭᓕᕆᐊᓖᑦ
DETAIL OF EXPENDITURES

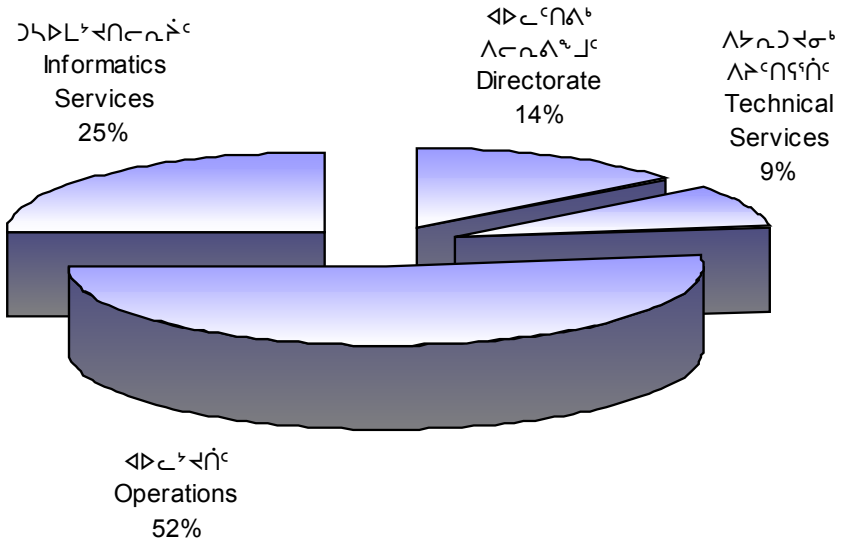

		ᑭᓇᐅᔭᑦ ᐊᑐᖅᑐᒃᓴᑦ **2003-2004 Main Estimates ($000)**	ᐊᖅᑭᒋᐊᕐᓯᒪᔪᑦ ᐊᕐᕌᓂᓂᑕᑦ 2002-2003 Revised Estimates **($000)**	ᑭᓇᐅᔭᑦ ᐊᕐᕌᓂᓂᑕᑦ 2002-2003 Main Estimates **($000)**
ᑭᓯᒍᒻᒪᖕᖓᑦ	**DESCRIPTION**			
ᐃᖃᓇᐃᔭᖅᑎᓄᑦ ᐊᑭᓕᐅᓯᐊᑦ ᐃᑲᔫᓯᐊᓪᓗ	Compensation and Benefits	**17,463**	17,006	17,206
ᑐᓐᓂᖅᑯᑎᑦ ᐊᒻᒪ ᐃᑲᔫᓯᐊᑦ	Grants and Contributions	**-**	-	-
ᓂᐅᕈᖃᑦᑕᕈᑏᑦ ᐃᖏᕐᔪᑏᑦᓗ	Travel and Transportation	**1,485**	1,849	1,849
ᐊᓪᓚᕝᕕᓕᕆᔾᔪᑏᑦ ᓱᓇᒃᑯᑏᑦᓗ	Materials and Supplies	**1,565**	1,973	1,973
ᓂᐅᕕᖅᑕᐅᓪᓗᑎᒃ ᐱᔨᑦᓯᕈᑎᑦ	Purchased Services	**7,089**	7,433	7,433
ᐆᒻᒪᖅᑯᑎᓄᑦ	Utilities	**6,304**	6,304	6,304
ᑲᓐᑐᕋᑎᒍᑦ ᐱᔨᑦᓯᕈᑎᑦ	Contract Services	**21,136**	21,386	20,769
ᐊᑭᓕᕆᐊᓖᑦ ᐊᑭᓕᖅᓱᐃᔭᔪᑎᓪᓗ	Fees and Payments	**479**	424	424
ᐊᓯᖏᑦ ᐊᑭᓕᕆᐊᓖᑦ	Other Expenses	**5,418**	2,962	2,962
ᑲᑎᓪᓗᒋᑦ ᐊᐅᓚᑦᑎᔪᑏᑦ ᐋᖅᑭᐅᒪᐃᓐᓇᕈᑎᓪᓗ	**Total Operations & Maintenance**	**60,939**	**59,337**	**58,920**
ᑲᑎᓪᓗᒋᑦ ᐊᑭᑐᔪᑎᓄᑦ	**Total Capital**	**10,680**	**10,551**	**6,320**
ᑲᑎᓪᓗᒋᑦ ᐊᑭᓕᕆᐊᓖᑦ	**Total Expenditures**	**71,619**	**69,888**	**65,240**

ᐊᐅᓚᑦᑎᕕᒃ ᐱᓕᕆᕕᖕᒧᑦ

ᐊᐅᓚᑦᑎᕕᒃ ᐱᓕᕆᕕᖕᒧᑦ ᐱᖃᓯᐅᔾᔨᓯᒪᖕᑦ ᒥᓂᔅᑕᐅᑉ ᑐᒡᓕᐊᑕ ᐊᒡᓚᒡᕕᐊᓂᒃ ᐊᒻᒪᓗ ᑎᒥᕐᑯᑎᖓᓂᒃ ᑲᒪᔨᐅᔪᑦ ᑮᓇᐅᔭᓕᕆᔨᑦ ᐊᖓᔪᖅᑳᒃᑯᕕᐊᓂ. ᐊᒡᒍᖅᑐᕐᓯᒪᓂᐅᔪᑦ ᐃᓗᐊᓂ, ᐊᐅᓚᑦᑎᕕᐅᔪᖅ ᐱᓕᕆᕕᖕᒧᑦ ᐱᖃᓯᐅᔾᔨᓯᒪᖕᖅ ᐊᒡᒍᖅᑐᕐᓯᒪᓂᕐᓂ ᑐᑭᒧᐊᒃᑎᑦᓯᔨᒥᒃ, ᐊᒻᒪᓗ ᑮᓇᐅᔭᓕᕆᓂᕐᒧᑦ ᐊᓪᓚᕕᓕᕆᓂᕐᒧᓪᓗ ᐱᓕᕆᕕᖕᒐᓐᓂᒃ. ᐊᐅᓚᑦᑎᕕᒃ ᐱᓕᕆᕕᖕᒧᑦ ᑲᒪᒋᔭᖅᖅᐳᑦ ᐊᖓᔪᖅᑲᐅᑎᐅᓪᓗᑎᒃ ᐊᐅᓚᑦᓯᔨᐅᔪᓂᒃ ᐱᓕᕆᕕᐅᔪᓂ, ᐊᒻᒪᓗ ᐅᖃᐅᔾᔨᒋᐊᖅᑎᐅᓪᓗᑎᒃ, ᐃᑲᔪᖅᑎᐅᓪᓗᑎᒃ, ᐸᕐᓇᐃᔨᐅᓪᓗᑎᒃ ᐊᒻᒪᓗ ᐊᑐᓕᖅᑎᑦᓯᔨᐅᓪᓗᑎᒃ ᐃᖅᑲᓇᔭᖅᑖᖅᐸᓪᓕᐊᔪᓂᒃ, ᑮᓇᐅᔭᓕᕆᔾᔪᑎᓄᑦ ᐊᒻᒪᓗ ᐊᑐᐊᒐᐃᑦ ᐊᐅᓚᑕᐅᓂᖏᓐᓄᑦ ᐱᓕᕆᕕᐅᑉ ᐃᓗᐊᓂ. ᐃᓚᒋᒃᑲᓐᓂᖅᓗᒍ, ᑐᓂᓯᖃᑦᑕᕐᒥᔪᑦ ᒐᕙᒪᒃᑯᑦ ᑎᒥᕐᑯᑎᖏᓐᓄᑦ (ᒐᕙᒪᓕᒫᑦ ᐃᓗᐊᓂ) ᓯᕗᓕᖅᑎᒋᔭᐅᓪᓗᓂ ᑎᑎᕋᖅᑕᐅᓯᒪᔪᑦ ᑲᒪᒋᔭᐅᓂᖏᓐᓄᑦ ᐊᐅᓚᑦᑎᔾᔪᑎᓂᒃ ᐊᑐᐊᒐᑎᒍᑦ ᐊᒻᒪᓗ ᐱᖃᓯᐅᔭᕆᐊᖃᖅᑐᑦ ᓴᓇᔭᐅᓂᖏᓐᓄᑦ ᐊᒻᒪᓗ ᐊᑐᓕᖅᑎᑕᐅᓂᖏᓐᓄᑦ.

DIRECTORATE

The Directorate includes the Deputy Minister's Office and the Corporate Services Division at headquarters. In the regions, the Directorate includes the Regional Director, and the Finance and Administration Services section. The Directorate is responsible for the senior management of the Department, as well as advice, assistance, planning and implementation of human resources, finance and policy functions of the Department. In addition, it provides corporate (government-wide) leadership in records management policy and procedures development and implementation.

		ᑮᓇᐅᔭᑦ ᐊᑐᖅᑐᒃᓴᑦ **2003-2004 Main Estimates ($000)**	ᐊᖅᑭᒋᐊᕐᓯᒪᔪᑦ ᐊᕐᕌᓂᓂᑕᑦ 2002-2003 Revised Estimates ($000)	ᑮᓇᐅᔭᑦ ᐊᕐᕌᓂᓂᑕᑦ 2002-2003 Main Estimates ($000)
ᑭᓯᒧᒻᒪᖕᒐᑦ	**DESCRIPTION**			
ᐃᖅᑲᓇᐃᔭᖅᑎᓄᑦ ᐊᑭᓕᐅᓯᐊᑦ ᐃᑲᔫᓯᐊᓪᓗ	Compensation and Benefits	**3,597**	3,570	3,570
ᑐᓐᓂᖅᑯᑎᑦ ᐊᒻᒪ ᐃᑲᔫᓯᐊᑦ	Grants and Contributions	**-**	-	-
ᓂᐅᕈᖅᑕᕈᑏᑦ ᐃᖏᕋᔪᑏᓪᓗ	Travel and Transportation	**380**	293	293
ᐊᓪᓚᕐᕕᓕᕆᔾᔪᑏᑦ ᓱᓇᒃᑯᑏᓪᓗ	Materials and Supplies	**128**	106	106
ᓂᐅᕕᖅᑕᐅᓪᓗᑎᒃ ᐱᔨᑦᓯᕈᑎᑦ	Purchased Services	**3,690**	3,914	3,914
ᐅᒻᒪᖅᑯᑎᓄᑦ	Utilities	**-**	-	-
ᑲᓐᑐᕐᑎᒍᑦ ᐱᔨᑦᓯᕈᑎᑦ	Contract Services	**856**	435	435
ᐊᑭᓕᕆᐊᓖᑦ ᐊᑭᓕᖅᓱᐃᔭᔪᑎᓪᓗ	Fees and Payments	**53**	51	51
ᐊᓯᖏᑦ ᐊᑭᓕᕆᐊᓖᑦ	Other Expenses	**112**	98	98
ᑲᑎᓪᓗᒋᑦ ᐊᐅᓚᑦᑎᔪᑏᑦ ᐋᖅᑭᐅᒪᐃᓐᓇᕈᑎᓪᓗ	**Total Operations & Maintenance**	**8,816**	**8,467**	**8,467**
ᑲᑎᓪᓗᒋᑦ ᐊᑭᑐᔪᑎᓄᑦ	**Total Capital**	**-**	**-**	**-**
ᑲᑎᓪᓗᒋᑦ ᐊᑭᓕᕆᐊᓖᑦ	**Total Expenditures**	**8,816**	**8,467**	**8,467**

ᐱᔭᕆᑐᔪᓄᑦ ᐱᔨᑦᑎᕋᕈᑎᑦ

ᐱᔭᕆᑐᔪᓄᑦ ᐱᔨᑦᑎᕋᖅᑎᑦ ᐱᓕᕆᕕᖓᑦ ᐸᕐᓇᐃᔨᐅᖃᑦᑕᖅᐳᑦ ᐊᒻᒪᓗ ᓴᓇᒪᓂᕐᓄᑦ ᐊᐅᓚᑦᑎᓂᕐᒧᑦ ᐱᔨᑦᓯᖅᑎᐅᓪᓗᑎᒃ ᒐᕙᒪᒃᑯᑦ ᐱᓕᕆᐊᒃᓴᕆᔭᖏᓐᓄᑦ ᑭᒡᒐᖅᑐᐃᓪᓗᑎᒃ ᐱᓕᕆᕕᐅᔪᓂᒃ ᐱᔨᑦᓯᖅᑕᖏᓐᓂᒃ. ᐱᓕᕆᕕᐅᔪᖅ ᐃᑲᔪᖅᑐᐃᖃᑦᑕᕐᒥᔪᖅ ᐱᔨᑦᓯᖅᑕᖏᓐᓂᒃ ᓇᓗᓇᐃᕐᓯᓇᓱᐊᖅᑎᓪᓗᒋᑦ ᐊᑯᓂᐅᔪᒧᑦ ᐊᑭᑐᔪᓄᑦ ᐊᑐᕆᐊᖃᕐᓂᐊᖅᑕᖏᓐᓂᒃ ᐊᒻᒪᓗ ᐊᐅᓚᑦᑎᓂᕐᒧᑦ ᑐᑭᒧᐊᒍᑎᒋᔭᖏᓐᓂᒃ, ᐊᒻᒪᓗ ᓴᓇᖃᑦᑕᖅᑐᑦ ᒐᕙᒪᓕᒫᓄᑦ ᐊᑐᖅᑕᐅᓂᐊᖅᑐᓂᒃ ᐱᔭᕆᑐᔪᓄᑦ ᐊᔾᔨᒌᓕᖅᑎᑕᐅᓯᒪᔪᓂᒃ ᒪᓕᒐᕐᓂᒃ ᐃᒡᓗᕐᔪᐊᕐᑯᑎᖏᓐᓄᑦ ᐊᑐᖅᑕᐅᓂᐊᖅᑎᓪᓗᒋᑦ.

TECHNICAL SERVICES

The Technical Services Branch provides planning and design management services for government projects carried out on behalf of client departments. The Branch assists clients in identifying their long-term capital requirements and operational guidelines, and develops government-wide technical standards for infrastructure.

		ᑮᓇᐅᔭᑦ ᐊᑐᖅᑐᒃᓴᑦ **2003-2004 Main Estimates ($000)**	ᐊᖅᑭᒋᐊᕐᓯᒪᔪᑦ ᐊᕐᕌᓂᓂᑕᑦ 2002-2003 Revised Estimates **($000)**	ᑮᓇᐅᔭᑦ ᐊᕐᕌᓂᓂᑕᑦ 2002-2003 Main Estimates **($000)**
ᑭᓯᒧᒻᒪᖓᑦ	**DESCRIPTION**			
ᐃᖅᑲᓇᐃᔭᖅᑎᓄᑦ ᐊᑭᓕᐅᓯᐊᑦ ᐃᑲᔫᓯᐊᓪᓗ	Compensation and Benefits	**4,264**	4,278	4,278
ᑐᓐᓂᖅᑯᑎᑦ ᐊᒻᒪ ᐃᑲᔫᓯᐊᑦ	Grants and Contributions	**-**	-	-
ᓂᐅᕈᖃᑦᑕᕈᑏᑦ ᐃᖏᕐᕋᔪᑏᓪᓗ	Travel and Transportation	**205**	351	351
ᐊᓪᓚᕐᕕᓕᕆᔾᔪᑏᑦ ᓱᓇᒃᑯᑏᓪᓗ	Materials and Supplies	**66**	85	85
ᓂᐅᕕᖅᑕᐅᓪᓗᑎᒃ ᐱᔨᑦᓯᕈᑎᑦ	Purchased Services	**40**	61	61
ᐆᒻᒪᖅᑯᑎᓄᑦ	Utilities	**-**	-	-
ᑲᓐᑐᕐᑎᒍᑦ ᐱᔨᑦᓯᕈᑎᑦ	Contract Services	**53**	544	209
ᐊᑭᓕᕆᐊᓖᑦ ᐊᑭᓕᖅᓱᐃᔾᔪᑎᓪᓗ	Fees and Payments	**32**	47	47
ᐊᓯᖏᑦ ᐊᑭᓕᕆᐊᓖᑦ	Other Expenses	**648**	693	693
ᑲᑎᓪᓗᒋᑦ ᐊᐅᓚᑦᑎᔪᑏᑦ ᐋᖅᑭᐅᒪᐃᓐᓇᕈᑎᓪᓗ	**Total Operations & Maintenance**	**5,308**	**6,059**	**5,724**
ᑲᑎᓪᓗᒋᑦ ᐊᑭᑐᔪᑎᓄᑦ	**Total Capital**	**1,000**	**991**	**580**
ᑲᑎᓪᓗᒋᑦ ᐊᑭᓕᕆᐊᓖᑦ	**Total Expenditures**	**6,308**	**7,050**	**6,304**

ᐊᐅᓚᔾᔪᑏᑦ

ᐊᐅᓚᑦᑎᕕᐅᑉ ᐱᓕᕆᕕᖓᑦ ᑲᒪᖅᑦᑕᖅᐳᑦ ᓄᓇᕗᑦ ᒐᕙᒪᒃᑯᖏᑕ ᐱᕐᑯᑎᖏᑦ ᓈᓴᖅᑕᐅᓪᓗᑎᒃ ᓇᖕᒥᓂᕆᔭᐅᔪᑦ ᐊᒻᒪᓗ ᐊᑐᖅᑐᐊᖅᑕᐅᔪᑦ ᐃᒡᓗᕐᔪᐊᖑᔪᑦ ᐊᒻᒪᓗ ᐃᓄᕐᑯᖏᑦᑐᓂᒃ ᐃᓐᓄᒃᓱᐃᔾᐅᓪᓗᑎᒃ. ᖃᐅᔨᓴᐃᖃᑦᑕᖅᑐᑦ ᐊᒻᒪ ᕿᒥᕐᕈᓇᖃᑦᑕᖅᑐᑦ ᒫᓐᓇ ᐱᕐᑯᑎᒋᐅᔪᓂᒃ ᐊᒻᒪᓗ ᐸᕐᓇᒃᑕᐅᓯᒪᔪᓂᒃ ᐃᒡᓗᕐᔪᐊᕐᑯᑎᒋᐅᓛᕐᓗᑎᒃ ᒪᓕᒃᓯᒪᑦᑎᐊᕐᑯᓪᓗᒋᑦ ᐊᐅᓚᐅᑎᓄᑦ/ᐅᐊᔭᓄᓪᓗ ᒪᓕᒐᕆᔭᖏᓐᓂᒃ ᐊᒻᒪᓗ ᐊᔾᔨᒌᓕᖅᑎᑕᐅᓯᒪᔪᓂᒃ. ᐊᐅᓚᑦᑎᕕᐅᔪᖅ ᓂᐅᕕᖃᑦᑕᕐᒥᔪᑦ ᐱᕐᑯᑎᓂᒃ ᐊᒻᒪᓗ ᐊᐅᓚᑦᑎᖃᑦᑕᖅᑐᑦ ᑲᓇᖕᓇᕐᒥᓄᑦ ᐅᒥᐊᕐᔪᐊᒃᑯᑦ ᐅᓯᔭᐅᔪᓂᒃ ᑭᒡᒐᖅᑐᖅᓗᒋᑦ ᓄᓇᕗᑦ ᒐᕙᒪᒃᑯᖏᑦ. ᐱᓕᕆᕐᕕᐅᔪᖅ ᑖᓐᓇ, ᑐᓴᕋᓱᐊᓚᐅᖅᑎᓪᓗᒋᑦ ᐱᔾᓯᖅᑕᖏᓐᓂᑦ, ᓴᓇᖃᑦᑕᖅᑐᑦ, ᐊᑐᓕᖅᑎᑦᑎᓪᓗᑎᒃᓗ ᐊᒻᒪᓗ ᓇᐅᑦᑎᖅᓱᐃᓪᓗᑎᒃ ᑲᓐᑐᕋᒃᓯᓂᕐᒧᑦ ᐊᑐᐊᒐᐅᔪᓂᒃ ᐊᒻᒪᓗ ᒪᓕᒐᕆᔭᖏᓐᓂᒃ, ᐱᖃᓯᐅᑎᓪᓗᒍ ᓄᓇᕗᒥ ᓇᖕᒥᓂᓕᖕᓂᒃ ᐃᑲᔪᕈᑎᑦ ᐊᑐᐊᒐᖏᑎᒍᑦ, ᐊᒻᒪᓗ ᓴᓇᖃᑦᑕᖅᑐᑦ ᑲᓐᑐᕋᒃᓯᓂᕐᒧᑦ ᒪᓕᒐᐅᓂᐊᖅᑐᓂᒃ ᐱᖅᑯᓯᐅᓂᐊᖅᑐᓂᒡᓗ, ᐊᒻᒪ ᑲᓐᑐᕋᒃᓯᒪᓂᕐᒧᑦ ᐅᖃᐅᔾᔨᒋᐊᖅᑎᐅᓪᓗᑎᒃ (ᒐᕙᒪᓕᒪᑦ ᐃᓗᐊᓄᑦ).

OPERATIONS

The Operations Branch manages the Government of Nunavut's inventory of owned and leased facilities and the allocation of space. It conducts inspections and reviews of existing and planned facilities to ensure compliance with mechanical/electrical codes and standards. The Operations Branch also purchases goods and administers the Eastern Arctic Sealift on behalf of the Government of Nunavut. The Branch, in consultation with clients, develops, implements and monitors contracting policy and procedures, including the Nunavummi Nangminiqaqtunik Ikajuuti Policy, as well as develops contracting guidelines and procedures, and provides contracting advice (government-wide).

		ᑮᓇᐅᔭᑦ ᐊᑐᖅᑐᒃᓴᑦ **2003-2004 Main Estimates ($000)**	ᐊᖅᑭᒋᐊᕐᓯᒪᔪᑦ ᐊᕐᕌᓂᓂᑦ 2002-2003 Revised Estimates ($000)	ᑮᓇᐅᔭᑦ ᐊᕐᕌᓂᓂᑦ 2002-2003 Main Estimates ($000)
ᑭᓯᒫᒻᒪᖕᒐᑦ	**DESCRIPTION**			
ᐃᖅᑲᓇᐃᔭᖅᑎᓄᑦ ᐊᑭᓕᐅᓯᐊᑦ ᐃᑲᔫᓯᐊᓪᓗ	Compensation and Benefits	**5,131**	5,308	5,308
ᑐᓐᓂᖅᑯᑎᑦ ᐊᒻᒪ ᐃᑲᔫᓯᐊᑦ	Grants and Contributions	**-**	-	-
ᓂᐅᕈᖃᑦᑕᕈᑏᑦ ᐃᖏᕐᓴᔪᑏᓪᓗ	Travel and Transportation	**528**	537	537
ᐊᓪᓚᕐᕕᓕᕆᔾᔪᑏᑦ ᓱᓇᒃᑯᑏᓪᓗ	Materials and Supplies	**1,257**	1,683	1,683
ᓂᐅᕕᖃᑦᑕᐅᓪᓗᑎᒃ ᐱᔾᑦᓯᕈᑎᑦ	Purchased Services	**152**	153	153
ᑮᒻᒪᖅᑯᑎᓄᑦ	Utilities	**6,304**	6,304	6,304
ᑲᓐᑐᕋᑎᒍᑦ ᐱᔾᑦᓯᕈᑎᑦ	Contract Services	**18,149**	16,961	16,843
ᐊᑭᓕᕆᐊᓖᑦ ᐊᑭᓕᖅᓱᐃᔾᔪᑎᓪᓗ	Fees and Payments	**65**	72	72
ᐊᓯᖏᑦ ᐊᑭᓕᕆᐊᓖᑦ	Other Expenses	**44**	59	59
ᑲᑎᓪᓗᒋᑦ ᐊᐅᓚᑦᑎᔪᑏᑦ ᐋᖅᑭᐅᒪᐃᓐᓇᕈᑎᓪᓗ	**Total Operations & Maintenance**	**31,630**	**31,077**	**30,959**
ᑲᑎᓪᓗᒋᑦ ᐊᑭᑐᔪᑎᓄᑦ	**Total Capital**	**-**	**1,483**	**-**
ᑲᑎᓪᓗᒋᑦ ᐊᑭᓕᕆᐊᓖᑦ	**Total Expenditures**	**31,630**	**32,560**	**30,959**

ᖃᕆᑕᐅᔭᒃᑯᑦ ᑐᓴᐅᒪᔾᔪᑎᓄᑦ ᐱᔨᑦᓯᖅᑎᑦ

ᖃᕆᑕᐅᔭᑎᒍᑦ ᑐᓴᐅᒪᔾᔪᑎᓄᑦ ᐱᔨᑦᓯᖅᑎᑦ ᐱᓕᕆᕕᖓᑦ ᑐᑭᒧᐊᒃᑎᑦᓯᔨᐅᖃᑦᑕᖅᑐᑦ ᖃᕆᑕᐅᔭᒃᑯᑦ ᑐᓴᐅᒪᔾᔪᑎᐅᔪᑦ ᐱᔨᑦᓯᕈᑕᐅᓪᓗᑎᒃ ᐃᓗᓐᓇᖏᓐᓂ ᓄᓇᕗᑦ ᒐᕙᒪᒃᑯᖏᑕ ᐱᓕᕆᕕᖏᓐᓂ ᐊᑑᑎᖃᖅᑐᒃᑯᑦ ᓂᐅᕕᖃᑦᑕᕐᓂᒃᑯᑦ, ᓴᓇᓂᒃᑯᑦ, ᐊᐅᓚᑦᑎᓂᒃᑯᑦ ᐊᒻᒪ ᐋᖅᑭᐅᒪᐃᓐᓇᖅᑎᑦᓯᓂᒃᑯᑦ ᐊᑐᓂ ᐱᓕᕆᕕᐅᔪᑦ ᖃᕆᑕᐅᔭᒃᑯᑦ ᐱᑐᒃᓯᒪᕕᖏᓐᓂᒃ, ᐊᑐᖅᑕᖏᓐᓂᒃ, ᖃᕆᑕᐅᔭᒃᑯᓪᓗ ᑐᓴᒐᒃᓴᕐᑯᑎᖏᓐᓂ.

INFORMATICS SERVICES

The Informatics Services Branch provides coordinated information technology services across all of the Government of Nunavut's departments by developing, installing, managing, and safeguarding each department’s informatics networks, applications and data.

		ᑮᓇᐅᔭᑦ ᐊᑐᖅᑐᒃᓴᑦ **2003-2004 Main Estimates ($000)**	ᐊᖅᑭᒋᐊᕐᓯᒪᔪᑦ ᐊᕐᕌᓂᓂᑕᑦ 2002-2003 Revised Estimates ($000)	ᑮᓇᐅᔭᑦ ᐊᕐᕌᓂᓂᑕᑦ 2002-2003 Main Estimates ($000)
ᑭᓯᒍᒻᒪᖕᒐᑦ	**DESCRIPTION**			
ᐃᖃᓇᐃᔭᖅᑎᓄᑦ ᐊᑭᓕᐅᓯᐊᑦ ᐃᑲᔫᓯᐊᓪᓗ	Compensation and Benefits	**4,471**	3,850	4,050
ᑐᓐᓂᖅᑯᑎᑦ ᐊᒻᒪ ᐃᑲᔫᓯᐊᑦ	Grants and Contributions	**-**	-	-
ᓂᐅᕈᖃᑦᑕᕈᑏᑦ ᐃᖏᕐᓴᔪᑏᓪᓗ	Travel and Transportation	**372**	608	608
ᐊᓪᓚᕐᕕᓕᕆᔾᔪᑏᑦ ᓱᓇᒃᑯᑏᓪᓗ	Materials and Supplies	**114**	99	99
ᓂᐅᕕᖅᑕᐅᓪᓗᑎᒃ ᐱᔨᑦᓯᕈᑎᑦ	Purchased Services	**3,207**	3,208	3,208
ᐆᒻᒪᖅᑯᑎᓄᑦ	Utilities	**-**	-	-
ᑲᓐᑐᕐᑎᒍᑦ ᐱᔨᑦᓯᕈᑎᑦ	Contract Services	**2,078**	2,411	2,247
ᐊᑭᓕᕆᐊᓖᑦ ᐊᑭᓕᖅᓱᐃᔾᔪᑎᓪᓗ	Fees and Payments	**329**	254	254
ᐊᓯᖏᑦ ᐊᑭᓕᕆᐊᓖᑦ	Other Expenses	**4,614**	2,104	2,104
ᑲᑎᓪᓗᒋᑦ ᐊᐅᓚᑦᑎᔪᑏᑦ ᐋᖅᑭᐅᒪᐃᓐᓇᕈᑎᓪᓗ	**Total Operations & Maintenance**	**15,185**	**12,534**	**12,570**
ᑲᑎᓪᓗᒋᑦ ᐊᑭᑐᔪᑎᓄᑦ	**Total Capital**	**-**	**-**	**-**
ᑲᑎᓪᓗᒋᑦ ᐊᑭᓕᕆᐊᓖᑦ	**Total Expenditures**	**15,185**	**12,534**	**12,570**

ᐱᓕᕆᕐᕕᑦ ᓄᓇᓕᓐᓄᑦ ᓯᐊᒻᒪᒃᑎᖅᑕᐅᓂᖏᑦ

ᓴᓇᔪᓕᕆᔨᒃᑯᑦ ᐱᓕᕆᕕᖓᑦ, ᑐᓴᕋᓱᐊᓚᐅᖅᑎᓪᓗᒋᑦ ᓯᐊᒻᒪᒃᑎᕆᓂᕐᒧᑦ ᐱᓕᕆᕕᖓᓐᓂᑦ ᐊᒻᒪᓗ ᐃᖅᑲᓇᐃᔭᖅᑐᓕᕆᔨᒃᑯᑦ ᐱᓕᕆᕕᖓᓐᓂᑦ, ᑲᒪᒋᔭᖅᑲᔾᑦ ᐃᒡᓗᕐᔪᐊᖅᑖᕆᔭᕆᐅᔭᕆᐊᖅᑐᓂᒃ ᐃᑲᔪᖅᑐᐃᔾᔪᑕᐅᓂᐊᖅᑐᓂᒃ ᓄᓇᕗᑦ ᒐᕙᒪᒃᑯᖏᑕ ᓯᐊᒻᒪᒃᑎᕆᓂᖏᑕ ᐱᓕᕆᐊᖏᓐᓄᑦ. ᑖᒃᑯᐊ ᐱᖃᓯᐅᔾᔨᓪᓗᑎᒃ ᑕᒪᒃᑯᐊ ᐱᔭᐅᔭᕆᐊᖅᑐᑦ ᑎᑎᕋᕐᕕᐅᔪᑦ ᐊᒻᒪᓗ ᓱᓇᒃᑯᑎᖏᑦ, ᐊᒻᒪᓗ ᑐᓴᒐᒃᓴᓕᕆᔾᔪᑎᒃᓴᓂᒃ ᖃᕆᑕᐅᔭᓄᑦ ᐊᐅᓚᓂᖏᓐᓄᑦ ᐊᖑᒻᒪᑎᑦᑎᐊᕐᑯᓪᓗᒋᑦ. ᐃᓚᒋᓪᓗᒍ ᓴᓇᔪᓕᕆᔨᒃᑯᑦ ᑐᑭᒧᐊᒃᑎᑦᑎᕗᑦ ᓄᒃᑎᖅᑕᐅᖃᑦᑕᕐᓂᖏᓐᓂᒃ ᐱᓕᕆᕕᐅᔪᑦ ᓯᐊᒻᒪᒃᑎᕆᕕᐅᓯᒪᔪᓄᑦ ᓄᓇᓕᐅᔪᓄᑦ, ᐱᖃᓯᐅᑎᓪᓗᒍ ᓄᒃᑎᖅᑕᐅᓂᖏᑦ ᐊᒻᒪᓗ ᐊᐅᓪᓚᖅᑎᑕᐅᓂᖏᑦ ᐊᓪᓚᕕᖕᒥ ᐱᕐᑯᑎᒋᔭᖏᑦ ᐊᒻᒪᓗ ᓱᓇᒃᑯᑎᖏᑦ.

ᑭᓇᐅᔭᐃᑦ ᓴᓂᕐᑯᖅᑕᐅᔪᑦ ᑑᒧᖓ ᐱᒋᐊᕈᑎᐅᓂᐊᖅᑐᒧᑦ ᐊᖏᖅᑕᐅᓚᐅᖅᑐᑦ 2002 ᐊᕐᕌᒍᖓᓄᑦ ᐃᓱᐊᓄᑐᐃᓐᓇᖅ.

DECENTRALIZATION

The Department of Public Works and Services, in consultation with the Decentralization Secretariat and the Department of Human Resources, is responsible for the infrastructure required to support the Government of Nunavut's decentralization initiative. This involves ensuring that requirements for office and furnishings, as well as information technology systems, are met. In addition, Public Works and Services are coordinating the relocation of departments to decentralized communities, including the move and shipment of office furnishings and equipment.

Funding allocated to this initiative was approved to the end of the 2002-03 fiscal year only.

ᑭᓇᐅᔭᑦ ᐊᑐᖅᑐᒃᓴᑦ **2003-2004 Main Estimates ($000)**	ᐊᖅᑭᒋᐊᕐᓯᒪᔪᑦ ᐊᕐᕌᓂᓂᑕᑦ 2002-2003 Revised Estimates ($000)	ᑭᓇᐅᔭᑦ ᐊᕐᕌᓂᓂᑕᑦ 2002-2003 Main Estimates ($000)	ᑭᓯᒍᒻᒪᖓᑦ	**DESCRIPTION**
-	-	-	ᐃᖅᑲᓇᐃᔭᖅᑎᓄᑦ ᐊᑭᓕᐅᓯᐊᑦ ᐃᑲᔫᓯᐊᓪᓗ	Compensation and Benefits
-	-	-	ᑐᓐᓂᖅᑯᑎᑦ ᐊᒻᒪ ᐃᑲᔫᓯᐊᑦ	Grants and Contributions
-	60	60	ᓂᐅᕈᖃᑦᑕᕈᑏᑦ ᐃᖏᕐᔪᑏᓪᓗ	Travel and Transportation
-	-	-	ᐊᓪᓚᕐᕕᓕᕆᔾᔪᑏᑦ ᓱᓇᒃᑯᑏᓪᓗ	Materials and Supplies
-	97	97	ᓂᐅᕕᖅᑕᐅᓪᓗᑎᒃ ᐱᔨᑦᓯᕈᑎᑦ	Purchased Services
-	-	-	ᑑᒻᒪᖅᑯᑎᓄᑦ	Utilities
-	1,035	1,035	ᑲᓐᑐᕐᑎᒍᑦ ᐱᔨᑦᓯᕈᑎᑦ	Contract Services
-	-	-	ᐊᑭᓕᕆᐊᓖᑦ ᐊᑭᓕᖅᓱᐃᔾᔪᑎᓪᓗ	Fees and Payments
-	8	8	ᐊᓯᖏᑦ ᐊᑭᓕᕆᐊᓖᑦ	Other Expenses
-	**1,200**	**1,200**	ᑲᑎᓪᓗᒋᑦ ᐊᐅᓚᑦᑎᔪᑏᑦ ᐋᖅᑭᐅᒪᐃᓐᓇᕈᑎᓪᓗ	**Total Operations & Maintenance**
-	**-**	**-**	ᑲᑎᓪᓗᒋᑦ ᐊᑭᑐᔪᑎᓄᑦ	**Total Capital**
-	**1,200**	**1,200**	ᑲᑎᓪᓗᒋᑦ ᐊᑭᓕᕆᐊᓖᑦ	**Total Expenditures**

ᐅᖅᓱᐊᓗᓕᕆᔨᑦ ᐱᓕᕆᕝᕕᖓᑦ

ᑕᒃᑯᐊᑦᑕᐅᖅ ᑲᒪᔨᐅᖕᒥᔪᑦ ᓂᐅᕕᖅᑎᐅᓪᓗᑎᒃ, ᐅᓯᒃᑕᖅᑎᐅᓪᓗᑎᒃ, ᓯᕐᓗᐊᖅᑎᑦᑎᔨᐅᓪᓗᑎᒃ ᑐᓂᐅᖅᑲᐃᔨᐅᓪᓗᑎᒃ ᐅᕐᓱᐊᓗᖕᓂᒃ ᓄᓇᓕᖕᒥᐅᓄᑦ ᓄᓇᕗᒥ ᐅᕐᓱᐅᓗᓕᕆᔨᖅᖏᑦᑐᓂᒃ ᓇᖕᒥᓂᖅ ᐱᓇᓱᐊᒐᓕᖕᓂᒃ. ᐅᕐᓱᐅᓗᖅᑎᑦᑎᔨᑦ ᓯᕐᓗᐊᖅᑲᐅᕐᒥᔪᑦ ᖃᑦᑕᐅᔭᕐᔪᐊᓂᒃ ᑐᓂᔭᐅᖅᖅᑕᓂᐊᕐᒪᑕ ᓈᒻᒪᓈᖅᓯᒪᐅᕐᓗᑎᒃ, ᑲᔪᓯᑦᑎᐊᖏᓐᓇᕐᓗᑎᒃ ᐊᒻᒪᓗ ᐊᕙᑎᑦᑎᓐᓄᑦ ᑲᒪᔪᑕᐅᑦᑎᐊᕈᓐᓇᕐᑯᓪᓗᒋᑦ.

PETROLEUM PRODUCTS BRANCH

This Branch acquires, transports, stores and distributes petroleum products to those communities in Nunavut that are not serviced by the private sector. The Branch ensures that petroleum products are stored and distributed in an effective, efficient and environmentally responsible manner.

		ᑭᓇᐅᔭᑦ ᐊᑐᖅᑐᒃᓴᑦ **2003-2004 Main Estimates ($000)**	ᐊᖅᑭᒋᐊᕐᓯᒪᔪᑦ ᐊᕐᕌᓂᓂᑕᑦ 2002-2003 Revised Estimates ($000)	ᑭᓇᐅᔭᑦ ᐊᕐᕌᓂᓂᑕᑦ 2002-2003 Main Estimates ($000)
ᑭᓯᒧᒻᒪᖕᖓᑦ	**DESCRIPTION**			
ᐃᖅᑲᓇᐃᔭᖅᑎᓄᑦ ᐊᑭᓕᐅᓯᐊᑦ ᐃᑲᔫᓯᐊᓪᓗ	Compensation and Benefits	-	-	-
ᑐᓐᓂᖅᑯᑎᑦ ᐊᒻᒪ ᐃᑲᔫᓯᐊᑦ	Grants and Contributions	-	-	-
ᓂᐅᕈᖅᑕᕈᑏᑦ ᐃᖏᕐᔪᑏᓪᓗ	Travel and Transportation	-	-	-
ᐊᓪᓚᕝᕕᓕᕆᔾᔪᑏᑦ ᓱᓇᒃᑯᑏᓪᓗ	Materials and Supplies	-	-	-
ᓂᐅᕕᖅᑕᐅᓪᓗᑎᒃ ᐱᔨᑦᓯᕈᑎᑦ	Purchased Services	-	-	-
ᐆᒻᒪᖅᑯᑎᓄᑦ	Utilities	-	-	-
ᑲᓐᑐᕐᑎᒍᑦ ᐱᔨᑦᓯᕈᑎᑦ	Contract Services	-	-	-
ᐊᑭᓕᕆᐊᓖᑦ ᐊᑭᓕᖅᓱᐃᔾᔪᑎᓪᓗ	Fees and Payments	-	-	-
ᐊᓯᖏᑦ ᐊᑭᓕᕆᐊᓖᑦ	Other Expenses	-	-	-
ᑲᑎᓪᓗᒋᑦ ᐊᐅᓚᑦᑎᔪᑏᑦ ᐋᖅᑭᐅᒪᐃᓐᓇᕈᑎᓪᓗ	**Total Operations & Maintenance**	-	-	-
ᑲᑎᓪᓗᒋᑦ ᐊᑭᑐᔫᑎᓄᑦ	**Total Capital**	**9,680**	**8,077**	**5,740**
ᑲᑎᓪᓗᒋᑦ ᐊᑭᓕᕆᐊᓖᑦ	**Total Expenditures**	**9,680**	**8,077**	**5,740**

ᐅᖅᓱᐊᓗᓕᕆᔨᑦ ᐱᓕᕆᕝᕕᖓᑦ ᑲᐃᕝᕕᓐᓇᖅᑐᑦ ᑮᓇᐅᔭᑦ

ᑭᓇᐅᔭᖅᑯᐅᔪᖅ ᐊᑭᑐᔫᑎᓄᑦ ᑐᕌᖓᕝᕕᒃᑐᖅ ᑮᓇᐅᔭᖅᑎᑕᐅᕐᑯᓪᓗᒋᑦ. ᐱᕐᑯᑏᑦ ᓈᓴᕐᑕᐅᕝᕕᖕᓂᖏᓐᓄᑦ, ᑮᓇᐅᔭᕐᑖᖑᒋᐊᓖᑦ ᐊᒻᒪ ᐊᐅᓚᔾᔪᑏᑦ ᐊᑭᓕᕐᑕᐅᒋᐊᖅᑯᓂᖏᓐᓄᑦ. ᐊᐅᓚᔾᔪᑏᑦ ᐊᑭᓕᕐᑕᐅᒋᐊᓖᑦ ᐅᑎᖅᐸᒃᑐᑦ ᐊᑭᑦᓴᓕᐊᖑᕝᕕᒃᑐᑦ ᐋᖅᑭᑦᑕᐅᕝᕕᖕᓂᖏᓐᓄᑦ ᐊᐅᓚᓂᖓ ᓇᓕᒧᐃᓐᓇᕐᑯᓪᓗᒍ.

PETROLEUM PRODUCTS REVOLVING FUND

The fund provides working capital to finance inventory, accounts receivable and operating expenses. Operating expenses are recovered through the price structure to achieve a break-even operation.

		ᑮᓇᐅᔭᑦ ᐊᑐᖅᑐᒃᓴᑦ **2003-2004 Main Estimates ($000)**	ᐊᖅᑭᒋᐊᕐᓯᒪᔪᑦ ᐊᕐᕌᓂᓂᑦ 2002-2003 Revised Estimates ($000)	ᑮᓇᐅᔭᑦ ᐊᕐᕌᓂᓂᑦ 2002-2003 Main Estimates ($000)
ᐊᖏᕐᑕᐅᓯᒪᔪᑦ ᑭᒡᓕᖏᑦ	**Authorized Limit**	**75,000**	75,000	60,000
ᐊᐅᓚᑕᐅᔪᓂᑦ ᓴᖅᑭᑦᑐᑦ	**Operating Results**			
ᑭᓇᐅᔾᔭᒃᓴᑦ	**Income**			
ᓂᐅᕕᐊᒃᓴᓂᒃ ᑮᓇᐅᔾᔭᒃᓴᑦ (ᑖᒃᑰᖅᑕᐅᓚᐅᖅᑎᓪᓗᒋᑦ)	Sales Income (after taxes)	**84,208**	83,824	76,970
ᑲᑎᓪᓗᒋᑦ ᑭᓇᐅᔾᔭᒃᓴᑦ	**Total Income**	**84,208**	**83,824**	**76,970**
ᐊᑭᓕᕆᐊᖅᑐᑦ	**Expenditures**			
ᐃᖅᑲᓇᐃᔭᖅᑎᓄᑦ ᑮᓇᐅᔾᔭᒃᓴᑦ	Salaries	**2,374**	2,268	2,268
ᐊᓯᖏᑦ ᐊᐅᓚᑦᑎᔾᔪᑎᑦ ᐊᒻᒪ ᐋᖅᑭᐅᒪᐃᓐᓇᕈᑎᑦ	Other Operations and Maintenance	**11,519**	11,406	10,550
ᐊᑭᖏ ᐱᕐᑯᑎᑦ ᓂᐊᕕᐊᒃᓴᕆᔭᑦ	Cost of Goods Sold	**71,133**	70,647	61,862
ᐃᑲᔪᑎᒃᓴᖅ ᐃᖅᓗᒃᑑᑦᑎᐊᕐᒧᑦ	Subsidy Cambridge Bay	**1,184**	1,050	1,071
ᑲᑎᓪᓗᒋᑦ ᐊᑭᓕᕆᐊᖑᑦ	**Total Expenditures**	**86,210**	**85,371**	**75,751**
ᐊᒥᐊᒃᑯᑦ (ᐊᑭᓕᒃᓴᑦ)	**Surplus (Deficit)**	**(2,002)**	**(1,547)**	**1,219**

ᒐᕙᒪᒃᑯᑦ ᓱᕐᓗᐊᖏᑦ ᑲᐃᕙᐃᓐᓇᖅᑐᑦ ᑮᓇᐅᔭᕐᑯᑎᖃᕐᕕᖓ

ᒐᕙᒪᒃᑯᑦ ᓱᕐᓗᐊᖏᑦ ᑲᐃᕙᐃᓐᓇᖅᑐᑦ ᑮᓇᐅᔭᕐᑯᑎᖃᕐᕕᖓ ᐋᖅᑭᑦᑕᐅᓂᑰᔪᑦ ᐊᑭᑐᔫᑎᑎᒍᑦ ᑮᓇᐅᔭᖃᕐᑎᑕᐅᕐᑯᓪᓗᒋᑦ ᐊᑕᐅᑦᓯᒥᑦ ᓱᕐᓗᐊᖃᖅᑎᑕᐅᕐᑯᓪᓗᒋᑦ ᐊᔾᔨᒌᓕᖅᑎᑕᐅᓯᒪᔪᑎᒍᑦ ᐊᑐᕐᓗᑎᒃ ᐱᕐᑯᑎᓂᒃ ᓈᓴᕐᓯᒪᔪᕐᑯᑎᖃᕐᓂᐊᕐᒪᑕ.

PUBLIC STORES REVOLVING FUND

Public Stores Revolving Fund was established to provide working capital to finance central warehousing of standard supply inventories.

		ᑮᓇᐅᔭᑦ ᐊᑐᖅᑐᒃᓴᑦ **2003-2004 Main Estimates ($000)**	ᐊᖅᑭᒋᐊᕐᓯᒪᔪᑦ ᐊᕐᕌᓂᓂᑕᑦ 2002-2003 Revised Estimates **($000)**	ᑮᓇᐅᔭᑦ ᐊᕐᕌᓂᓂᑕᑦ 2002-2003 Main Estimates **($000)**
ᐊᐅᓚᔾᔪᑏᑦ ᑭᒡᓕᖏᑦ	**Operating Limit**			
ᐃᖃᓗᐃᑦ	Iqaluit	**400**	400	400
ᐊᐅᓚᑦᑎᓂᕐᒥᑦ ᓴᖅᑭᑦᑐᑦ	**Operating Results**			
ᑖᒃᓯᔭᖅᑕᐅᓯᒪᓕᖅᑎᓪᓗᒋᑦ ᓂᐅᕕᖅᑕᑦ	**Net Purchases**			
ᐃᖃᓗᐃᑦ	Iqaluit	**400**	400	400
ᑮᓇᐅᔭᕐᑖᑦ ᐊᑭᓕᕆᐊᓖᑦ ᐊᑭᓕᓚᐅᕐᑎᓪᓗᒋᑦ	**Net Issues**			
ᐃᖃᓗᐃᑦ	Iqaluit	**400**	400	400

ᓇᓗᓇᐃᖅᑕᐅᓂᖏᑦ ᐃᖅᑲᓇᐃᔭᖅᑕᐅᓚᐅᖅᑐᑦ ᐊᓯᒥᓐᓂᒃ ᑭᒡᒐᕐᑐᐃᓪᓗᑎᒃ
DETAIL OF WORK PERFORMED ON BEHALF OF THIRD PARTIES

	ᑮᓇᐅᔭᑦ ᐊᑐᖅᑐᒃᓴᑦ **2003-2004 Main Estimates ($000)**	ᐊᖅᑭᒋᐊᕐᓯᒪᔪᑦ ᐊᕐᕌᓂᓂᑕᑦ 2002-2003 Revised Estimates ($000)	ᑮᓇᐅᔭᑦ ᐊᕐᕌᓂᓂᑕᑦ 2002-2003 Main Estimates ($000)
ᓄᓇᕗᑦ ᓯᓚᒃᑐᓴᕐᕕᖓᑦ ᐊᑐᖅᑕᐅᓪᓗᓂ ᑐᑭᓯᐅᒪᖅᑎᒌᓂᒃᑯᑦ ᐊᖏᖅᑎᒌᒍᑎᖏᑎᒍᑦ ᓄᓇᕗᑦ ᓯᓚᒃᑐᓴᕐᕕᖓᑦᑕ, ᐱᕐᑯᑎᓕᕆᔨᒃᑯᑦ ᐱᓕᕆᕐᕕᖓᑦ ᓴᓇᖅᑦᑕᖅᑐᑦ ᐋᖅᑭᒋᐊᖅᑐᓕᒫᓂᒃ ᓯᓚᒃᑐᓴᕐᕕᐅᑦ ᐃᒡᓗᕐᑯᑎᖏᓐᓂᒃ. ᐊᑭᓕᐅᑎᐅᕙᒃᑐᑦ ᐱᓕᕆᕐᕕᑎᓐᓄᑦ ᑭᒡᒐᖅᑐᕐᓗᒋᑦ ᓯᓚᒃᑐᓴᕐᕕᖕᒥᐅᑦ ᐅᑎᖅᑎᑕᐅᕙᒃᑐᑦ ᐊᑭᓖᑎᖓᓕᕐᓗᒋᑦ ᐋᖅᑭᑦᑕᐅᓯᒪᔪᑦ ᐅᓄᕐᓂᖏᑦ ᒪᓕᒃᓗᒋᑦ.

Nunavut Arctic College
Through a memorandum of agreement with Nunavut Arctic College, the Department of Public Works and Services provides maintenance services on all college program facilities. Costs incurred by the department on behalf of the college are recovered through the charge-back arrangement. | **900** | 900 | 900 |
| ᑲᑎᖕᓗᒋᑦ ᐱᓕᕆᕕᐅᔪᓄᑦ **Total Department** | **900** | **900** | **900** |

ᐊᒡᒍᖅᑐᕐᓯᒪᓂᖏᑦ ᐊᐅᓚᔾᔪᑎᓄᑦ ᐋᖅᑭᐅᒪᐃᓐᓇᕈᑎᓄᓪᓗ ᐊᑐᖅᑐᒃᓴᑦ
DISTRIBUTION OF OPERATIONS AND MAINTENANCE BUDGET

	ᐊᖑᔪᖅᑲᑦᕕᒃ **Headquarters** **($000)**	ᕿᑭᕐᑖᓗᒃ **Qikiqtaaluk** **($000)**	ᑭᕙᓪᓕᖅ **Kivalliq** **($000)**	ᕿᑎᕐᒥᐅᑦ **Kitikmeot** **($000)**	ᑲᑎᓪᓗᒋᑦ **Total** **($000)**
ᐃᖅᑲᓇᐃᔭᖅᑎᓄᑦ ᐊᑭᓕᐅᓯᐊᑦ ᐃᑲᔫᓯᐊᓪᓗ Compensation and Benefits	8,748	2,884	3,339	2,492	**17,463**
ᑐᓐᓂᖅᑯᑎᑦ ᐊᒻᒪ ᐃᑲᔫᓯᐊᑦ Grants and Contributions	-	-	-	-	**-**
ᓂᐅᕈᖃᑦᑕᕈᑏᑦ ᐃᖏᕋᔪᑏᓪᓗ Travel and Transportation	853	140	215	277	**1,485**
ᐊᓪᓚᕝᕕᓕᕆᔾᔪᑏᑦ ᓱᓇᒃᑯᑖᓪᓗ Materials and Supplies	416	180	777	192	**1,565**
ᓂᐅᕕᖅᑕᐅᓪᓗᑎᒃ ᐱᔭᕐᓯᕈᑎᑦ Purchased Services	6,959	38	47	45	**7,089**
ᐅᒻᒪᖅᑯᑎᓄᑦ Utilities	-	2,802	2,000	1,502	**6,304**
ᑲᖕᑐᕐᑎᒍᑦ ᐱᔭᕐᓯᕈᑎᑦ Contract Services	17,315	735	1,600	1,486	**21,136**
ᐊᑭᓕᕆᐊᓖᑦ ᐊᑭᓕᖅᓱᐃᔭᔪᓯᓪᓗ Fees and Payments	280	24	62	113	**479**
ᐊᓯᖏᑦ ᐊᑭᓕᕆᐊᓖᑦ Other Expenses	5,250	20	51	97	**5,418**
ᑲᑎᓪᓗᒋᑦ ᐊᐅᓚᑦᑎᔪᑏᑦ ᐋᕿᐅᒪᑎᑦᑎᔪᑏᓪᓗ **Total Operations & Maintenance**	**39,821**	**6,823**	**8,091**	**6,204**	**60,939**