



ᐃᑦᑎᓄ/5 ᑭᑭᑭᑭᑭᑭ
MAIN ESTIMATES
2001-2002

xe4h6bsJ5:
Z?mt4f8i
ᐃᑦᑎᓄ/ᑕᑕᑕᑕᑕᑕ ᑭᑭᑭᑭᑭᑭᑭᑭ

b9omz i 4 vtmi c6t9l Q5
yK9o3X5 moZos6ᑭᑭᑭᑭ
=KxE @))!
wcl w5, kNK5

Prepared by:
The Department of
Finance and Administration

5th Session of the
1st Legislative Assembly
February 2001
Iqaluit, Nunavut

UNA MAKPIGAK PENAGEALIK OKAKHIMAYUNIK INOENAKTUN.
CE DOCUMENT EST AUSSI DISPONIBLE EN FRANÇAIS.

e8z s7u WoExai f5 wl xi scsystmJ5 wMw8Nq5

"...wkctQ5tx3i 6 kNt8i , W/3i 3i n4f5 vg0pctQ5tx3i 4f9l , N7ui 6 mrbA8N3i 6, x7ml wo2X9oxq8N3i 6..."

"@)@)_ao6X5..."

- kNK5 d=x0/c3l i xJ6nD8i 6X9oxi 3u5 bmgmi nw8N6 xro4nc6bwol t4;
- x6r4ymi q5 x7ml WoExq5 Z?m4f5 Wp5y6X[I t4 kNKus5 WQxoq8i 4, xg5yxChx3l Q5 ħNs/4nsbsA8N6g5;
- kNKus5 N1ui c3l t4 x7ml xsM5yl t4 ħaJi 4 x0pQ8q5gi 4 rNs/osDbsJ8N6gi 4 cz gw8N6 kNKus5 WD6X9oxTAm/ui 4 wMscbsJ8N6l t4 rNs/osDtQ/sJi ..."

"g8z =0i x6bK5 grj xAtQl Q5 mfx:

- WoEi x3l b xgD8N6bK5 xg3l Q5;
- wMosti x6bK5 wo6fygc4f5 WoExa?4g5 x7ml s4WE/sJ5 kbk5 X3Nst5t8k5 wMsi c5yxd9l Q5 W?9oxTbsi q8k5 kNusbK5 rNs/oxDbsZhx6t9l Q5."

"kNKusa9l b ei c5bC5b wvJ6bs0Jt4n5t8i 4 x7ml wvJ3l b vNbu4 kNb6ymi 4f5, W?9oxT5yx3l Q5 kNusbdtK5 x7ml wkdt5b x7ml wo6fy5b."

"x3Cai b9omsi x4gi ...ckwoxDt4nq5 yK9os0pymi x6g5 mfx għChx3l Q5..."

- vJyt9l Q5 xqctQZhx3i sJ5 x7ml WoExEI Q5 xqctQAbsi x6g5 WctQl Q5 Z?mgc4f5 b4fx kNK5 WJ8Nd9l A N7m4gi 4 rNs/osDbst9l A kNusbK5 x7ml wm3usbK5 x7ml xsMI Q5 Nj 8z si x3i q5 x7ml rNs/osDbsJ5..."

EXCERPTS FROM THE BATHURST MANDATE

“...Healthy Communities, Simplicity and Unity, Self-Reliance and Continuing Learning...”

“In 2020 ...

- Nunavut enjoys growing prosperity while remaining debt-free;
- The structures and activities of government serve Nunavut’s needs, with the most effective use of resources;
- Nunavummiut own and manage a strong mixed economy where residents have productive choices for economic participation...”

“Principles that will guide us are:

- We will work within our means;
- We will incorporate traditional activities and values into new strategies to participate actively in the development of our economic resources.”

“ As Nunavummiut we look to support ourselves and contribute to Canada through the potential of our land, the resources and the contributions of our peoples and our cultures.”

“Over the next five years... will give priority to completing these objectives...”

- Commence negotiations and work towards agreements with the Government of Canada to assure Nunavut of a fair share of the resources of its lands and waters and to govern allocations and royalty regimes...”

Ni yJyt5 wl oq8i 4

Nw[ox3l Q5 gnZ4nw5

Nl Nw/syt5	iv
x[A3ymi qb bf4ns0Jtq5	viii
X3Caom3j 5 rNs/3ba?4g5 Ni 8i E/q5	ix
Nw[ot6ymJ5 rNs/oxai x3g5	xi
Nw[ot6ymJ5 xSM0Jtk5 x6rsmJtk9l xrpJt4n5	xiii
Nw[ot6ymJ5 xrgJtk5 xrpJt4n5	xiv
Nw[ot6ymJ5 vt9l Q5 xro6bsi x6gom5	xv
x=4g6ymi q5 rNs/5 xg6g4n5 - xSM0Jtk5 x6rsmJtk9l xrpJt4n5	xvi
x=4g6ymi q5 rNs/5 xg6g4n5 - xrgJtk5 xrpJt4n5	xvii
x=4g6ymi q5 rNs/5 xg6g4n5 - vt9l Q5 xroExc6gojt5	xviii

NMs5p6bsAtq5 xroExc3i x6g5 xgi WoE=i

mozos3=4	1-1
xz J3avst5 x7ml Z?msct04goEp5	2-1
rNs/oEp4f5 xSM5tp9l	3-1
w6vNw/6toEp5	4-1
w6v3gw=oEp5	5-1
nNpoEp4f5 WZMoEp4f9l	6-1
kNp5 Z?mtq5 wqCJtoEp9l	7-1
w6fyoEp5, scsyoEp5, w8NgcoEp5, x7ml m4f4goEp5	8-1
wo8i x6goEp5	9-1
x8i xc3Nq5goEp5 wkoEp9l	10-1
wfW[=oEp4f5	11-1
kNKu w[l oEp3Jx4f5 fxSEnz 5	12-1

swAq5

b)?i scsy5 xg6bsJ5 grq5	A-1
rNs/5 xg6g4n5 W?9oxi E?4bc5 kNK5 Z?mz i	B-1

TABLE OF CONTENTS

SUMMARY OF INFORMATION

Introduction	iv
Graphs	viii
Summary of Fiscal Position	ix
Summary of Revenues	xi
Summary of Operations and Maintenance Expenditures	xiii
Summary of Capital Expenditures	xiv
Summary of Total Expenditures	xv
Distribution of Budget – Operations and Maintenance Expenditures	xvi
Distribution of Budget – Capital Expenditures	xvii
Distribution of Budget – Total Expenditures	xviii

ESTIMATES OF EXPENDITURES BY DEPARTMENT

Legislative Assembly	1-1
Executive and Intergovernmental Affairs	2-1
Finance and Administration	3-1
Human Resources	4-1
Justice	5-1
Public Works and Services	6-1
Community Government and Transportation	7-1
Culture, Language, Elders and Youth	8-1
Education	9-1
Health and Social Services	10-1
Sustainable Development	11-1
Nunavut Housing Corporation	12-1

APPENDICES

Glossary	A-1
Budget Development Process of the Government of Nunavut	B-1



NI Nw/sj5:

2001 – @))@_u rNs/5 xg6g4nk5

b4fx rNs/5 xg6g4n5 gi /sc5b6g5 moZos3=1j5 r[Z6gwJ5 kNK5 Z?mz b x[A6bsdym/q8i 4 rNs/i 4 @))!_@))@ srsEi x6bz i . rNs/5 xg6g4n5 bf4nD6t5t1mb Z?m4f5 yK9ostJm/q8i 4 mo4Lt4 e8z s7u WoExai fJi 4 x7ml kNKus5 W4fu0J/q8i 4 si 4yos6bsymJi 4 yKi z i rNs/oEJt4nw5 sc9MvbAbst9l Q5 cspnDbsJ=i 3i 4. rNs/5 xg6g4n5 NI Nw/wJbs1uJ5 bmw8i 4 xroExc3i x6gi 4 x7ml rNs/4n3i xChQ/q8i 4, bmgmi srsai x6gu 12-i b6ri wSl !, @))!_u5 jhp #!, @))@_j 5.

b8N si 4v6, wMym9l i ui {bs2 rNs/oEJt4nk5 rsyJtz i 4, xrgJtk9l xg6g4ni 4, x7ml xgi Z?mt4f5 WoE=k5 X3NwJtQym/qb si 4yq8i 4, xbs5t4f5 n6rt5tJbsK5 @))!_@))@_u kNK5 Z?mz b rNs/oEJt4nq8i 4.

moZos6t4f5 g4yC3=sJ5 xgw8Nso6t5td/s9l t4 rNs/i 4 Z?mt4f5 WoE=q8k5 xg6bsi x6gi 4 xsM5tJtk5 xrgJtk9l xg6g4ni 4 bmgmi rNs/oEJj5 srszi who=ctgu jhp #!, @))@. NMs5b6bsymJ5 xro6bs0xc3i xChQ/sJ5 NI Nw6yJbs1mb vt9l Q5 xgExc3i x6bq8i 4 xgi Z?mt4f5 WoE=q8i , x7ml bwm wMost1u/K5 xgi ckw5gi 4 WoExc3i ha1mz b NI NwJi 4 xgi w6vNw/3=dtq8i . g8z =0/sJi 4 NI Nw/w1uJ5 xgi Z?mt4f5 WoE=q8i wMst9l Q5 rNs/5 xgExoq5 gry/sP9o3i x3mb kNo1usk5 ckw5gk5 xgc5b3mz b Z?mt4f5 rNs/q5 x7ml bwmz k5 vm0Qxoq5 xgi WoEj5 xsM5tpqb. x7ml 5bs6 gnEx9M4v8i D8N6by xgi WoEj5 X3NstQym/q8i WoEx4nq5 NI Nw/6bsym1uJ5.

b8N si 4y6 moZos6t4f8k5 gn6t5tJtsJ6 xsMbsJtq8k5 kesmt5tJtk9l xroExp5 whm09l Q5 NI Nw4fbc6Li w6vNw/6j5 xrosyxq5 gi /sc5b6gi wvJbsc5b6gi l , x7ml bmw8i ojn6 xroExo1i 4 wMost/sym9l i . vt9l Q5 xrgJtk5 xg6g4n5 n6rtbsJ5, NI Nw/w9l t4 rhi q8i 4 xrgJj5 W/si x6g5 w7u4fz Ji 4 si 4yi . x7ml 5bs6, b8N si 4y6 NI Nw/w1uJ5 vt9l Q5 xgi Z?mt4fz j5 xgExc3i x6bq8i 4 vth09l Z?mt4fojn5 rNs/oEJt4nq5 srs3u who=c6gu jhp #!, @))@_j 5. rNs/4n6bsi x6g9o Nw[oQx6ym9l t4 si 4y6ymJ5 NI Nw/6ym9l t4 b4fx rNs/4n3=si 6Xai x6g5.

NI Nw3ymJ5 gryQxDt5 x4gxi c3g5 rNs/5 xg6g4n5 wvJ3gtos3bsymK5 mo4t04Lt4 bm4fkz xgi WoEj=sJK5, xgZ4noxEymJ5:

- rNs/oEJj5 x6ft0?4bq5 \$4gCstos6bsyJ5 Gck6 WoE=5 rNs/oEJtq5 x6r4h6ymi q8i 4 si 4y5H
- WoEj5 ckwoz i q8i 4 si 4y5
- WoEj5 NwN6ymJ5 si 4yq5 G\$4gCstc6Lt4 xgi gi /sc5b6g5 xroExoq8k5 xrPjT4n5 xqJtk5 WoE=k5H
- bmwb WoEj5 NwN3ymJ5 GrNs/k5 xyPjbsi x6g6 W/s0xc3mb NI Nw/6bsymJk5 vmJbsi x6Lt4 moZc6Lt4 bmw8k5 xg6bsc5b6gi 4 xsMbsJi 4.H
- gi stx5 x7ml wvJyx5
- WoExE/sJ5 xyui 4 r[Z3g6Lt4
- gnZ4nw5
- x=4g3ymi q5 rNs/5 xg6g4n5 Gxgi kNK2 x=4g6ymi q8i H

řNs/oEJtk5 gnsmt5tJř5 řNs/k5 xg6g4nk5 bf4ns1uJ5 w[l xAž 6 rai q8i srsi
 xg6bsJ=] 5 xgi WoE=i , Z?mt4řz Ji @)))_@))!_u řNs/5 xg6bsJ=] 5 x7ml @)))_@))!_u
 řeQxDt=i q5. @)))_@))!_u řeQx6ymJ5 xg6g4n5 wl oc6g5 @)))_@))!_u xg6g4n=i ži 4 x7ml
 xq6bsymJ=] 5 @)))_@))!_u wMQxDtsJJ5 řNs/k5 xgx6LA řNs/k5 wMQxDř5 moř !.

vJyř8ND8NDmj 5 ho/Exc3X1i q5 řNs/oEJř5 si řvq5 h?9oxi q5 řNs/5, x3CAMs3gj 5
 @)))_@))! řNs/5 xgJJ5 x7ml @)))_@))!_u ř6rQxJJ5 xg6bsoCu4 ttC3bs4v8i žymJ5 moA8Ndj 5
 WoEř=5 řNs/oE0JyE?4bq8i 4 xy0p6X9oxi q8i 4, WoEř=5 k4t6bsc5b3i q8k5 Z?ms2 wl xi .

gryQx4v8i DmA=5 bw/sAyg8i 4 scsř5 xg6bsJ5 řNs/5 xg6g4n5 si řvq8i x7ml řNs/oEJt4n5
 W?9oxtbsi Ec5b6bq8i @)))!_@))@_u x3řAz i xg6bsi x6gi 4 kNK2 Z?mz i , bfQxD8N6bt5
 sfNi :

- swAZ A - scsř5 xg3bsJ5 grq5
- swAZ B - řNs/5 xg6g4n5 W?9oxi E?4bq5 kNK5 Z?mz i

INTRODUCTION:

THE 2001 – 2002 MAIN ESTIMATES

The Main Estimates presented to the Legislative Assembly represent the Government of Nunavut's proposed appropriations for the 2001-2002 fiscal year. The Main Estimates reflect the priorities of government as reflected in the Bathurst Mandate. It also is consistent with departmental Business Plans. The Main Estimates detail all expenditures projected to be incurred, and all revenues projected to be earned, during the twelve-month period from April 1, 2001 to March 31, 2002.

This document, along with the Budget Address, Capital Estimates, and departmental Business Plans, constitute the 2001-2002 Budget of the Government of Nunavut.

The Legislative Assembly is being requested to appropriate funds at the departmental level for operating and capital expenditures for the fiscal year ending March 31, 2002. The estimated expenditures identify the total requirements for individual departments (programs), and additional descriptive information on program expenditures is provided by branch. Basic descriptions of these departmental branches are included in the Main Estimates to enhance the understanding of public expenditures and ongoing responsibilities of program managers. Additional information may be found in departmental business plans.

This document provides the Legislative Assembly with information on operations and maintenance expenditures at the control object level for compensation and benefits and grants and contributions, and at the standard object level for all other expenditures. Total capital expenditures are presented, with the detail of capital contained in a separate Capital Estimates document. In addition, this document identifies the total requirements for individual departments and provides a consolidated fiscal position for the year ending March 31, 2002. Revenue is presented at a summary level by major revenue category.

Detailed information relevant to the Main Estimates is provided in the following areas for each department, as applicable:

- Accounting Structure Chart (how the department's financial accounts are organized)
- Program Overview
- Program Summary (including a graph on the allocation of proposed expenditures to major branches)
- Branch Summary (appropriation requirements by control object and standard object)
- Grants and Contributions
- Work Performed on Behalf of Third Parties
- Information Items
- Distribution of Budget (by region)

The financial information in the Main Estimates is presented on a comparative basis, at the government, department and branch level for 2000-2001 Main Estimates and 2000-2001 Revised Estimates. The 2000-2001 Revised Estimates is comprised of the 2000-2001 Main Estimates and appropriations approved in the 2000-2001 Supplementary Appropriation Act No. 1.

In order to maintain the relevancy of the comparative figures, the 2000-2001 Main Estimates and 2000-2001 Revised Estimates amounts have been restated to conform with changes to the accounting structure of departments, transfers of functions between departments, and transfers of functions between branches within departments.

For further clarification of terms used in the Main Estimates and the budget development process proposed for the 2001-2002 budget for the Government of Nunavut, please consult:

- Appendix A – Glossary
- Appendix B – The Budget Development Process



Nw[ot3ymJ5 x3Caom3j 5 rNs/3ba?4g5 Ni 8E/q5
bmgmi x3Cauka5gu m0p #!, @))@

	2001-2002 rNs/5 xg6g4n5 (\$000)	2000-2001 x6rQx3ymJ5 x3i i b5 (\$000)	2000-2001 rNs/5 x3i i b5 (\$000)
rNs/ox5	669,991	635,316	638,683
xroExp5			
xsm0Jtk5 x6rsm0Jtk9l xroExp5	(608,248)	(590,065)	(572,855)
xrgJtk5	(71,195)	(77,399)	(66,171)
vt9l Q5 xroExp5	(679,443)	(667,464)	(639,026)
xux4f5 x6rQx3ym8q 5g5 Gxr5g5H	(9,452)	(32,148)	(343)
rNs/k5 wMQxDbsi xChQ/sJ5			
gx=3N3gk5 sXl z w/6ymJ5 rNs/5	(10,000)	-	(15,000)
x3Ci i 5 xrgJ5 Wxi q8i f5 xrq5 kbsJ5 bmgj z srsj 5	(8,000)	-	(5,000)
wMQxDbsi xChQ/sJ5	(22,300)	(31,200)	-
rNs/k5 xux4f)=si xChQ/sJ5			
xsm0Jti 5 x6rsm0Jti 9l rNs/3gbs?4g5	10,000	15,000	-
xrgJtk5 WoEx5	5,000	10,000	5,000
xsm5tpti 5 xux4fp5 Gxr5g5H x3CAomj 5	(34,752)	(38,348)	(15,343)
vt34h3l Q5 xsm5tpti 5 xux4fJ5 Gxr5g5H	22,852	61,200	34,098
_ srs34 WQxo6t9l A			
vt34h3l Q5 xsm5tpti 5 xux4fJ5 Gxr5g5H	(11,900)	22,852	18,755
_ srs6 k8axi			

**SUMMARY OF FISCAL POSITION
FOR THE FISCAL YEAR ENDING MARCH 31, 2002**

	2001-2002 Main Estimates (\$000)	2000-2001 Revised Estimates (\$000)	2000-2001 Main Estimates (\$000)
REVENUES	669,991	635,316	638,683
EXPENDITURES			
Operations and Maintenance Expenditures	(608,248)	(590,065)	(572,855)
Capital	(71,195)	(77,399)	(66,171)
TOTAL EXPENDITURES	(679,443)	(667,464)	(639,026)
UNADJUSTED SURPLUS (Deficit)	(9,452)	(32,148)	(343)
Estimated Supplementary Requirements			
Contingency Reserve	(10,000)	-	(15,000)
Capital Projects Carried Over	(8,000)	-	(5,000)
Other Supplementary Requirements	(22,300)	(31,200)	-
Estimated Appropriation Lapses			
Operations and Maintenance Expenditures	10,000	15,000	-
Capital Projects	5,000	10,000	5,000
OPERATING SURPLUS (DEFICIT) FOR THE YEAR	(34,752)	(38,348)	(15,343)
Accumulated Operating Surplus (Deficit) - at Beginning of the Year	22,852	61,200	34,098
ACCUMULATED OPERATING SURPLUS (DEFICIT) - AT END OF YEAR	(11,900)	22,852	18,755

Nw[ot6ymJ5 ĩNs/oxai x6gk5

	2001-2002 ĩNs/5 xg6g4n5 (\$000)	2000-2001 x6rQx3ymJ5 x3ĩ i b5 (\$000)	2000-2001 ĩNs/5 x3ĩ i b5 (\$000)
Z?mgc4f8i 5 kbs?4g5			
xqDbsymJ5 Z?mgc4f8i 5 gi /s?4g5	563,000	529,000	531,000
Z?mgc4f8i 5 xyq 5 kbs?4g5	52,430	50,830	51,010
Z?mgc4f8i 5 kbs?4g5 vt9l Q5	615,430	579,830	582,010
N1ui 6 Z?mt4f5 ĩNs/os3=Qĥq 5			
N1ui 6 ĩNs/4n6g5 b4y/3bsc5b3i q 5	10,329	11,880	11,880
WNhx3=5 ĥ4y/3bsc5b3i q 5	1,666	1,780	1,780
s6hxl 1k5 b4yoxa?4g5	3,311	3,110	3,110
Wdtk5 b4yoxa?4g5	3,000	3,000	3,000
b)?rk5 b4yoxa?4g5	6,533	6,222	7,542
w6vNw/3tk5 xrosyx5 b4y/6bsc5b3i q 5	4,031	3,890	3,890
N9os4fĩk5 b4yoxa?4g5	300	300	300
wuxl oEp3Jx4f5 ĩNs/oxE?4bq 5 xro3hwCi 4vz u4	1,797	1,710	1,577
cs7m6ftk5 wMscbsi q8k5 ĩNs/4n6bq 5	3,900	3,900	3,900
w[l i 4 xg6gx6gi 5 st6tbsJ5	6,200	6,200	6,200
xyq8i 5 ĩNs/ox5	13,494	13,494	13,494
vt9l Q5 N1ui 6 ĩNs/oxq 5	54,561	55,486	56,673
vt9l Q5 ĩNs/oxa?4g5	669,991	635,316	638,683

SUMMARY OF REVENUES

	2001-2002 Main Estimates (\$000)	2000-2001 Revised Estimates (\$000)	2000-2001 Main Estimates (\$000)
FEDERAL TRANSFERS			
Formula Financing Arrangement	563,000	529,000	531,000
Other Federal Transfers	52,430	50,830	51,010
TOTAL FEDERAL TRANSFERS	615,430	579,830	582,010
OWN SOURCE REVENUES			
Personal Income Tax	10,329	11,880	11,880
Corporate Income Tax	1,666	1,780	1,780
Fuel Tax	3,311	3,110	3,110
Property Tax and School Levies	3,000	3,000	3,000
Tobacco Tax	6,533	6,222	7,542
Payroll Tax	4,031	3,890	3,890
Insurance Taxes	300	300	300
Liquor Commission Net Revenues	1,797	1,710	1,577
Power Corporation Dividend	3,900	3,900	3,900
Rental Recovery - Staff Housing	6,200	6,200	6,200
Other Revenues	13,494	13,494	13,494
TOTAL OWN SOURCE REVENUES	54,561	55,486	56,673
TOTAL REVENUES	669,991	635,316	638,683

Nw[ot6ymJ5 xsM5tJtk5 xesmt5tJtk9l xroExp5
SUMMARY OF OPERATIONS AND MAINTENANCE EXPENDITURES

	2001-2002 fNs/5 xg6g4n5 Main Estimates (\$000)	2000-2001 x6r0x3ymJ5 x3[i i b5 Revised Estimates (\$000)	2000-2001 fNs/5 x3[i i b5 Main Estimates (\$000)
moZos3=4 Legislative Assembly	9,751	9,584	9,676
xz J6vs't5 x7ml Z?msct04goEp5 Executive and Intergovernmental Affairs	8,640	11,363	11,297
rNs/oEp4f5 xsM5tp9l Finance and Administration	38,955	36,740	30,767
w6vNw/34toEp5 Human Resources	18,498	17,520	17,770
w6v34gw=oEp4f5 Justice	37,495	36,341	36,537
nNpoEp4f5 WZMoEp4f9l Public Works and Services	86,327	86,740	79,787
kNp5 Z?mtq5 wqCJtoEp9l Community Government and Transportation	65,414	61,529	63,023
wo6fyoEp5, scsyoEp5, w8NgcoEp5, m4f4goEp5 Culture, Language, Elders and Youth	6,355	6,565	6,604
wo8i x34goEp5 Education	145,473	139,434	135,149
x8i x6v3Nq5goEp5 wkoeP9l Health and Social Services	119,164	117,082	115,932
wfW[=oEp4f5 Sustainable Development	31,532	30,971	31,135
kNKu w[l oEp3Jx4f5 fxSEnz 5 Nunavut Housing Corporation	40,644	36,196	35,178
vt9l Q5 xsM0Jt5 x6rsm0Jt9l Total Operations and Maintenance	608,248	590,065	572,855

Nw[ot3ymJ5 xrgJtk5 xroExp5 SUMMARY OF CAPITAL EXPENDITURES

	2001-2002 [Ns/5 xg6g4n5 Main Estimates (\$000)	2000-2001 x6r0x3ymJ5 x3[i i b5 Revised Estimates (\$000)	2000-2001 [Ns/5 x3[i i b5 Main Estimates (\$000)
moZos3=4 Legislative Assembly	180	687	-
xz J6vs't5 x7ml Z?msct04goEp5 Executive and Intergovernmental Affairs	-	-	-
rNs/oEp4f5 xsM5tp9l Finance and Administration	-	250	-
w6vNw/34toEp5 Human Resources	-	-	-
w6v34gw=oeP4f5 Justice	500	743	600
nNpoEp4f5 WZMoEp4f9l Public Works and Services	6,245	10,321	7,700
kNp5 Z?mq5 wqCJtoEp9l Community Government and Transportation	12,950	21,342	15,546
wo6fyoEp5, scsyoeP5, w8NgcoEp5, m4f4goEp5 Culture, Language, Elders and Youth	1,000	1,000	1,000
wo8i x34goEp5 Education	29,320	16,366	15,325
x8i xc3Nq5goEp5 wkoeP9l Health and Social Services	4,200	4,560	4,300
wfW[=oeP4f5 Sustainable Development	2,800	3,130	2,700
kNK5u w[l oeP3Jx4f5 fxSEnz 5 Nunavut Housing Corporation	14,000	19,000	19,000
ct9l Q5 xrgJtk5 Total Capital	71,195	77,399	66,171

Nw[ot3ymJ5 vt9l Q5 xroExo0h5 SUMMARY OF TOTAL EXPENDITURES

	2001-2002 [Ns/5 xg6g4n5 Main Estimates (\$000)	2000-2001 x6r0x3ymJ5 x3[i i b5 Revised Estimates (\$000)	2000-2001 [Ns/5 x3[i i b5 Main Estimates (\$000)
moZos3=4 Legislative Assembly	9,931	10,271	9,676
xz J6vs't5 x7ml Z?msct04goEp5 Executive and Intergovernmental Affairs	8,640	11,363	11,297
rNs/oEp4f5 xsM5t p9l Finance and Administration	38,955	36,990	30,767
w6vNw/34toEp5 Human Resources	18,498	17,520	17,770
w6v34gw= oEp4f5 Justice	37,995	37,084	37,137
nNpoEp4f5 WZMoEp4f9l Public Works and Services	92,572	97,061	87,487
kNp5 Z?mq 5 wq CjtoEp9l Community Government and Transportation	78,364	82,871	78,569
wo6fyoEp5, scsyoEp5, w8NgcoEp5, m4f4goEp5 Culture, Language, Elders and Youth	7,355	7,565	7,604
wo8i x34goEp5 Education	174,793	155,800	150,474
x8i x6v3Nq 5goEp5 wk oEp9l Health and Social Services	123,364	121,642	120,232
wfW[= oEp4f5 Sustainable Development	34,332	34,101	33,835
kNKu w[l oEp3Jx4f5 fxSEnz 5 Nunavut Housing Corporation	54,644	55,196	54,178
ct9l Q5 xroExp5 Total Expenditures	679,443	667,464	639,026

x=4g3ymi q5 ñNs/5 – xsM0Jtk5 x6rsmJtk9l xrþJt4n5
DISTRIBUTION OF BUDGET - OPERATIONS AND MAINTENANCE
EXPENDITURES

	xz J6jv3=4 Headquarters (\$000)	er3þl 4 Qikiqtaaluk (\$000)	r?9o6 Kivalliq (\$000)	et3us5 Kitikmeot (\$000)
moZos3=4 Legislative Assembly	9,751	-	-	-
xz J6vs't5 x7ml Z?msct04goEp5 Executive and Intergovernmental Affairs	8,640	-	-	-
ñNs/oEp4f5 xsM5tp9l Finance and Administration	35,098	1,466	1,259	1,132
w6vNw/34toEp5 Human Resources	16,358	803	662	675
w6v34gw=oeEp4f5 Justice	27,564	9,144	403	384
nNpoEp4f5 WZMoEp4f9l Public Works and Services	54,263	11,653	12,262	8,149
kNþ5 Z?mtq5 wqCJtoEp9l Community Government and Transportation	19,933	22,556	12,900	10,025
wo6fyoEp5, scsyoEp5, w8NgcoEp5, m4f4goEp5 Culture, Language, Elders and Youth	3,949	1,643	-	763
wo8i x34goEp5 Education	33,039	59,587	30,268	22,579
x8i x6v3Nq5goEp5 wkoEp9l Health and Social Services	42,301	37,290	27,571	12,002
wfW[=oeEp4f5 Sustainable Development	20,439	3,742	4,165	3,186
kNKu w[l oEp3Jx4f5 fxSEnz 5 Nunavut Housing Corporation	38,823	748	549	524
vt9l Q5 xsM0Jt5 x6rsm0Jt9l Total Operations and Maintenance	310,158	148,632	90,039	59,419

x=4g3ymi q5 ñNs/5 xg6g4n5 – xrgJtk5 xrþJt4n5 DISTRIBUTION OF BUDGET - CAPITAL EXPENDITURES

	xz J6yv3=4 Headquarters (\$000)	er3þl 4 Qikiqtaaluk (\$000)	r?9o6 Kivalliq (\$000)	et3us5 Kitikmeot (\$000)
moZos3=4 Legislative Assembly	180	-	-	-
xz J6vs't5 x7ml Z?msct04goEp5 Executive and Intergovernmental Affairs	-	-	-	-
ñNs/oeP4f5 xsM5tp9l Finance and Administration	-	-	-	-
w6vNw/34toEp5 Human Resources	-	-	-	-
w6v34gw=oeP4f5 Justice	100	400	-	-
nNpoEp4f5 WZMoEp4f9l Public Works and Services	455	3,945	1,120	725
kNþ5 Z?mq 5 wq CjtoEp9l Community Government and Transportation	485	8,253	1,889	2,323
wo6fyoEp5, scsyoeP5, w8NgcoEp5, m4f4goEp5 Culture, Language, Elders and Youth	1,000	-	-	-
wo8i x34goEp5 Education	200	12,675	8,660	7,785
x8i x3v3Nq 5goEp5 wkoeP9l Health and Social Services	1,000	1,515	795	890
wfW[=oeP4f5 Sustainable Development	1,330	755	405	310
kNKu w[l oeP3Jx4f5 fxSEnz 5 Nunavut Housing Corporation	475	7,521	3,461	2,543
ct9l Q5 xrgJtk5 Total Capital	5,225	35,064	16,330	14,576

x=4g3ymi q5 ñNs/5 xg6g4n5 – xroExooñk5
DISTRIBUTION OF BUDGET - TOTAL EXPENDITURES

	xz J6jv3=4 Headquarters (\$000)	er3pl 4 Qikiqtaaluk (\$000)	r?9o6 Kivalliq (\$000)	et3us5 Kitikmeot (\$000)
moZos3=4 Legislative Assembly	9,931	-	-	-
xz J6vs't5 x7ml Z?msct04goEþ5 Executive and Intergovernmental Affairs	8,640	-	-	-
ñNs/oEp4f5 xsM5tp9l Finance and Administration	35,098	1,466	1,259	1,132
w6vNw/34toEþ5 Human Resources	16,358	803	662	675
w6v34gw=oEp4f5 Justice	27,664	9,544	403	384
nNpoEp4f5 WZMoEþ4f9l Public Works and Services	54,718	15,598	13,382	8,874
kNþ5 Z?mq 5 wq CjtoEþ9l Community Government and Transportation	20,418	30,809	14,789	12,348
wo6fyoEþ5, scsyoEþ5, w8NgcoEþ5, m4f4goEþ5 Culture, Language, Elders and Youth	4,949	1,643	-	763
wo8i x34goEþ5 Education	33,239	72,262	38,928	30,364
x8i x6v3Nq 5goEþ5 wkoeþ9l Health and Social Services	43,301	38,805	28,366	12,892
wfW[=oEþ4f5 Sustainable Development	21,769	4,497	4,570	3,496
kNKu w[l oEp3Jx4f5 fxSEnz 5 Nunavut Housing Corporation	39,298	8,269	4,010	3,067
ct9l Q5 xroExò5 Total Expenditures	315,383	183,696	106,369	73,995



moZos3=4



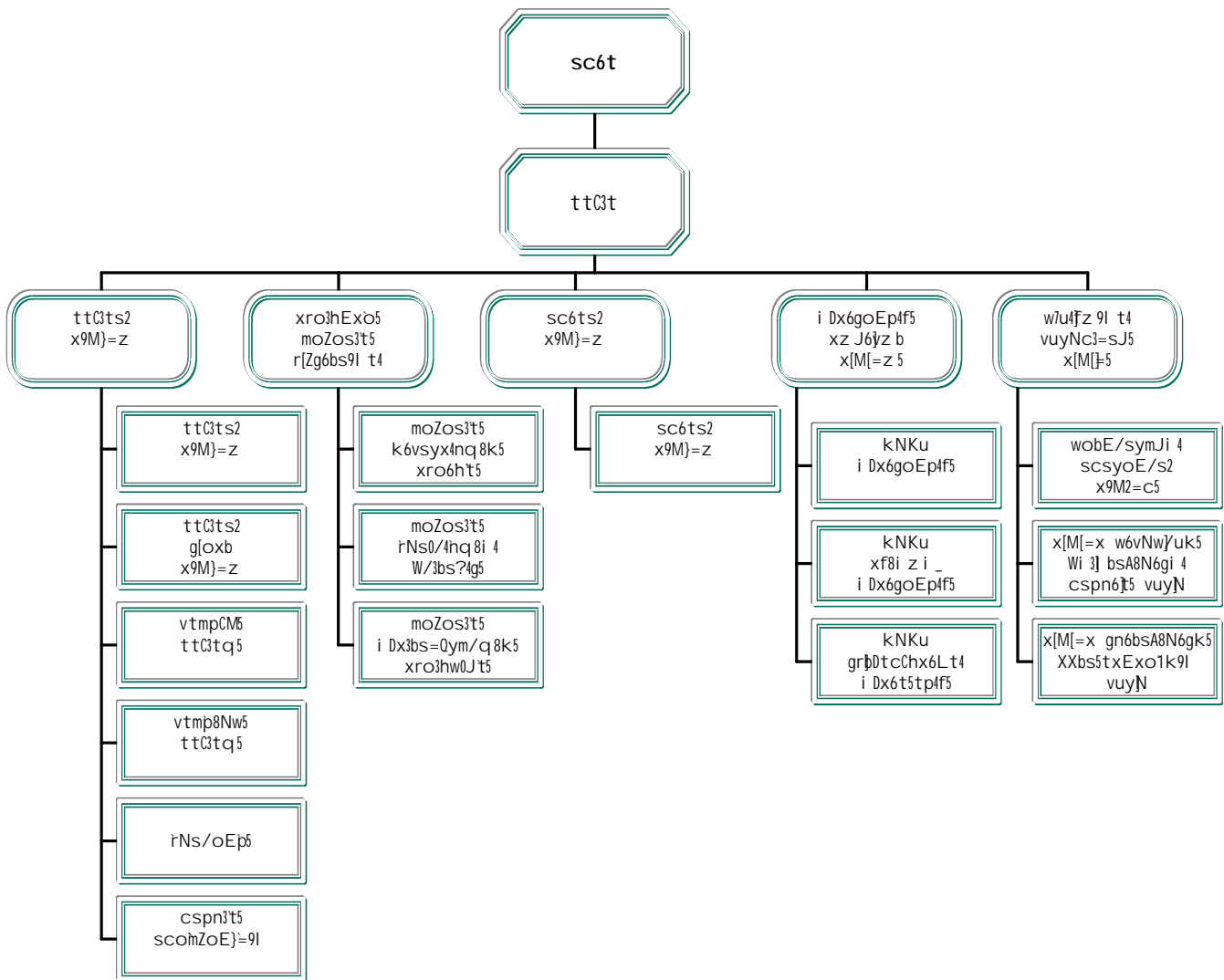
LEGISLATIVE
ASSEMBLY

r=8 sSCw/8
sc6t moZos3=1j 5

/8 fx6
ttC3t moZos3=7j 5

osN x[I v6
ttC3ts2 g[ox moZos3=7j 5

rNs/oE0Jyqb NI Nw/3ymi q5

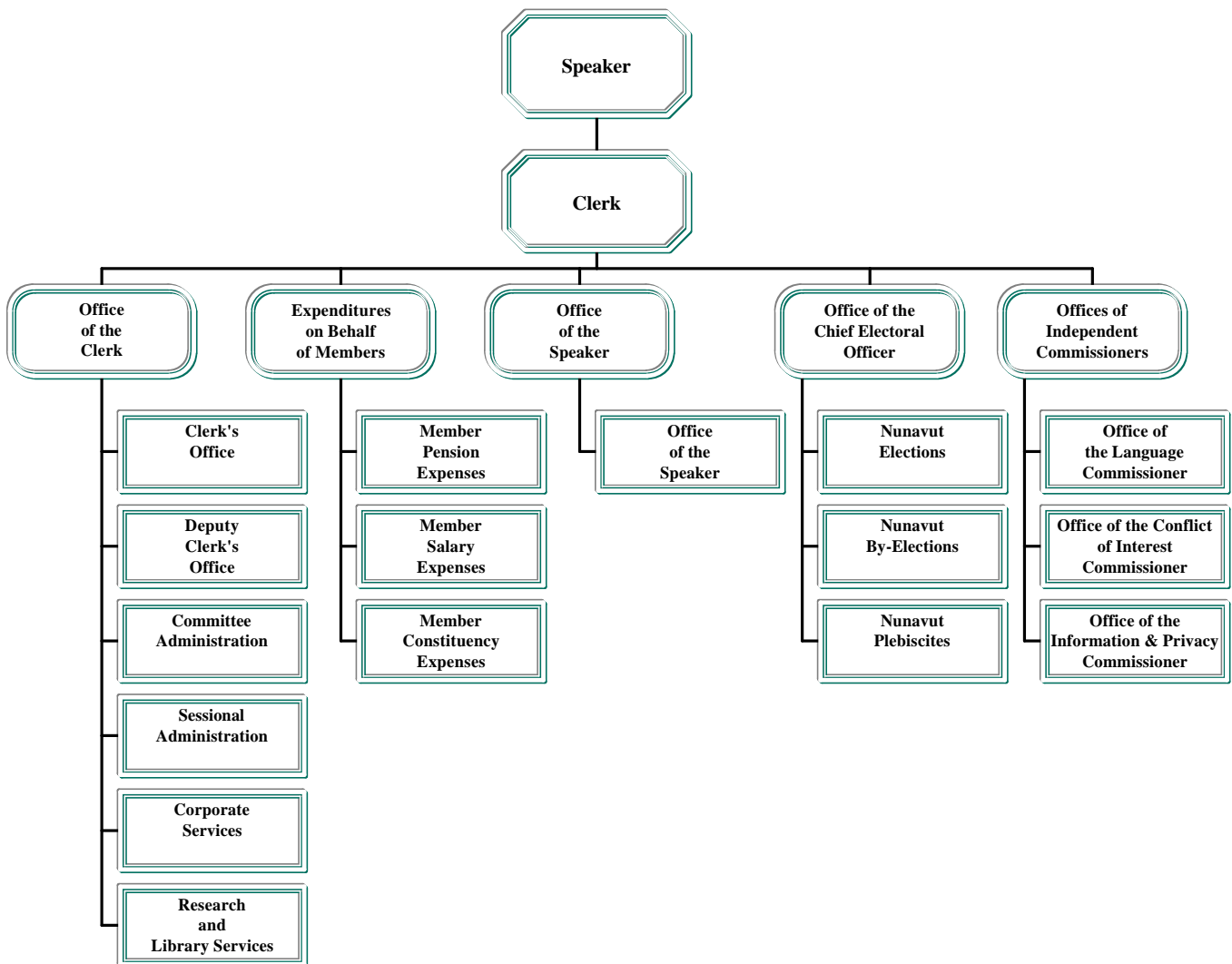


Kevin O'Brien
Speaker of the Legislative Assembly

John Quirke
Clerk of the Legislative Assembly

Leona Aglukkaq
Deputy Clerk of the Legislative Assembly

ACCOUNTING STRUCTURE CHART



W/4noxaymJ5

mo4gQ5 ez s7u toy0JtsMs3g5, Z?m4f5 xg6X4S5 vNbs2 srs6b6gz b W6fygcq8i 4 x7m
x6r5bsymJi 4 Z?mtA5 whm3hi 4f5 scsycD8N3=z tA5 grq8i 4, moZos3t4f5 x9M}=z 5 Wsi 3Xi 4
WoExc3X4S5 Wp4yC3X5gt9l xvsi 3Xu5 moZos3t5 i Dx3bsymJ5 r[Z3gwA8N5yxd9l Q5 kNK5us5
wkdtq8i 4 WoEx4nq5 vmQ0xoq8i 9l vJyt5yJ8Nd9l Q5.

gCZ4n5

- ◆ xsMi c5yx3gu4 moZosDyc3X9l t4.
- ◆ MoZos6}t5 hai 6nsod9l Q5
- ◆ mgwz 5yx6gu4 rsJ8N5yx3gul tudtcd9l Q5
- ◆ moZos3=4 wi 9M4ym5yx3l i vNbu yM3Jxul .

MISSION

Consistent with the Bathurst Mandate, the governance traditions of Northern Canada and established principles of parliamentary democracy, the Office of the Legislative Assembly provides quality programs and services to create an environment in which elected Members can best fulfill their roles and responsibilities as representatives of the people of Nunavut.

GOALS

- ◆ A functional legislative process.
- ◆ Empowered Members.
- ◆ An open and reflective institution.
- ◆ An Assembly that takes its place in Canada and the world.

x=4g6ymi q5 xroExb5
DETAIL OF EXPENDITURES

		2001-2002 fNs/5 xg6g4n5 Main Estimates (\$000)	2000-2001 x6rQx3ymJ5 x3fi i b5 Revised Estimates (\$000)	2000-2001 fNs/5 x3fi i b5 Main Estimates (\$000)
rhj 7mz 5	DESCRIPTION			
w6vNw/6tk5 xrosyx5	Compensation and Benefits	4,924	4,793	4,793
gi /sJ5 x7ml wvJt5	Grants and Contributions	-	-	-
i sDc5bDt5 wqCJt9l	Travel and Transportation	1,462	1,539	1,539
x9M)=oE0Jt5 hN4fb9l	Materials and Supplies	212	194	194
i s=6bsJi 4 vmpcDt5	Purchased Services	336	333	333
37m6ftk5	Utilities	-	-	-
y8g4tbsJi 4 vmpcDt5	Contract Services	1,573	1,531	1,551
xroExo5 xro6h9l	Fees & Payments	367	429	534
xyq5 xroExo5	Other Expenses	877	765	732
vt9l Q5 xsm5tJt5	Total Operations and Maintenance	9,751	9,584	9,676
vt9l Q5 xrgJtk5	Total Capital	180	687	-
vt9l Q5 xroExb5	Total Expenditures	9,931	10,271	9,676

ttC3ts2 x9M}=z

ttC3ts2 x9M}=z i 4g5 wvJ3gw?4S5 moZos3ti 4 xsMbsi q8i 4 moZos3t5 xro3hExoq8i 4, xrosyxq8i 4, rNs0/4nE?4bq8i 9l x7m i Dx3bs=0ym/q8k5 xro3gExo8i 4 x7m xgDm3i x3g5 rNs/dtq8i 4 xro3hw?4gt4 moZos3t4f5 vtm=0Jx3t9l Q5 xro3hExoq8i 4, vtmpCM5 vtmpCMavw8N3g9l WoExq8i 4. ttC3ts2 x9M}=z 5 xsM5y?4rK5 wvJ3gwi 3u5 cspn3ti 4, vtmpCM5 WoExq8i 4, moZos3=7u scomZc3=z 8i 4, gnsmc5bstoEi 3u5 r4fgw8N3i 9l gnsmt5ypsi 3u5, x7m rNs/oEi 3u5 x9M}=oEi 3u9l .

OFFICE OF THE CLERK

The Office of the Clerk provides support for the Members in the administration of Members' indemnities, allowances, salaries and constituency expenses and maintains the budgets for the costs of holding Sessions, Standing and Special Committees. The Clerk's Office also administers support services for research, committee work, the legislative library, communications and public affairs, and finance and administration.

		2001-2002 rNs/5 xg6g4n5 Main Estimates (\$000)	2000-2001 x6r0x3ymJ5 x3i i b5 Revised Estimates (\$000)	2000-2001 rNs/5 x3i i b5 Main Estimates (\$000)
rhj 7mz 5	DESCRIPTION			
w6vNw/6tk5 xrosyx5	Compensation and Benefits	2,017	2,107	2,107
gi /sJ5 x7ml wvJt5	Grants and Contributions	-	-	-
i sDc5bDt5 wqCJt9l	Travel and Transportation	1,139	1,106	1,106
x9M}=oE0Jt5 hN4fb9l	Materials and Supplies	191	161	161
i s}6bsJi 4 vmpcDt5	Purchased Services	303	320	320
37m6ftk5	Utilities	-	-	-
y8g}6bsJi 4 vmpcDt5	Contract Services	1,190	1,157	1,237
xroExo5 xro6h}9l	Fees & Payments	53	72	102
xyq5 xroExo5	Other Expenses	286	126	93
vt9l Q5 xsM5tJt5	Total Operations and Maintenance	5,179	5,049	5,126
vt9l Q5 xrgJtk5	Total Capital	180	687	-
vt9l Q5 xroExp5	Total Expenditures	5,359	5,736	5,126

xro6hw0Jt5 r[Zg6g05 moZos3t5

b4fx rNs/5 xgDm3i x3g5 xro3hw0Jts?4g5 xro3bs0Jyxk5, xro3hExoq8k5, i E0Jt4nq8k5
csbm5, x7m k6vsyx4n5 xsMbsi q8k5 r[Zg6bs9l t4 moZos3t5 moZos3=7j 5. moZos3t5
i Dx3bs=0ym/q8k5 wvJ3tq5b rNs0/4nq8i 4 xro3gw?7uJ5.

EXPENDITURES ON BEHALF OF MEMBERS

This budget area provides for the allowances, indemnities, per diems, and pension administration on behalf of the Members of the Legislative Assembly. It also provides for the salaries of Members' constituency assistants.

		2001-2002 rNs/5 xg6g4n5 Main Estimates (\$000)	2000-2001 x6r0x3ymJ5 x3i i b5 Revised Estimates (\$000)	2000-2001 rNs/5 x3i i b5 Main Estimates (\$000)
rhj 7mz 5	DESCRIPTION			
w6vNw/6tk5 xrosyx5	Compensation and Benefits	2,459	2,270	2,270
gi /sh5 x7ml wvJt5	Grants and Contributions	-	-	-
i sDc5bDt5 wqCJt9l	Travel and Transportation	250	390	390
x9M}=oE0Jt5 hN4fb9l	Materials and Supplies	-	19	19
i s}6bsJi 4 vmPCDt5	Purchased Services	-	-	-
57m6ftk5	Utilities	-	-	-
y8g}6bsJi 4 vmPCDt5	Contract Services	278	288	288
xroExo5 xro6h9l	Fees & Payments	300	325	400
xyq5 xroExo5	Other Expenses	547	637	637
vt9l Q5 xsM5tJt5	Total Operations and Maintenance	3,834	3,929	4,004
vt9l Q5 xrgJtk5	Total Capital	-	-	-
vt9l Q5 xroExp5	Total Expenditures	3,834	3,929	4,004

sc6ts2 x9M}=z

sc6t i Dx3bs?4S6 moZos3tk5 xSM5ypsd9l A moZos3=7u vtm=0Jx3t9l Q5 x7m
xgo3t5ypsd9l A moZq8i 4 moZos3=s2. sc6t vmQ/c3S6 x6r5hwi 3u5 xgxZ3i 5 bmw8kOm6
xSM5y0JtQi x3bq8i 4 xSMi Ei x3bz i 9l moZos3t5 ttC3=z 5b w5y?sbs9l i xSM5yp4f8k5
Wp4yC3t9l vtmpq8k5. sc6t wobE/symi 4f5 r[Z3gwpsJ6 moZos6t5 vtmpq8i 4
SC=8yk5Fx=4ymJK9l , vNbs9l yM3Jxul Z?m4fq8k5 xSM5y?8i q8i .

OFFICE OF THE SPEAKER

The Speaker is elected by the Members to preside over proceedings in the House and enforce the rules of the Legislative Assembly. The Speaker is responsible for developing policies on the overall control and operation of the Office of the Legislative Assembly as Chair of the Management and Services Board. The Speaker is the official representative of the Legislative Assembly for provincial/territorial, federal and international functions.

		2001-2002 fNs/5 xg6g4n5 Main Estimates (\$000)	2000-2001 x6rQx3ymJ5 x3fi i b5 Revised Estimates (\$000)	2000-2001 fNs/5 x3fi i b5 Main Estimates (\$000)
rhj 7mz 5	DESCRIPTION			
w6vNw/6tk5 xrosyx5	Compensation and Benefits	147	135	135
gi /sh5 x7ml wvJt5	Grants and Contributions	-	-	-
i sDc5bDt5 wqCJt9l	Travel and Transportation	18	18	18
x9M}=oE0Jt5 hN4fb9l	Materials and Supplies	6	1	1
i s=6bsJi 4 vmpcDt5	Purchased Services	1	3	3
57m6ftk5	Utilities	-	-	-
y8g4bsJi 4 vmpcDt5	Contract Services	-	1	1
xroExo5 xro6hh9l	Fees & Payments	5	7	7
xyq5 xroExo5	Other Expenses	-	-	-
vt9l Q5 xSM5tJt5	Total Operations and Maintenance	177	165	165
vt9l Q5 xrgJtk5	Total Capital	-	-	-
vt9l Q5 xroExp5	Total Expenditures	177	165	165

i Dx6goEp4f5 xz J6y z b x[M[=x

kNKu i Dx6goEp4f5 x[M[=x] 5g5 xSM5tpsJ5 i Dx6goEJti 4, xf8i z i _i Dx6t5tJti 4 x7ml
 grpDbsQxo1k5 i Dx6t5tj5 x[M[=xi 4 kNKu.

OFFICE OF THE CHIEF ELECTORAL OFFICER

The Nunavut elections office provides for the administration of elections, by-elections and plebiscites for the Territory of Nunavut.

		2001-2002	2000-2001	2000-2001
		†Ns/5	x6rQx3ymJ5	†Ns/5
		xg6g4n5	x3i i b5	x3i i b5
		Main	Revised	Main
		Estimates	Estimates	Estimates
		(\$000)	(\$000)	(\$000)
rhj 7mz 5	DESCRIPTION			
w6vNw/6tk5 xrosyx5	Compensation and Benefits	42	-	-
gi /sh5 x7ml wvJt5	Grants and Contributions	-	-	-
i sDc5bDt5 wqCJt9l	Travel and Transportation	5	-	-
x9M}=oE0Jt5 hN4fb9l	Materials and Supplies	5	-	-
i s=6bsJi 4 vmpcDt5	Purchased Services	7	-	-
§7m6ftk5	Utilities	-	-	-
y8g4bsJi 4 vmpcDt5	Contract Services	10	-	-
xroExo5 xro6h9l	Fees & Payments	2	-	-
xyq5 xroExo5	Other Expenses	1	-	-
vt9l Q5 xSM5tJt5	Total Operations and Maintenance	72	-	-
vt9l Q5 xrgJtk5	Total Capital	-	-	-
vt9l Q5 xroExp5	Total Expenditures	72	-	-

w7u4fz 9l t4 vuyNc3=sJ5 x[M]=5

x[M]=q5 moZos3=1u xSM5tpc3=sJ5 wvJ6ts9l t4 w6vNw7uk5 Wi 3] bsA8N6gi 4 cspn6]5
vuyNz k5, gn6bsJ8N6gi 4 XXbs5txExc6gi l nS0p]5 vuyNz, x7ml wobE/symJi 4
scsyOE]5 vuyNb x[M]=x. 4fx Wz h5 Z?mt4f8i w6vNw/6tsJ5 grox6gu4 si 4vc5bExc]aJ5
moZos3=1j 5 w7u4fz 9l t4 WNhx3=c3mb.

OFFICES OF INDEPENDENT COMMISSIONERS

The office of the Legislative Assembly provides administrative support services to the Conflict of Interest Commissioner, the Information and Privacy Commissioner, and the Official Languages Commissioner. These three independent officers report directly to the Legislative Assembly as a whole.

		2001-2002]Ns/5 xg6g4n5 Main Estimates (\$000)	2000-2001 x6rQx3ymJ5 x3]i i b5 Revised Estimates (\$000)	2000-2001]Ns/5 x3]i i b5 Main Estimates (\$000)
rhj 7mz 5	DESCRIPTION			
w6vNw/6tk5 xrosyx5	Compensation and Benefits	259	281	281
gi /sh5 x7ml wv]t5	Grants and Contributions	-	-	-
i sDc5bD]t5 wqCJ]9l	Travel and Transportation	50	25	25
x9M)=oE0Jt5 hN4fb9l	Materials and Supplies	10	13	13
i s=6bsJi 4 vmpcD]t5	Purchased Services	25	10	10
7m6ft k5	Utilities	-	-	-
y8g]4tbsJi 4 vmpcD]t5	Contract Services	95	85	25
xroExo5 xro6h]9l	Fees & Payments	7	25	25
xyq5 xroExo5	Other Expenses	43	2	2
vt9l Q5 xSM5tJ]t5	Total Operations and Maintenance	489	441	381
vt9l Q5 xrg]tk5	Total Capital	-	-	-
vt9l Q5 xroExp5	Total Expenditures	489	441	381

x=5g3ymi q5 ñNs/5 xg6g4n5
DISTRIBUTION OF BUDGET

	xz J6yv3=4 Headquarters (\$000)	er3pl 4 Qikiqtaaluk (\$000)	r?9o6 Kivalliq (\$000)	et3us5 Kitikmeot (\$000)
w6vNw/6tk5 xrosyx5 Compensation and Benefits	4,924	-	-	-
gi /sJ5 x7ml wvJt5 Grants and Contributions	-	-	-	-
i sDc5bDt5 wqCJt9l Travel and Transportation	1,462	-	-	-
x9M}=oE0Jt5 hN4fb9l Materials and Supplies	212	-	-	-
i s=6bsJi 4 vmpcDt5 Purchased Services	336	-	-	-
ÿ7m6ftk5 Utilities	-	-	-	-
ÿ8gÿ4bsJi 4 vmpcDt5 Contract Services	1,573	-	-	-
xroExò5 xro6hÿ9l Fees & Payments	367	-	-	-
xyq5 xroExò5 Other Expenses	877	-	-	-
vt9l 05 xSM5tJt5 ÿesmt5tJt9l Total Operations and Maintenance	9,751	-	-	-
vt9l 05 xrgÿtk5 Total Capital	180	-	-	-
vt9l 05 xroExò5 Total Expenditures	9,931	-	-	-

xz J6vsť5 x7ml
Z?msct@4goEř5

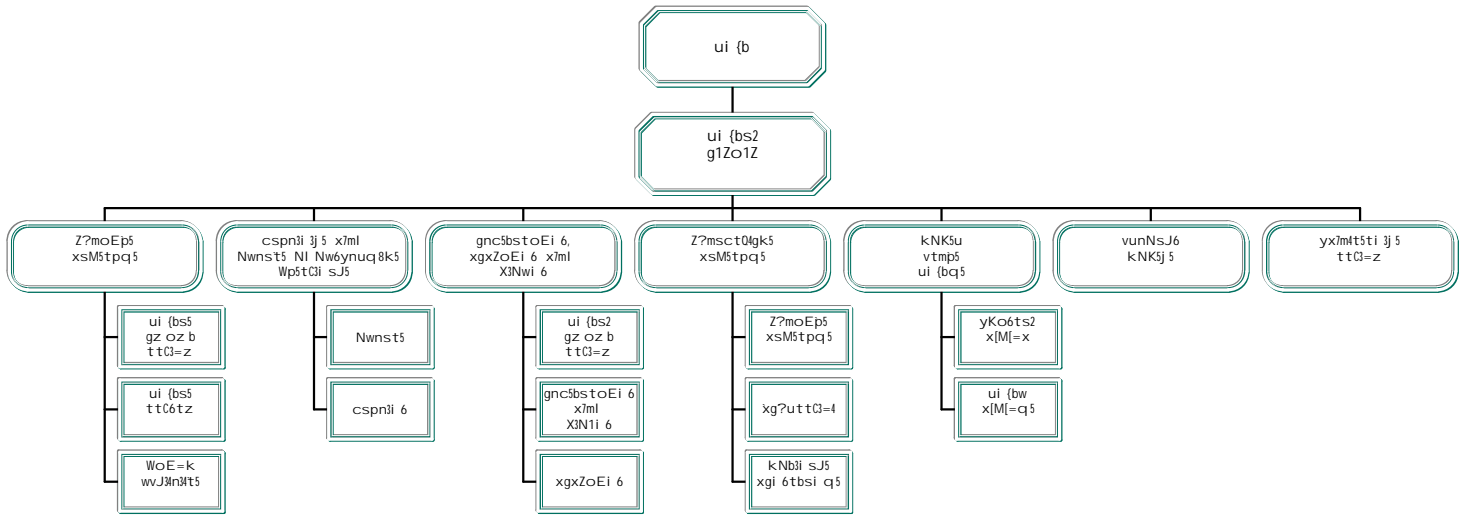


EXECUTIVE AND
INTERGOVERNMENTAL AFFAIRS

X9 svo6
ui {b

x8 f0K5 rx8 m4fEsE t=t x3rxA34
ui {bs2 g[ox xz J6vstk5 ui {bs2 g[ox Z?msct04goEpk5 ui {bs2 g[oxb wvJ3tz

ᐅNs/oE0Jyqb NI Nw/3ymi q5



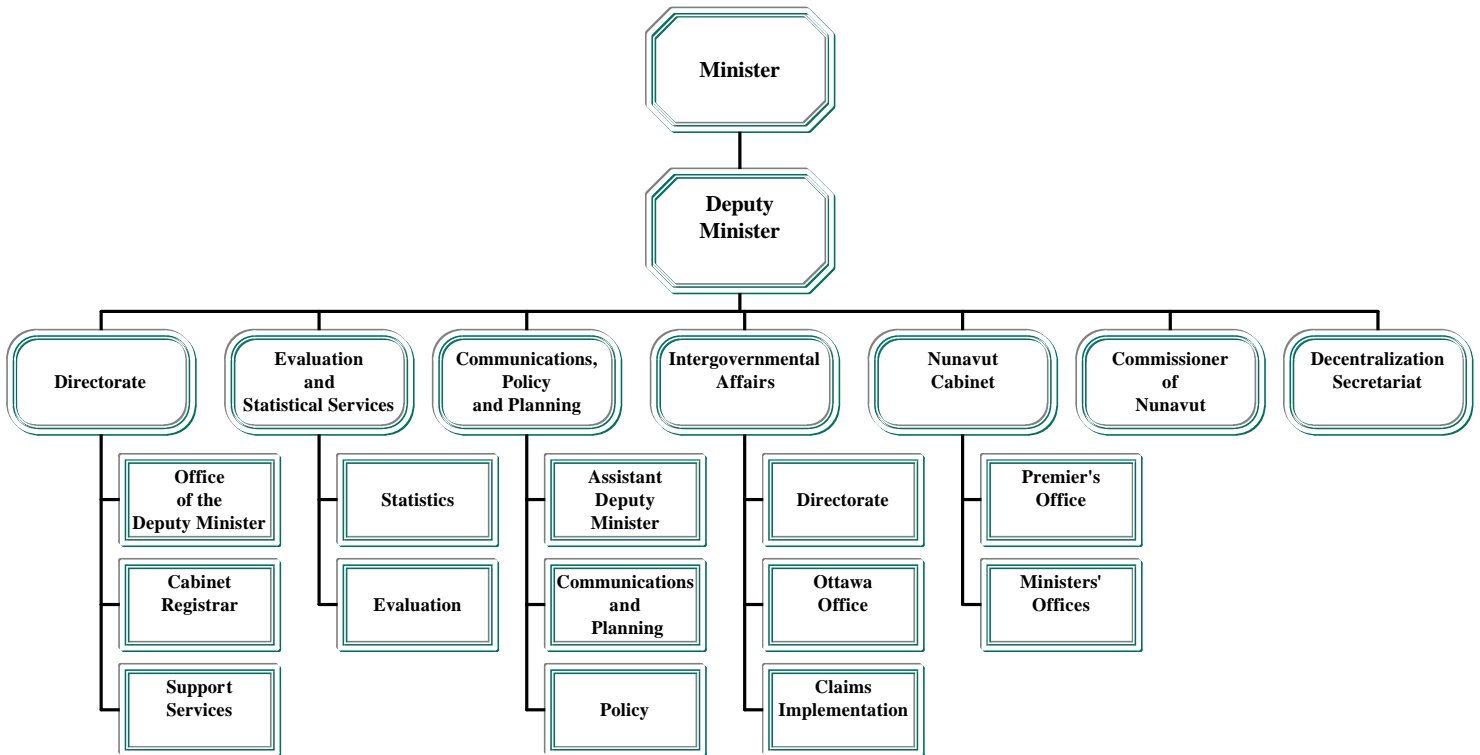
Paul Okalik
Minister

Anne Crawford
Deputy Minister of the Executive

Ken MacRury
Deputy Minister of Intergovernmental Affairs

David Akeeagok
Assistant Deputy Minister

ACCOUNTING STRUCTURE CHART



W/4noxaymJ5

xz J6vst5 x7ml Z?msctQ4goEp5 scs0Jwps?4S5 x7ml xSM5tps?4S5 moZtA5 moZos3t5
yKos3tq8k5 kNK9l Z?mz k5. WoE?4SA5 kNK7u kNu4 N1ui 3b3i 3j 5 xqctQabsymJ6
kNK9l WoEct01i E/q5 xyq8i 4 vNbs2 wl xi Z?msJi 4 x7ml Nugw8N6 srs6b6gusi 4
xg6bsZl x3mž q8i 4 wvJ6hDbs9l t4 WoEx4nsZJ4gi 4. vt6hw?4SA5 gnEx6t5t?4r9l bl gnZ4ni 4
s9l ujz Ji 4 x7ml yKi 4nj z Ji 4; Z?m4f5 WoExq8i 4 vt6h6ym/q8i [l eu3D?4Lb x7ml
cspn6X4Lb rNs/dtQ/q4tA5.

WoEx4nE/K5 n6r5tJm9l b xqctQ4ymJi 4, gnEx3X[l bl Z?mE/5t8k5 ckwosExcEx4n5t8i 4,
gn6bst2X[l Q9l gn3bK5, Z?mk9l wkgw8N3k9l gnZ4ni 4 vt3hw?[l b, eu3D?[l b
xgw8Nst5tl bl , x7ml yK7j x4t5tpsi b yKo6tsl bl Z?mt4f5 w6vNw/6tq8k5.

gCZ3n5

- ◆ WoE)=sJoih5 s0p3N6gi 4 W?9oxi c3l t4 Z?m4f5 W=[JxaJ5 WoExE/q8i 4
yK9ostym/q8i NI Nw6bsMs3g5 ez s5u WoExai fJi ; x7ml rr5tym8q5txgu4
cspnc5bDt4nu4Fs0p3hw8Nc5bDt4nu4 n6r5gc3l i xz J6vst5 x7ml Z?msctQ4goEp5
WoE)=xi .
- ◆ kNK7u kNu4 N1ui 3b3i 3j 5 xqDbsymJk5 NmJu4 x7ml WJmi c5tx6gu4 xgo6tbsi z k5
Nugw8N6 WoE)=sJi .
- ◆ Z?ms2 wl xi xbsyD3ymJu4, xy0p3ncw5g8N3gu4, w4WAh5tx3gu4, x7ml rsJ8N5tx3gu4
Z?mbDmi 3bc3l i .
- ◆ xgtc5tx3l t4 moZos3t5 yKos3tq5b xSMi E/q5 x7ml whmosEJyE?4bq5 x6rQ3yml t4,
wkW9l WoE0JyE?4bq8i 4 x7ml m8NsJ6 WoE0Jys?4gi 4 mo[l t4.
- ◆ Z?m4f5 x7ml wkojh5 gnsmc5bstt8N3l Q5 gnZ4ni 4 hrysmctQ4t5tx3l Q9l , xvSy0x6ymJi 4
grysmi 6nsl t4, x7ml wkgw8N3i 4 wMst5ti 6nsl t4 Z?mw5 WoExq8i x7ml
WQx6tym/q8i 5.
- ◆ kNK5usbsi 3u4 wonExm/s0Jt4nu4 NI Nw6ym5tx3gu[l x6r4ymJco3l i , x7ml
xgtc5tx6gu4 vNbs2 Z?mz , kN5tx2 Z?mz , Jy8, x=4g6ymJi x7ml xyq8i wi c3=sJ5
WoEct0o3l Q5.
- ◆ xz J6vst5 x7ml Z?mctQ4goEp5 WoExq5 x7ml NI Nw3ymJ5 Z?m4f5 yK9o6Xs5tym/q5
x6rxi 4ymo3l t4 xSMi E/q9l wl w5gD3l t4.
- ◆ WoExE/z A5 k4t6y?9oxt5t5, s0p6h6tsl t4 vJytbs5txCl x3mž b N7mN6yZl x3mž bl
k4t6tbs?9oxJ5 WoEx5.

MISSION

The Department of Executive and Intergovernmental Affairs (EIA) provides advice and administrative support to Cabinet and the Government of Nunavut. It works to ensure that the Nunavut Land Claims Agreement and Nunavut's relationships with other governments in Canada and the circumpolar world are used to support common goals. It compiles and communicates information for today and the future; and audits and evaluates government programs and data.

It's role is to build consensus, to seek political direction, to communicate that direction, to collect, analyze and provide information to government and to the public, and to provide coordination and leadership for the public service.

GOALS

- ◆ Measurable progress in all departments on major government priorities as identified in the Bathurst paper; and a comprehensive monitoring/tracking process in place within EIA.
- ◆ Full and willing commitment to implementation of Nunavut land claim obligations within all departments.
- ◆ Commitment throughout government to an integrated, innovative, respectful and responsive style of government.
- ◆ Effective Cabinet operations and decision-making processes in place, consistent with both Inuit and contemporary practices.
- ◆ Regular and effective communication between government and the public, improved levels of understanding, and greater citizen participation in government activities and initiatives.
- ◆ Establishment of a distinct and positive Nunavut identity, and effective working relationships with Canada, Government of the Northwest Territories, Yukon, provincial and other relevant jurisdictions.
- ◆ Full establishment and operation of all EIA program units and assigned government priority initiatives.
- ◆ Through the work of the Decentralization Secretariat, ensure that decentralization is implemented in a timely and organized manner.

x=4g6ymi q5 xroExþ5
DETAIL OF EXPENDITURES

		2001-2002	2000-2001	2000-2001
		þNs/5	x6rQx3ymJ5	þNs/5
		xg6g4n5	x3þi i b5	x3þi i b5
		Main	Revised	Main
		Estimates	Estimates	Estimates
		(\$000)	(\$000)	(\$000)
rhj 7mz 5	DESCRIPTION			
w6vNw/6þ5 xrosyxq5	Compensation and Benefits	5,960	6,426	6,359
gi /sJ5 x7ml wvþþ5	Grants and Contributions	90	90	90
i sDc5bDþ5 wqCJþ9l	Travel and Transportation	1,195	1,818	1,808
x9M}=oE0Jt5 hN4fb9l	Materials and Supplies	206	162	162
i s=6bsJi 4 vmþcDþ5	Purchased Services	269	224	278
þ7m6ftk5	Utilities	-	-	-
þ8gþ4tbsJi 4 vmþcDþ5	Contract Services	665	2,021	2,021
xroExò5 xro6hþ9l	Fees & Payments	130	256	236
xyq5 xroExò5	Other Expenses	125	366	343
vt9l Q5 xSM5tJþ5	Total Operations and Maintenance	8,640	11,363	11,297
vt9l Q5 xrgþtk5	Total Capital	-	-	-
vt9l Q5 xroExþ5	Total Expenditures	8,640	11,363	11,297

xSM5tp5

cspm/sJ6 ttC6tQ/s9l i ui {bw5 vtm}=q8k5, ui {bs2 g[ox xgw8Nst5t?4S6 bm3uo]n6
 xSM5tpsi 3u4 x7ml yK4v6b6ts9l i xz J6vstc3=sJj5 Z?mi . ui {bs2 g[ox vmQ/c3uJ6
 WoE}=sJ2 xSMi E/q8i 4 x7ml vJyt5t?4Li sfNi :

- ui {bw5 vtm}=q8k5 x7ml ui {bk5 wvJ6gwi 3u4
- xSM5tpsi 3u4 x7ml yKo6tsi 3u4
- WoE}=5 vmps=Q/q9l
- WoE}=sJi xSM5tpsi 3u4

DIRECTORATE

Also known as the Secretary to Cabinet, the Deputy Minister provides overall management and direction to the Executive Branch of government. The Deputy Minister is responsible for the operations of the department and achieving results in the following areas:

- Cabinet and Ministerial support
- Coordination and leadership
- Programs and services
- Departmental management

		2001-2002 fNs/5 xg6g4n5 Main Estimates (\$000)	2000-2001 x6rQx3ymJ5 x3fi i b5 Revised Estimates (\$000)	2000-2001 fNs/5 x3fi i b5 Main Estimates (\$000)
rhj 7mz 5	DESCRIPTION			
w6vNw/6j5 xrosyxq5	Compensation and Benefits	990	850	850
gi /sJ5 x7ml wvJj5	Grants and Contributions	-	-	-
i sDc5bDj5 wqCJj9l	Travel and Transportation	141	258	258
x9M)=oE0Jt5 hN4fb9l	Materials and Supplies	38	30	30
i s=6bsJi 4 vmpcDj5	Purchased Services	68	99	111
7m6ftk5	Utilities	-	-	-
y8g4tbsJi 4 vmpcDj5	Contract Services	230	351	351
xroExo5 xro6hjh9l	Fees & Payments	49	162	162
xyq5 xroExo5	Other Expenses	27	36	36
vt9l Q5 xSM5tJj5	Total Operations and Maintenance	1,543	1,786	1,798
vt9l Q5 xrgjtk5	Total Capital	-	-	-
vt9l Q5 xroExp5	Total Expenditures	1,543	1,786	1,798

cspn6t5 x7ml Nnwpt5

h4fx vmpt5 W?9oxt5tps9l t4 W}=4nc6t5tps9l t4 hoJi 4 w7u4f5 Nn6bsymJi 4 kNK2
 Z?mz k5 r4fgw8NK9l v7h7uDbmsq8i q8i Nn6bsymQxcc5b6g5 W0Jt09l Q5. wvJ6nDbs9l t4
 grhDbsc5b6gk5, X3NwJtk5 vJyt5tJtk5 x7ml cspndtk5, wMost9l Q5 WoE=i cspndt5
 bm4fx xgx6bsc5b3uJ5.

EVALUATION AND STATISTICAL SERVICES

This branch is responsible for the development and provision of accurate and independent data to the government and the general public in the areas of statistics. This data is used to support government in their decision-making, planning, implementation and evaluation, including program evaluations conducted by this branch.

		2001-2002 tNs/5 xg6g4n5 Main Estimates (\$000)	2000-2001 x6rQx3ymJ5 x3ti i b5 Revised Estimates (\$000)	2000-2001 tNs/5 x3ti i b5 Main Estimates (\$000)
rhj 7mz 5	DESCRIPTION			
w6vNw/6t5 xrosyxq5	Compensation and Benefits	471	358	358
gi /sJ5 x7ml wvJt5	Grants and Contributions	-	-	-
i sDc5bDt5 wqCJt9l	Travel and Transportation	35	25	25
x9M}=oE0Jt5 hN4fb9l	Materials and Supplies	19	6	6
i s=6bsJi 4 vmptDt5	Purchased Services	5	5	10
7mdtk5	Utilities	-	-	-
v8gJ4tbsJi 4 vmptDt5	Contract Services	90	115	115
xroExo5 xro6h9l	Fees & Payments	5	6	6
xyq5 xroExo5	Other Expenses	4	1	1
vt9l Q5 xsM5tJt5	Total Operations and Maintenance	629	516	521
vt9l Q5 xrgJtk5	Total Capital	-	-	-
vt9l Q5 xroExp5	Total Expenditures	629	516	521

gnsmlJtoEþ5, xgxZoEþ5 x7ml X3Nwþ5

gnsmlJtoEþ5, xgxZoEþ5 x7ml X3Nwþ5 wvJ6gwpsJ5 xz J6y4f=xi xsM5tps9l t4
WoEctQ4t5tps9l t4 xsM5tþ5 vtm=xi, Wl xax6gu4 cspn6ts9l t4 s0p6h6ts9l t4
xgxZE/sJK5 scsJwps9l t4 Z?mt4f5 xgxZEc5b6bq8i 4, moZ3i 4, yKi Ei x6bz k5 X3NwJti 4
yK9ostbsQxo1i l mo4bst5t9l t4 Z?mt4f5 eMNE/q8i 4 to/symJtQ/q8i l. gnsmt5tþ9o
wvJ6n6tsJ5 Z?mt4f5 W4fujh6tz 8k5 gz jh6tz 8k9l gn6bstbsQxo1i 4 jke4hwpsJ6
gn6tsQxcc5b6g5 kNKusk5 N7mN6tbsc5bd9l Q5.

COMMUNICATIONS, POLICY AND PLANNING

Communications, Policy and Planning provides support to the Directorate in the management and coordination of Cabinet operations, specifically through the provision of analysis and policy advice on government policies, legislation, strategies and priorities as consistent with the Government's vision and mandate. The Communications Division supports the government's public affairs and communications needs by providing timely information to Nunavummut.

		2001-2002 þNs/5 xg6g4n5 Main Estimates (\$000)	2000-2001 x6rQx3ymJ5 x3þi i b5 Revised Estimates (\$000)	2000-2001 þNs/5 x3þi i b5 Main Estimates (\$000)
rhj 7mz 5	DESCRIPTION			
w6vNw/6þ5 xrosyxq5	Compensation and Benefits	950	868	801
gi /sJ5 x7ml wvþþ5	Grants and Contributions	-	-	-
i sDc5bDþ5 wqCJþ9l	Travel and Transportation	45	58	48
x9M)=oE0Jt5 hN4fb9l	Materials and Supplies	69	25	25
i s=6bsJi 4 vmpcDþ5	Purchased Services	133	15	24
þ7m6ftk5	Utilities	-	-	-
þ8gþ4tbsJi 4 vmpcDþ5	Contract Services	85	310	310
xroExò5 xro6hþ9l	Fees & Payments	35	31	11
xyq5 xroExò5	Other Expenses	28	26	3
vt9l Q5 xsM5tJþ5	Total Operations and Maintenance	1,345	1,333	1,222
vt9l Q5 xrgþtk5	Total Capital	-	-	-
vt9l Q5 xroExþ5	Total Expenditures	1,345	1,333	1,222

Z?msctQ4goEp5

Z?mt4f5 xf8i 6h6tq5 xsM5tp4f8i vmPsJ5 xsM5tps9l t4 W?9oxT5tps9l t[l Z?mt4f5 yKi Ei x6b5t8k5 X3NwJtQc5b6bq8i 4, xgxZosDti 4 WQx6tbsJtq8i l WoEctQAbsJi 4 kNK2 Z?mz k5 sfNi Z?mtgc4f8k5, vNbs2 x=4g6ymi q8i Z?m]5, kNyx9l Jy8l Z?mtq5, kN3Jxohul xyq8k5 Z?mtc3=sJ5 x7ml kNc6y6gk5 Z?mtc3=sJ5.

INTERGOVERNMENTAL AFFAIRS

The Intergovernmental Affairs Branch of the Executive is responsible for the management and development of government strategies, policies and initiatives relating to federal, provincial, territorial, circumpolar and aboriginal affairs.

		2001-2002 fNs/5 xg6g4n5 Main Estimates (\$000)	2000-2001 x6rQx3ymJ5 x3fi i b5 Revised Estimates (\$000)	2000-2001 fNs/5 x3fi i b5 Main Estimates (\$000)
rhj 7mz 5	DESCRIPTION			
w6vNw/6]5 xrosyxq5	Compensation and Benefits	669	624	624
gi /sJ5 x7ml wv]5	Grants and Contributions	90	90	90
i sDc5bD]5 wqCJ]9l	Travel and Transportation	65	49	49
x9M)=oE0Jt5 hN4fb9l	Materials and Supplies	13	10	10
i s=6bsJi 4 vmPcD]5	Purchased Services	9	16	18
37mdtk5	Utilities	-	-	-
y8g]4tbsJi 4 vmPcD]5	Contract Services	5	40	40
xroExo5 xro6h]9l	Fees & Payments	7	4	4
xyq5 xroExo5	Other Expenses	3	2	2
vt9l Q5 xsM5tJ]5	Total Operations and Maintenance	861	835	837
vt9l Q5 xrg]tk5	Total Capital	-	-	-
vt9l Q5 xroExp5	Total Expenditures	861	835	837

Z?msct04goEj5
INTERGOVERNMENTAL AFFAIRS

	2001-02 jNs/5 xg6g4n5 Main Estimates (\$000)	2000-01 x6r0x3ymJ5 x3fi i b5 Revised Estimates (\$000)	2000-01 jNs/5 x3fi i b5 Main Estimates (\$000)
gi syx5 x7ml wv}jyx5 Grants and Contributions			
<i>wv}jyx5</i> Contributions			
wkw5 kN3Jxo}nu vtmpq5 WoE=sJ6 xz J6yc3=1u x7ml Z?msct0k5 WoEpsJ5, r[Z6gw9l t4 kNK5 Z?mq8i 4, wvJ6gwK5 xbsysq5gi 4 srs6b6gusi 5 WoExaJi 4 x7ml tusJi 4. W7mEsJ5 p4fx wkw5 srs6b6gusi vtmpq5, r[Z6gwJ5 wkdtq8i 4 srs6b6gusbsJi kNc3gi 4.	90	90	90
Inuit Circumpolar Conference The Department of the Executive and Intergovernmental Affairs, on behalf of the Government of Nunavut, supports and participates in a number of circumpolar initiatives and organizations. Chief among these is the Inuit Circumpolar Conference, representing the Inuit of all the circumpolar lands.			
<i>vt9l Q5 wv}jyx5</i> Total Contributions	90	90	90
<i>vt9l Q5 gi syx5 wv}jyx9l</i> Total Grants and Contributions	90	90	90

kNKu ui {bw5 vtmpq5

xz J6vst5 WoE=0/z wMos0pymK6 yKo6ts2 ttC3=zi 4 x7ml ui {bw5 ttC3=q8i 4. rNs/w5 ni 3?4bsymJ5 yKo6ts2 ttC3=z k5 wMos0pymJ5 ſNs/oxaJi 4 x7ml yKo6ts2, ttC6t7mEs2, gnsmt5ti 3j 5 ttC6ts2 x7ml w6vNw/6tdtQ/qb xSM0Jt4nq8i 4. ui {bw5 ttC3=q5 ſNs/3gtQ/q5 wl i c3S5 &_aJ5 ui {bw5 x7ml w6vNw/6tdtQ/qb ſNs/oxE?4bq8i 4 x7ml xSM0Jt4nq8i 4.

NUNAVUT CABINET

The Executive branch of government includes the Premier’s Office and the Ministers’ Offices. The budget for the Premier’s office includes salaries and operational expenses for the Premier, the Principal Secretary, Press Secretary and support staff. Ministers’ Offices include salaries and operational expenses for the seven Ministers and their support staff.

		2001-2002	2000-2001	2000-2001
		ſNs/5	x6rQx3ymJ5	ſNs/5
		xg6g4n5	x3ſi i b5	x3ſi i b5
		Main	Revised	Main
		Estimates	Estimates	Estimates
		(\$000)	(\$000)	(\$000)
rhj 7mz 5	DESCRIPTION			
w6vNw/6þ5 xrosyxq 5	Compensation and Benefits	2,332	2,337	2,337
gi /sJ5 x7ml wvJþ5	Grants and Contributions	-	-	-
i sDc5bDþ5 wqCJþ9l	Travel and Transportation	812	812	812
x9M)=oE0Jþ5 hN4fb9l	Materials and Supplies	52	62	62
i s=6bsJi 4 vmþcDþ5	Purchased Services	32	38	57
þ7m6vt k5	Utilities	-	-	-
ſ8gþ4tbsJi 4 vmþcDþ5	Contract Services	210	242	242
xroExò5 xro6hþ9l	Fees & Payments	19	18	18
xyq 5 xroExò5	Other Expenses	57	69	69
vt9l Q5 xSM5tJþ5	Total Operations and Maintenance	3,514	3,578	3,597
vt9l Q5 xrgJþtk5	Total Capital	-	-	-
vt9l Q5 xroExpþ5	Total Expenditures	3,514	3,578	3,597

kNKu vuyN

vuyNsJ6 kNK5j 5 t4fx6bsþaK6 Z?mgc4f8i 5 ttC3=c3Li vNbs2 Wd/3JxoE}=z b
 Wd/oxEym/z A5. bwm8N5bs6 x=4g6ymJi r[Z6g6t7mEs9l i, wMq5 vuyNs2 WoExEþq5
 wMos0pymK5 r[Z6gi 3u4 fw8u9l }? xz J6þ7mEsJu9l }?, x7ml WoE?4Li NI Nw6bsymJi 4
 Wd/3JxtA5 WoExE/s/Exo1i 4. Nwnstq5 %_u5 !)_j 5 kNK5 Wd/3Jxz k5 NI Nw6yymJ5
 kNK5j 5 vunNsþ2 WJ8N3i E.z i 4 x7ml vmQ/Exc3bq8i 4.

COMMISSIONER OF NUNAVUT

The Nunavut Commissioner is an appointee of the federal government holding office under an act of Parliament. Similar to a provincial lieutenant governor, some of the roles of the Commissioner include representing the Queen or Sovereign, and performing prescribed constitutional duties. Sections 5 to 10 of the *Nunavut Act* prescribe the authority and responsibilities of the Commissioner of Nunavut.

		2001-2002 þNs/5 xg6g4n5 Main Estimates (\$000)	2000-2001 x6rQx3ymJ5 x3þi i b5 Revised Estimates (\$000)	2000-2001 þNs/5 x3þi i b5 Main Estimates (\$000)
rhj 7mz 5	DESCRIPTION			
w6vNw/6þ5 xrosyxq5	Compensation and Benefits	75	65	65
gi /sJ5 x7ml wvþþ5	Grants and Contributions	-	-	-
i sDc5bDþ5 wqCJþ9l	Travel and Transportation	45	30	30
x9M)=oE0Jþ5 hN4fb9l	Materials and Supplies	5	5	5
i s=6bsJi 4 vmpcDþ5	Purchased Services	7	6	7
þ7mdtk5	Utilities	-	-	-
þ8gþ4tbsJi 4 vmpcDþ5	Contract Services	33	33	33
xroExò5 xro6hþ9l	Fees & Payments	10	10	10
xyq5 xroExò5	Other Expenses	6	5	5
vt9l Q5 xsM5tJþ5	Total Operations and Maintenance	181	154	155
vt9l Q5 xrgþtk5	Total Capital	-	-	-
vt9l Q5 xroExþ5	Total Expenditures	181	154	155

WoE}=5 kNo8k5 k4t6bsi q8k5 xSM5t=4

WoE}=5 kNo8k5 k4t6bsi q8k5 to/symJ5 kNo1k5 k4t6ypsd/s9l t4 WoE=i 4
 N7mN6t8Nhx3l Q5 }ke4h5tx6ymt8Nhx3l Q5. x[M[=z 5 }Ns/oEJti 4 cspn6tsJ6, wonwJt4ni 4
 xgo6tbsdp?4Lt4 x7ml }ke4hwc5b6Lt4 kNo1k5 wl x3i 6nsJi 4 k4t6bs?9oxi x6gi 4.
 k4t6hwp5 x[M[=x WoEctc6g6 nNpoEp4f8i 4 WZMoEp4f8i l, w6vNw/6toEp4f8i l,
 vJyt5tNhx6Lt4 kNo1k5 k4t6bsi x6gi 4. }Ns/oEJt4nq5 k4t6yJbsi x6g5 }ke4h6ymc5b6g5
 }4fNi Z?mt4fz Ji m3}1i, x7ml xz J6y6f=1] qht4.

DECENTRALIZATION SECRETARIAT

The Decentralization Secretariat has the mandate to make decentralization happen in a timely and organized manner. The Secretariat performs financial evaluations, makes training recommendations and establishes a community-specific timeline for decentralization. The Decentralization Secretariat works in conjunction with the Department of Public Works and Services, and the Department of Human Resources, in implementing decentralization. The budget to physically implement decentralization is allocated between these two core departments, and is not held within the Department of Executive and Intergovernmental Affairs.

		2001-2002 }Ns/5 xg6g4n5 Main Estimates (\$000)	2000-2001 x6r0x3ymJ5 x3}i i b5 Revised Estimates (\$000)	2000-2001 }Ns/5 x3}i i b5 Main Estimates (\$000)
rhj 7mz 5	DESCRIPTION			
w6vNw/6}5 xrosyxq 5	Compensation and Benefits	473	473	473
gi /sJ5 x7ml wv}5	Grants and Contributions	-	-	-
i sDc5bD}5 wq CJ}9l	Travel and Transportation	52	52	52
x9M}=oE0J}5 hN4fb9l	Materials and Supplies	10	10	10
i s=6bsJi 4 vmpcD}5	Purchased Services	15	9	15
}7mdtk5	Utilities	-	-	-
y8g}4tbsJi 4 vmpcD}5	Contract Services	12	12	12
xroExò5 xro6h}9l	Fees & Payments	5	5	5
xyq5 xroExò5	Other Expenses	-	-	-
vt9l Q5 xSM5tJ}5	Total Operations and Maintenance	567	561	567
vt9l Q5 xrg}tk5	Total Capital	-	-	-
vt9l Q5 xroEx}5	Total Expenditures	567	561	567

kNK5 §7m6ftoEpqb n6rtbsi z k5 x[M[=4

kNKu §7m6ftoEp4f5 x6ftQ/sMz J5 WQx6t5tJbsl t4 kNKu Wbc6tbsd9l Q5
 vJytbsJ8Nd9l Q5 sx/tA6g5 wfm6fJ5 sx/k6gk9l nN6ftk5 §7m6fJ5 kNo1k5 kNKu @))!_u.

kNK5 §7m6ftoEpqb n6rtbsi z k5 x[M[=4 vmpsMz J6 WQx6t5t5psl i kNKu §7m6ftoEp4f5
 tudtz i 4 k4t6bsi x3mb kNyxu §7m6ftoEp4f5 tudtz k5 vmQ/sJJ5.

b8N WQx6t5t5psJ5 x[M[=z n6rJ3i xJ1m5 srsj5 xbsy3j5 whotbsl i jnp #!, @))!_u.

NUNAVUT POWER CORPORATION IMPLEMENTATION SECRETARIAT

The Nunavut Power Corporation will be the means through which capacity is established in Nunavut to supply and deliver electrical energy to Nunavut communities in 2001.

The Nunavut Power Corporation Implementation Secretariat will oversee the establishment of the Nunavut Power Corporation and the transfer from the Northwest Territories Power Corporation.

This Secretariat was established for a one-year term and will dissolve at March 31, 2001.

		2001-2002 JNs/5 xg6g4n5 Main Estimates (\$000)	2000-2001 x6rQx3ymJ5 x3i i b5 Revised Estimates (\$000)	2000-2001 JNs/5 x3i i b5 Main Estimates (\$000)
rhj 7mz 5	DESCRIPTION			
w6vNw/6J5 xrosyxq5	Compensation and Benefits	-	851	851
gi /sJ5 x7ml wvJ5	Grants and Contributions	-	-	-
i sDc5bD5 wqCJ5 9l	Travel and Transportation	-	534	534
x9M)=oE0Jt5 hN4fb9l	Materials and Supplies	-	14	14
i s=6bsJi 4 vmpcD5	Purchased Services	-	36	36
§7mdtk5	Utilities	-	-	-
y8gJ4tbsJi 4 vmpcD5	Contract Services	-	918	918
xroExò5 xro6hJ9l	Fees & Payments	-	20	20
xyq5 xroExò5	Other Expenses	-	227	227
vt9l Q5 xSM5tJ5	Total Operations and Maintenance	-	2,600	2,600
vt9l Q5 xrgJtk5	Total Capital	-	-	-
vt9l Q5 xroExp5	Total Expenditures	-	2,600	2,600

WoExc3i 6 xyu8i 4 r[Z3gw9l t4
 DETAIL OF WORK PERFORMED ON BEHALF OF THIRD PARTIES

	2001-02 fNs/5 xg6g4n5 Main Estimates (\$000)	2000-01 x6rQx3ymJ5 x3i i b5 Revised Estimates (\$000)	2000-01 fNs/5 x3i i b5 Main Estimates (\$000)
kNK5u ra9o6X6yst xqctQDt s5gWE !(), !((#_u kN5tx2 Z?mq5 xtoscctMs3mb wvJtk5 xqctQAtu4 vNbs2 Z?mq8i 4 fNs/c6tbsi x3Li xgo6tbsi z k5 kNK5u ra9oXu4 xqctQAtu4. fNs/c6tbsi qb yK9o6XaJ5 !)_aJk5 x3Ak5 }6r4ymJ5 xq6bsymJj5 y8gMaJj5 W0Jtc6gj 5 xgo6tbsi z k5 kNK5u ra9o6Xu4 xqctQAtj5 N7mQ/sMs6ymJj 5 mw @%, !((#_u. vtmp3JxaJ5, ttC6bsym9l i }6r4bsJ6 (#_@_@, xq6yMs6ym1mb kNK5u ra9o6Xu4 xqctQAtu4, y8gMaJ6 W0Jtc6g6 xgo6tbsi z k5 kNK5u ra9o6Xu4 xqctQAtu4, bmw4f1i 5 xq6bsymJ6 fNs/c6tbsi 3j5 xqctQAtu4 x7ml x3Abj6ystu4 wvJ6hwi 3j5 xqctQAtu4. kNK5u ra9o6Xu xqctQAt x7ml y8gMaJ6 W0Jtc3g6 kNK5u ra9o6X6ystu4 xq6bsMs6ymJ6 fw1j5 JMw (, !((#_u. xw3Eo !, !(((#_u kNK5 Z?mq5 gi /sMs3mb xq6ymi 3u4 n6rbsd9l A kNK5u ra9o6Xu4 xqctQat x7ml j8N4f5 }pctc6Lt4 wvJyxk5 xqctQAtu4 @))!_@))@ fNs/s2 x3Az k5 xg6Lt4 fNs/w5 sk3i q8k5 NI Nw6bsymJi x3azi *_z i y8gM4u W0Jtc3gu4 xgo6tbsi z k5 kNK5u ra9o6Xu4 xqct}QAtu.	2,600	2,600	2,600
Nunavut Final Agreement On October 19, 1993 the Government of Northwest Territories signed a contribution agreement with the Government of Canada providing funding to implement the Nunavut Final Agreement. Funding levels for the initial 10 year planning period are based on the approved contract relating to the implementation of the Nunavut Final Agreement which was ratified May 25, 1993. Cabinet, in Record of Decision 93-22-2, approved the Nunavut Final Agreement, the contract relating to the implementation of the Nunavut Final Agreement, the Bilateral Funding Agreement and the Annual Contribution Agreement. The Nunavut Final Agreement and the contract relating to the implementation of the Nunavut Final Agreement received Royal Assent on July 9, 1993. On April 1, 1999 the Government of Nunavut inherited the obligation of implementing the Nunavut Final Agreement and is currently negotiating a contribution agreement for the 2001-2002 fiscal year based on the funding levels identified for Year 8 in the contract relating to the Implementation of the Nunavut Final Agreement.			
vt9l Q5 WoE=sJK5 Total Department	2,600	2,600	2,600

x=5g3ymi q5 ñNs/5 xg6g4n5
Distribution of Budget

	xz J6yv3=4 Headquarters (\$000)	er3pl 4 Qikiqtaaluk (\$000)	r?9o6 Kivalliq (\$000)	et3us5 Kitikmeot (\$000)
w6vNw/6tk5 xrosyx5 Compensation and Benefits	5,960	-	-	-
gi /sJ5 x7ml wvJt5 Grants and Contributions	90	-	-	-
i sDc5bDt5 wqCJt9l Travel and Transportation	1,195	-	-	-
x9M}=oE0Jt5 hN4ft9l Materials and Supplies	206	-	-	-
i s=6bsJi 4 vmpcDt5 Purchased Services	269	-	-	-
37m6ftk5 Utilities	-	-	-	-
y8g4tbsJi 4 vmpcDt5 Contract Services	665	-	-	-
xroExo5 xro6h9l Fees & Payments	130	-	-	-
xyq5 xroExo5 Other Expenses	125	-	-	-
vt9l 05 xsm5tJt5 kesmt5tJt9l Total Operations and Maintenance	8,640	-	-	-
vt9l 05 xrgJtk5 Total Capital	-	-	-	-
vt9l 05 xroExb5 Total Expenditures	8,640	-	-	-



ᐃᑦᑎᓄᓐ/ᓄᓄᓄᓄᓄ
ᓄᓄᓄᓄᓄᓄ



FINANCE AND
ADMINISTRATION

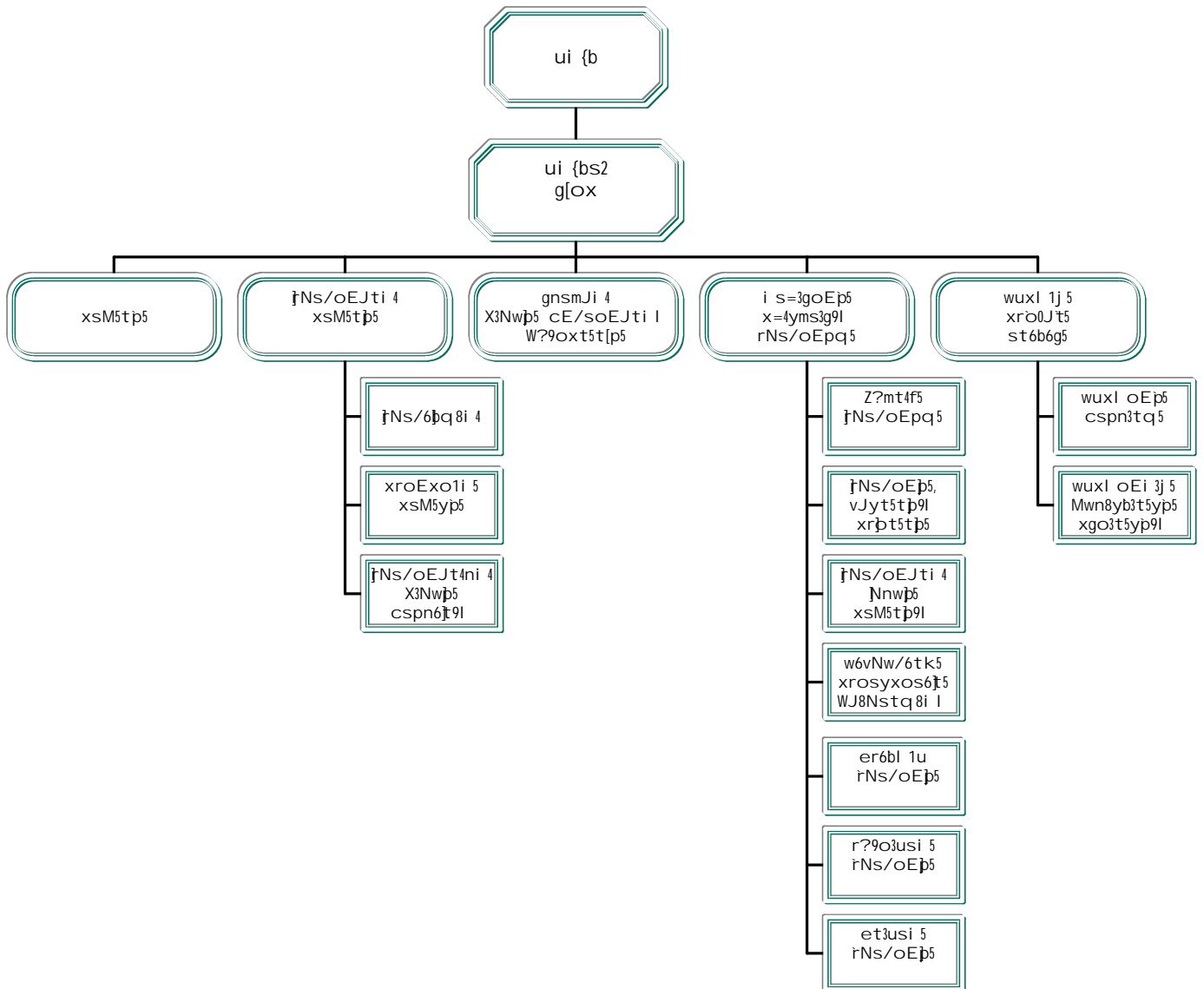
rx9=8 w1
 ui {b

=4g3 gg
 ui {bs2 g[oxb wwJ3tz

CS5 ?3t
 ui {bs2 g[ox

C5 us9v7
 rNs/oEp7mEs2 wwJ3tz

rNs/oE0Jyqb NI Nw/3ymi q5



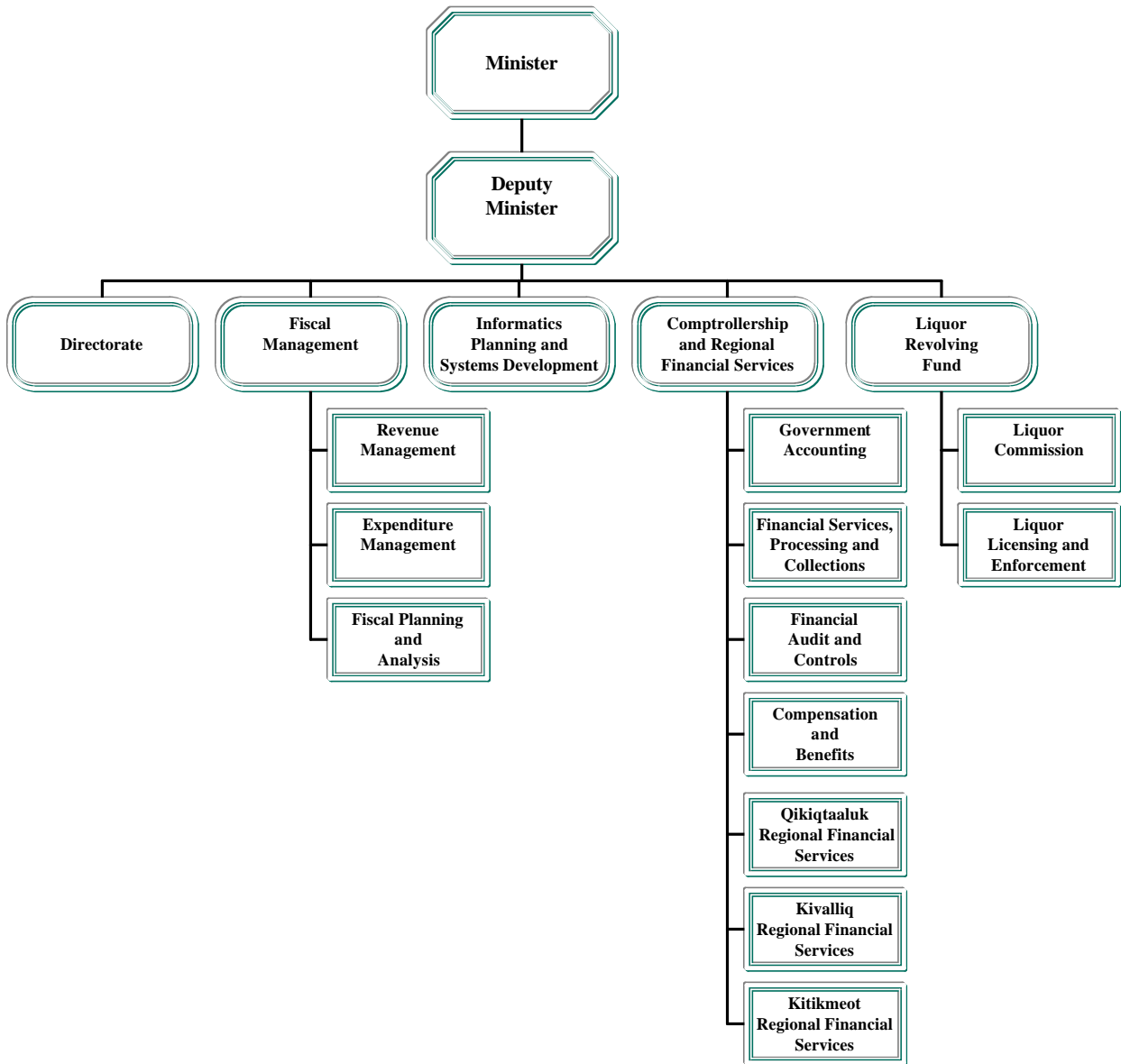
Kelvin Ng
 Minister

Victor Tootoo
 Assistant Deputy Minister

Robert Vardy
 Deputy Minister

Rod Malcolm
 Assistant Comptroller General

ACCOUNTING STRUCTURE CHART



W/4noxaymJ5

†Ns/oEJtk5 xgx6bsQxo1i 4 toypsl t4 yK9o6h6tsl t4 †Ns/oEJ†5 vmQ/s5txd9l Q5, x7ml x5b3Nq5gu4 g8z =cD8Nd9l Q5 kNKusk5 †Ns/4nsbsJ8N6g5, bmgmi nw8N6 W4fuN6t8Nhx3l Q5 †esm†8NChx3l Q5 Z?mt4f5 †Ns/oEJtq5 hoJE/s5txD8Ni x3mb s4W3N3i q5, whmQ/s5txd9l Q5 NI Nq9l t4 Z?mt4f5 xsMbq5.

gCZ3n5

- ◆ gi yc5b3l t4 †Ns/oEp4f5 ui {bz k5 xsM5tpk9l x7ml †Ns/oEJti 4 xsM5tp5 vtmpq8k5 scsJwpsl t4 ckwo?9oxi q8i 4 kNK2 Z?mz b †Ns/oEJtq5 wwJ6ndbsJ5 kNK2 gCChx6bz k5 w7u4†6X9oxi 3j 5, x7ml scsJwpsl t4 cspndbsymJk5 gr†DbsJ=i 3i 4 xgod/symJi l †Ns/oEJttA5 w4W1N3i c3i x6gi 4 k†5 xgo6tbsd/symJ5 vJytbo6Xb x7ml †h8N Z?mt4f5 WQx6tym/q5
- ◆ r[Z6g6tsl t4 kNK2 Z?mtz k5 Z?mtgc4f5 vNbs9l x=4g6ymi z i Z?m†5 †pctQoCz b nS0pymNhx3l t4 kNKus5 W4fuQ/q8i 4 †Ns/6†3=Q?4bq8i 4 †4y/w/6bs?4gi 5 †e4hwoCz b, k6t6bsJtq8i 4, xqJ3Jx9l †Ns/cDbsJ5 vmQ/sJtq5 W0JtQ9l Q5.
- ◆ W?9oxt5tpsl t4 x†Aoj 5 †Ns/oEJ†5 †e4h6ymi q8i 4 x7ml s0p6h6tsl t4 †Ns/oEJt4ni 4 †e4hwoCz b kNK2 Z?mz k5 W}=4ncD8Nd9l Q5 N7mN6yJi 4 Noj N6yJi l x[A6bsJtcd8N3i x3mb †Ns/5 kNK2 Z?mz i 5 WJ5 n6r5tA8N3i x3mb gCChx6bz i 4 yK9ostbsd/sJi l .
- ◆ xgo6t5yl t4 W/sQxo1i 4 †Ns/oEJti 4 vmQ/sQxo1i 4 si 4y6bsQxcc5b6gi 4 kNK2 Z?mz b †Ns/q8i 4 NI Nw6yJbsc5b6gi 4, nStymNhx3l Q9l kNK2 Z?mz b Wdtq5 hoJu4 ttC6bsymt9l Q5 x7ml bmwb vmQ/sJtcd9l Q5 Z?mt4fz J5 †Ns/oEJtq5, vtmpc3=sJ9l to/symJ9l tudtq5 n6r†5tx6gu4 NI Nw/6ymA8N3i x3mb †Ns/oEJtq5 rs5bDbsA8N3l t4 xg6bsQx†5 gi sc6bsc5b6g9l .
- ◆ wonwp5c5b3l t4 Z?mt4fz J5, vtmpc3=sJ9l tudtQ/sJ9l †Ns/oEpq8i 4 cspm5txd9l Q5 †Ns/oEJ†5 etxi xsMbsi Ec5b6bq8i 4, x6ftQc5b6bq8i 4 x7ml si 4y6bsc5b6gi 4 kNK2 Z?mz i .
- ◆ W4fu†EI t4 yKi Ei x6b5t8k5 †Ns/oEJt4ni 4 X3Nwyc5bd9l Q5 xsMbsJtqtA5 nN6ft†Dt4nw9l whmQl Q5 bmw8†kz †uJi 4 †e4ymc5b3i x3mb vJy5txD8N6gi 4 xrgl xq8i 6ni 4 Z?mt4f5 xsMbq5 WoE=q5.

MISSION

To provide policy direction and leadership to ensure fiscal responsibility, and to create a secure base for the Nunavut economy, while promoting and maintaining public confidence in the prudence, propriety and integrity of government operations.

GOALS

- ◆ Provide the Minister of Finance and Administration and the Financial Management Board with advice to maintain a sound Government of Nunavut fiscal position while supporting Nunavut's goal of self-reliance, and to provide analysis and recommendations on the financial implications of new and existing government policies and initiatives.
- ◆ Represent the Government of Nunavut at the federal/provincial negotiations to maintain Nunavut's interests in fiscal areas such as taxation issues, transfer payment arrangements, and macro-economic matters.
- ◆ Develop annually a fiscal framework and oversee the budget development process for the Government of Nunavut to allow for the fair and equitable allocation of resources that reflect the government's goals and priorities.
- ◆ Provide the necessary accounting and financial functions to report the government's fiscal position, to safeguard the physical and financial assets of the Government of Nunavut and to allow departments, boards and agencies to clearly demonstrate their accountability for the utilization of the resources allocated to them.
- ◆ Provide training to the departments, boards and agencies to familiarize staff with the central financial and administrative systems, financial procedures and financial reporting requirements of the Government of Nunavut.
- ◆ Promote the strategic use of information management and technology to support a streamlined and more efficient and cost-effective management of government programs.

x=4g6ymi q5 xroExb5
DETAIL OF EXPENDITURES

		2001-2002 rNs/5 xg6g4n5 Main Estimates (\$000)	2000-2001 x6r0x3ymJ5 x3fi i b5 Revised Estimates (\$000)	2000-2001 rNs/5 x3fi i b5 Main Estimates (\$000)
rhj 7mz 5	DESCRIPTION			
w6vNw/6tk5 xrosyx5	Compensation and Benefits	12,369	11,039	11,039
gi /sJ5 x7ml wvJt5	Grants and Contributions	4,750	3,900	3,900
i sDc5bD5 wqCJt9l	Travel and Transportation	703	858	858
x9M}=oE0Jt5 hN4fb9l	Materials and Supplies	396	281	281
i s=6bs9l t4 vmp0/sJ5	Purchased Services	216	213	328
s7m6ftk5	Utilities	-	-	-
y8g4bs9l t4 vmp0/sJ5	Contract Services	13,628	13,890	7,802
xroExo5 xro6h9l	Fees & Payments	6,647	6,328	6,328
xyq5 xroExo5	Other Expenses	246	231	231
vt9l Q5 xsM5tJt5	Total Operations and Maintenance	38,955	36,740	30,767
vt9l Q5 xrgJtk5	Total Capital	-	250	-
vt9l Q5 xroExb5	Total Expenditures	38,955	36,990	30,767

xsM5tp5

xz J6y4f=xi xsM5tp5 d5t1i 6Xi 4 Z?mt4f8i xsM5tps1mb x7ml s0p6h6ts9l t4
 †Ns/oEJ†5 xsM5tJ†9l vJy5txCl x3mz b to/symJ5 g‡6bs0x‡9l mo4bsd9l Q5,
 Ns4f6tbs0xc3i q5 whm09l Q5 yK9ostbsd/sJ5. ui {bs2 g[ox vmpls1uJ6 x[M4tQ/s9l i
 †Ns/oEJ†i 4 xsM5tp5 vtmpq8k5 x7ml †Ns/oEp3JxE/s9l i bmw8k5 kNK2 Z?mz k5.
 b[?i 5bs6, ttC6bs?9ox=xi wvJ6n6ts1uJ5 FMB vtmpq8k5 x[M[=Q/s9l t4 x7ml 5bs6
 vmpls1uJ5 vJyt5tps9l t4 wk1i 4 w6vNw/6t‡Dtk5 X3NwJbsymJi 4 xsM5tpi , x7ml
 W?9ox5tps9l t4 wonwJti 4 w6vNw/6tk5 s0p6h6ts9l t[| .

DIRECTORATE

The Directorate provides the senior management capacity of the department and ensures that Finance and Administration fulfills its mandate according to specified goals, objectives and priorities. The Deputy Minister also serves as the Secretary of the Financial Management Board and as the Comptroller General for the Government of Nunavut. The Directorate, through the Registrar, provides the Financial Management Board with administrative support. The Directorate is also responsible for implementing an Inuit Employment plan for the department, as well as developing strategies for training and mentoring.

		2001-2002 †Ns/5 xg6g4n5 Main Estimates (\$000)	2000-2001 x6rQx3ymJ5 x3‡i i b5 Revised Estimates (\$000)	2000-2001 †Ns/5 x3‡i i b5 Main Estimates (\$000)
rhj 7mz 5	DESCRIPTION			
w6vNw/6tk5 xrosyx5	Compensation and Benefits	858	734	734
gi /sJ5 x7ml wvJ†5	Grants and Contributions	-	-	-
i sDc5bD†5 wqCJ†9l	Travel and Transportation	100	103	103
x9M}=oE0J†5 hN4fb9l	Materials and Supplies	25	27	27
i s=6bsJi 4 vmpcD†5	Purchased Services	24	16	26
s7m6ftk5	Utilities	-	-	-
y8g‡4tbsJi 4 vmpcD†5	Contract Services	37	37	37
xroExò5 xro6h†9l	Fees & Payments	1,647	13	13
xyq5 xroExò5	Other Expenses	35	35	35
vt9l Q5 xsM5tJ†5	Total Operations and Maintenance	2,726	965	975
vt9l Q5 xrgJ†tk5	Total Capital	-	-	-
vt9l Q5 xroEx‡5	Total Expenditures	2,726	965	975

rNs/oEJti 4 xsM5tp5

rNs/oEJti 4 xsM5tp5 x3r4hwpsJ5 xuhk5 srsk5 rNs/oEJt4ni 4 X3Nwps9l t4 kNK5 Z?mzi; xsM5tpsJ5 x3Caomu jNs/oEJt4ni 4 W?9ox5tps9l t4; euDpsc5b6Lt[I s0p6h6tsJ5 xgo6tbsd/sJ5 mo4bsc5bd9l Q5 rNs/oEp4f5 vtmpq8i rNs/oEJt5 rNs/4nsj9l W0Jt09l Q5 yK9ostbsd/sJ5 xgx6bsd/sJ9l. grbDtcc5b6g5 vNbu kNKul b4y/w/6bsJ8N6gi 4, xpctQabsQxo1i 4 x7ml s0p6h6ts9l t4 rNs/6bDbsc5b6g5 \$4gCstq8i 4 xqDtosDbsc5b6g9l x7ml xyq8i 4 rNs/5 k4t6bsi x6g5 xe4h6ymi Ec5b6bq8i 4 x7ml xsM5tps9l t4 Z?mt4f5 jNs/4f=xi 4, x5b3N6gcdN05 xsMbsJti jNs/k9l \$6yym=sJhi WoE=i .

FISCAL MANAGEMENT

The Fiscal Management Branch develops the multi-year fiscal framework for the Government of Nunavut; manages the annual budget development process; and provides analysis and recommendations to the Financial Management Board on financial and economic conditions that affect the government's fiscal priorities and policies. It provides analysis on Canadian and Nunavut tax regimes, negotiates and monitors the Formula Financing Agreement and other fiscal transfer arrangements, and manages the government's banking, risk management and investment programs.

		2001-2002 jNs/5 xg6g4n5 Main Estimates (\$000)	2000-2001 x6r0x3ymJ5 x3fi i b5 Revised Estimates (\$000)	2000-2001 jNs/5 x3fi i b5 Main Estimates (\$000)
rhj 7mz 5	DESCRIPTION			
w6vNw/6tk5 xrosyx5	Compensation and Benefits	2,233	1,817	1,817
gi /sJ5 x7ml wvJt5	Grants and Contributions	-	-	-
i sDc5bDj5 wqCJj9l	Travel and Transportation	182	168	168
x9M}=oE0Jt5 hN4fb9l	Materials and Supplies	75	50	50
i s=6bsJi 4 vmpcDj5	Purchased Services	37	39	53
s7m6ftk5	Utilities	-	-	-
y8gjtbsJi 4 vmpcDj5	Contract Services	9,623	6,333	85
xroExò5 xro6hjh9l	Fees & Payments	1,532	2,417	2,417
xyq5 xroExò5	Other Expenses	73	27	27
vt9l Q5 xsM5tJt5	Total Operations and Maintenance	13,755	10,851	4,617
vt9l Q5 xrgjtk5	Total Capital	-	-	-
vt9l Q5 xroExp5	Total Expenditures	13,755	10,851	4,617

gnsMJti 4 nN6fti l W?9ox5t5tp5

gnsmc5bstAti 4 X3Nwp5 nN6fti l W?9ox5t5tp5 ke4hwc5b6g5 bmw8i 4 gnsMJt5
nN6ftq8i 4 Z?mt4f8i , W?9ox5t5tps9l t[l X3NwJbsc5b6gi 4 xgxZE/s0xo1i 4
ke4hwJpc5b6g5 x7ml xsM5tps9l t4 nN6ft5 W?9ox5t5tp5 Jtq8i 4. Jfx5bs6 vmps1uJ5
WoEct09l Q5 nNpoEp4f5 WZMoEp4f9l ke4hwpsc5b6Lt4 wos6vwps9l t4,
xsM5tps9l t4 kesmt5tps9l t4 cEbs/i 4 wM4fJq8i l xyq8i 4 hN4fJcDti 4 bmw8k5
Z?mt4fz Jk5 trnwJz b WQxc6bui 4 vmps9l t4 x[M]=q8i nN6ft4ni 4.

INFORMATICS PLANNING AND SYSTEMS DEVELOPMENT

The Informatics Planning and Systems Development Branch establishes the overall Information Technology strategy for the government, develops the appropriate policy framework and sets the standards and coordinates the system development process. The branch also works closely with the Department of Public Works and Services which is responsible for the installation, operation and maintenance of computer systems, networks and client departments which are responsible for determining system requirements to meet their needs.

		2001-2002 JNs/5 xg6g4n5 Main Estimates (\$000)	2000-2001 x6rQx3ymJ5 x3Ji i b5 Revised Estimates (\$000)	2000-2001 JNs/5 x3Ji i b5 Main Estimates (\$000)
rhj 7mz 5	DESCRIPTION			
w6vNw/6tk5 xrosyx5	Compensation and Benefits	591	582	582
gi /sJ5 x7ml wvJt5	Grants and Contributions	-	-	-
i sDc5bDt5 wqCJt9l	Travel and Transportation	50	67	67
x9M}=oE0Jt5 hN4fb9l	Materials and Supplies	35	36	36
i s=6bsJi 4 vmpcDt5	Purchased Services	55	50	60
s7m6ftk5	Utilities	-	-	-
y8gJ4tbsJi 4 vmpcDt5	Contract Services	3,893	7,412	7,572
xroExo5 xro6hJ9l	Fees & Payments	-	3	3
xyq5 xroExo5	Other Expenses	30	33	33
vt9l Q5 xsM5tJt5	Total Operations and Maintenance	4,654	8,183	8,353
vt9l Q5 xrgJtk5	Total Capital	-	-	-
vt9l Q5 xroExp5	Total Expenditures	4,654	8,183	8,353

ᐃNs/oEp7mE5 x=4g6ymi q8i l ᐃNs/oEp5

ᐃNs/oEp7mE5 x=4g6ymi q8i l ᐃNs/oEJti4 vmp5 ᐃfNi WoE=sJi ᐃNs/oEJtc3=sJ5, w6vNw/6tk5 xro6hwJtcs6Lt4 Z?mt4f9l xroExoq8i 4 vmpsJ5; ᐃMst9l Q5 ᐃNs/oEJtbq5, xgx6bsQxp9l mo4bsQxp9l ; xesmt5tps9l t4 ttC6bq8i 4 Z?mt4f5 xsMbsi z k5 ᐃNs/oEJtq8i 4; x7ml ᐃe4hwc5b3uJ5 Z?mt4f5 x3Aoj5 ᐃNs/oEJt5 si 4yq8i 4, si 4vsbsc5v3mb r4fgw8Nk5 bf4nsQxo1i 4 kNK2 Z?mzi . ᐃfx5bs6 Nnwpsc5b3uJ5 Z?mt4f5 wl xi ᐃNs/5 xsM?9oxi q8i 4, ᐃe4hwps?4Lt| ᐃN/soEJt5 xsMi Ei x6bq8i 4 Z?mt4f5 to/sym=0/q8i wvJ6n6LQ5 xgw8Nst5tJ5.

COMPTROLLERSHIP AND REGIONAL FINANCIAL SERVICES

The Comptrollership and Regional Financial Services Branch provides the accounting, payroll and expenditure functions for government, including the necessary financial systems, processes and procedures. It also performs maintenance of a Chart of Accounts for government operations, and preparation of the annual Statement of Public Accounts, which is a public reporting of financial activities. As well, it provides an accounting management framework that supports government mandates and ensures that effective policies governing regulatory functions are in place.

		2001-2002 ᐃNs/5 xg6g4n5 Main Estimates (\$000)	2000-2001 x6rQx3ymJ5 x3ᐃi i b5 Revised Estimates (\$000)	2000-2001 ᐃNs/5 x3ᐃi i b5 Main Estimates (\$000)
rhj 7mz 5	DESCRIPTION			
w6vNw/6tk5 xrosyx5	Compensation and Benefits	8,687	7,906	7,906
gi /sJ5 x7ml wvJt5	Grants and Contributions	4,750	3,900	3,900
i sDc5bDᐃ5 wqCJᐃ9l	Travel and Transportation	371	520	520
x9M}=oE0Jt5 hN4fb9l	Materials and Supplies	261	168	168
i s=6bsJi 4 vmpcDᐃ5	Purchased Services	100	108	189
s7m6ftk5	Utilities	-	-	-
ᐃ8gᐃ4tbsJi 4 vmpcDᐃ5	Contract Services	75	108	108
xroExo5 xro6hᐃ9l	Fees & Payments	3,468	3,895	3,895
xyq5 xroExo5	Other Expenses	108	136	136
vt9l Q5 xsM5tJt5	Total Operations and Maintenance	17,820	16,741	16,822
vt9l Q5 xrgJtk5	Total Capital	-	250	-
vt9l Q5 xroExp5	Total Expenditures	17,820	16,991	16,822

rNs/oEp7mE5 x=4g6ymi q8i I jNs/oEp5
 COMPTROLLERSHIP AND REGIONAL FINANCIAL SERVICES

	2001-2002 jNs/5 xg6g4n5 Main Estimates (\$000)	2000-2001 x6r0x3ymJ5 x3i i b5 Revised Estimates (\$000)	2000-2001 jNs/5 x3i i b5 Main Estimates (\$000)
gi syx5 x7ml wvJyx5 Grants and Contributions			
<i>wvJyx5 Contributions</i>			
s7mdtk5 wvJyx5 xqCE/sJK5 nN=sJK9l wvJbs?4g5 cs7mdtk5.	4,750	3,900	3,900
Power Subsidy Domestic and commercial power subsidies to consumers of electricity.			
<i>vt9l Q5 wvJyx5 Total Contributions</i>	4,750	3,900	3,900
<i>vt9l Q5 gi syx5 wvJyx9l Total Grants and Contributions</i>	4,750	3,900	3,900

wuxl oEi 3j 5 vtmp5 rNs/q5b xsMi E?4bq5

wuxl oEp4f5 rNs/q5b xsMi E?4bq5 x6r5bsMs3ymJ5 wuxl oEi 3j 5 Wd/z A5 x7m xgw8Nst5y?4Lt4 xrgJtk5 rNs/oE0Jt4nq8k5 x7m xsM5y0Jt4nq8k5 wuxl oEi 3j 5 Mwn8yb3t5yp5 vtmpq8k5 x7m wuxl oEp4f5 cspn3tq8k5. wuxl oEi 3j 5 Mwn8yb3t5yp5 vtmpq5 vmQ/c3g5 x0p0q5gi 4 Mwn8yba?4gi 4 WJ8NstbDti 4 x7m xgo3tbsd9l Q5 wuxl 1j 5 gCz J5 Wd/5 r9oQ/s?4g9l . wuxl oEi 3j 5 cspn3t5 vmQ/c3g5 i s=c5b3i 3u5, y3l xü5t5yi 3u5 x7m gi yps?4Lt4 wuxl 1i 5 kNK5usk5. bm4f5 vtmp5 cspn3t4f9l rNs/c3tbsJ5 wuxl 5 i s3Dbs?8i q8k5.

LIQUOR COMMISSION REVOLVING FUND

The Liquor Commission Revolving Fund was established under the Liquor Act and provides working capital to finance and administer the operations of the Liquor Licensing Board and the Liquor Commission. The Liquor Licensing Board is responsible for issuance of all types of liquor permits and for the enforcement of liquor-related regulations and restrictions. The Liquor Commission is responsible for the purchase, warehousing and distribution of all alcoholic beverages in Nunavut. Both the Board and Commission are funded by the sale of alcoholic beverages.

	2001-2002 rNs/5 xg6g4n5 Main Estimates (\$000)	2000-2001 x6r0x3ymJ5 x3i i b5 Revised Estimates (\$000)
Operating Results		
<i>rNs/ox5</i>		
Income		
wuxl w5 i s3DbsJui 5	3,174	2,806
xy5t8i 5 kNi 5 WJ8Nst5	244	232
xyq5 rNs/3bui 5	4	4
wu3=01k5 Mwnb3t5yp5 vtmpq5b rNs/3bq5	124	112
<i>vt9l Q5 rNs/ox5</i>	3,546	3,154
Expenses		
<i>xroEx05</i>		
rNs0/4na?4g5 wv3C3yst9l	192	183
xyq5 xroEx05	127	114
xrq5 i s3DtsJui 5	1,180	1,062
wuxl =oi 4 Mwnb3t5yp5 vtmpq5b xrosyxq5 WJ8Nstq9l	100	37
wuxl =i 4 Mwnb3t5yp5 vtmpq5b xyq8k5 xroExoq5	150	48
<i>vt9l Q5 xroEx05</i>	1,749	1,444
<i>xux4f5</i>	1,797	1,710
Surplus		

x=5g3ymi q5 ñNs/5 xg6g4n5
DISTRIBUTION OF BUDGET

	xz J6yv3=4 Headquarters (\$000)	er3þl 4 Qikiqtaaluk (\$000)	r?9o6 Kivalliq (\$000)	et3us5 Kitikmeot (\$000)
w6vNw/6tk5 xrosyx5 Compensation and Benefits	8,888	1,330	1,131	1,020
gi syx5 x7ml wvÿyx5 Grants and Contributions	4,750	-	-	-
i sDc5bD]t5 x7ml wqCJ]t5 Travel and Transportation	562	51	48	42
x9M}=oE0J]t5 hN4ft9l Materials and Supplies	302	34	32	28
i s=6bsJi 4 vmpcD]t5 Purchased Services	169	17	16	14
þ7m6ftk5 Utilities	-	-	-	-
ÿ8g]4bsJi 4 vmpcD]t5 Contract Services	13,628	-	-	-
xroExò5 xro6hþ9l Fees & Payments	6,600	17	16	14
xyq5 xroExò5 Other Expenses	199	17	16	14
vt9l 05 xsM5tJ]t5 þesmt5tJ]t9l Total Operations and Maintenance	35,098	1,466	1,259	1,132
vt9l 05 xrgÿtk5 Total Capital	-	-	-	-
vt9l 05 xroExp5 Total Expenditures	35,098	1,466	1,259	1,132



w6vNw/6toE p5



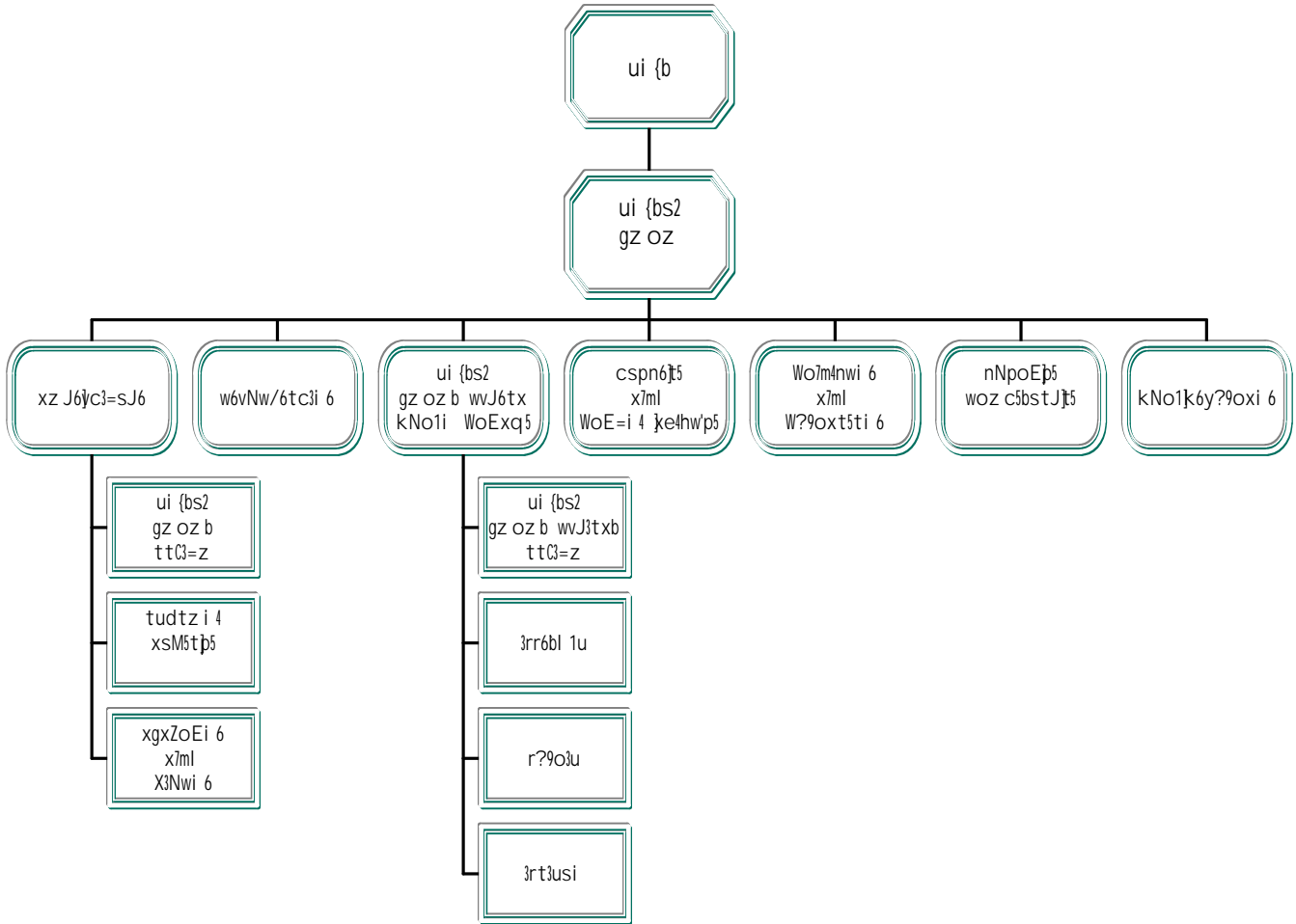
HUMAN
RESOURCES

rx9=8 w1
ui {b

†=5 suAw5g6
ui {bs2 g[ox

b7 b7n8
ui {bs2 g[ox wvJ3tx

rNs/oE0Jyqb NI Nw/3ymi q5

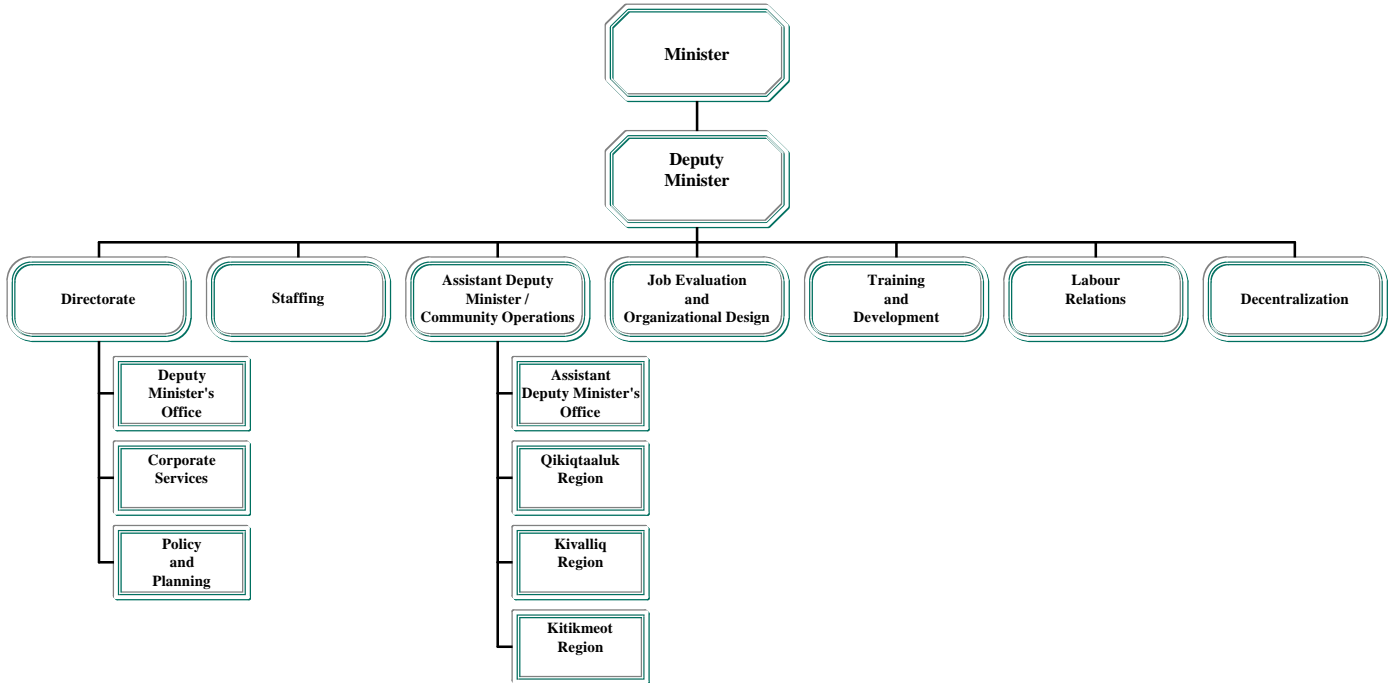


Kelvin Ng
Minister

David Omilgoitok
Deputy Minister

Tom Thompson
Assistant Deputy Minister

ACCOUNTING STRUCTURE CHART



W/4noxaymJ5

bm4fx to/symJt0/q5 w6vNw/6toEp4f5, xgxZc6Lt4 s4WE/sJi 4 WNhx6bKtA5
ke4bsJ=i 3i 4 xgxZE/si x3mb w6vNw/6toChxDtk5, WoExi 4 cspnDtk5 W?9oxT5tJtk9l,
nNpoEpK9l woz JbsJK5 x7ml w6vNw/6toEJti 4 xSM5tpk5 bmw8i Z?mt4fz Ji
tudtq8i l xJq6yNhx6Lt4 WsyPoDbsA8N6gi 4 Z?mt4f5 w6vNw/6toEJtq8i 4 bmw8i
kNK2 Z?mz i .

gCZ3n5

- ◆ xe4hwNhxDM9l t4 vJy5txD8N6gi 4, xg3i c6gi 4 cspm5tx6gi 4 Z?mt4f5 w6vNw/6tq8i 4,
rs5b5txD8N6gi 4 kNo1usk5 vmps=0/q8k5 x7ml r[Z6g3i 6nsJi 4 kNKusi 4.
- ◆ WoEct0l 05 kNp5 kNo1us5 xJq8i 6nso6X9oxi x3mb.
- ◆ ttC6bst9l 05 kesmw8N6t9l 09l W/Egl xq8i 6nw5 gryN3i 6nw5 xgxZE/sJ5.
- ◆ W?9oxT5tl t4 kesmt5tl t[l Wytsi 6ni 4 w6vNw/6tk5 cspmJti 4 w6vNw/6toEJti l
bmw8k5 Z?mt4fz Jk5 xg6bsi x6gi 4 tudt0/sJK9l kNK2 Z?mz k5.
- ◆ W?9oxT5tl t4 xSM5tpsl t[l xg3i c6gi 4 vJy5txD8N6gi l w6vNw/6toEJti 4
w6vNw/6toEp4f8i .

MISSION

The Department of Human Resources, through the guiding principles of Pinasuaqtavut, provides recruitment, job evaluation, training and development, labour relations and human resource management support to all departments and agencies to promote excellence in the public service of the Government of Nunavut.

GOALS

- ◆ Build an effective, functional and skilled public service, which is responsive to the public it serves and increasingly representative of the population of Nunavut.
- ◆ Work with communities to create community capacity building.
- ◆ Write and maintain simple and understandable policies.
- ◆ Develop and maintain high quality human resource programs and services to support all departments and agencies of the Government of Nunavut.
- ◆ Develop and manage an effective and efficient Department of Human Resources.

x=4g6ymi q5 xroExb5
DETAIL OF EXPENDITURES

		2001-2002 fNs/5 xg6g4n5 Main Estimates (\$000)	2000-2001 x6r0x3ymJ5 x3fi i b5 Revised Estimates (\$000)	2000-2001 fNs/5 x3fi i b5 Main Estimates (\$000)
rhj 7mz 5	DESCRIPTION			
w6vNw/6tk5 xrosyx5	Compensation and Benefits	5,669	4,931	5,226
gi /sh5 x7ml wvJt5	Grants and Contributions	500	-	-
i sDc5bDj5 wqCJt9l	Travel and Transportation	2,640	2,921	2,933
x9M}=oE0Jt5 hN4fb9l	Materials and Supplies	285	279	279
i s=6bsl t4 vmpQ/sJ5	Purchased Services	6,045	6,057	6,293
57m6ftk5	Utilities	-	-	-
y8gD4bs9l t4 vmpQ/sJ5	Contract Services	2,183	603	243
xroExo5 xro6h9l	Fees & Payments	874	2,481	2,548
xyq5 xroExo5	Other Expenses	302	248	248
vt9l Q5 xSM5tJt5	Total Operations and Maintenance	18,498	17,520	17,770
vt9l Q5 xrgJtk5	Total Capital	-	-	-
vt9l Q5 xroExb5	Total Expenditures	18,498	17,520	17,770

xSM5tp5

xz J6y4f=xi wko4 ui {bs2 g[oxb x[M[=z i 4, yK7j x4n6bs0xo1i 4 X3Nwp5 x7ml tudtz i 4
 vmpsJ5 b}?] 5g5 WoE=1u. xz J6y4f=xi us5 vmpsJ5 bmw8i 4 WoE=sJi 4 grox6t5tps9l t4
 scsJwpsJ5 b}?I Z?mt4fz Ji xz J6y4f=xi vmps1uJ5 s0p6h6ts9l t4 si 4y3=s?4Lt4
 Z?mt4f8k5 W0x6tbsymJK5 xgx6LA ttC6bsymJ6 wMz @#_u kNK2 moZzi xqDbsymJu,
 x7ml W?9oxt5tps9l t4 xSM5tps9l t[| fNs/oEJt4ni 4, W?9oxt5tps9l t4 WoE=i
 yK7j x4n6bs0xi 1i 4 xgxZE/s0xo1i l x7ml wvJ6n6ts9l t4 u{bs2 x[M[=z i WoEpi 4.

DIRECTORATE

The Directorate consists of the Deputy Minister's office, policy and planning and corporate services functions. The Directorate is responsible for the overall direction of the Department. It is also responsible for monitoring and reporting on the Government's initiatives related to Article 23 of the *Nunavut Land Claims Agreement*, as well as developing and controlling budgets, developing policy and procedures and providing support to the Minister's office.

		2001-2002 fNs/5 xg6g4n5 Main Estimates (\$000)	2000-2001 x6rQx3ymJ5 x3fi i b5 Revised Estimates (\$000)	2000-2001 fNs/5 x3fi i b5 Main Estimates (\$000)
rhj 7mz 5	DESCRIPTION			
w6vNw/6tk5 xrosyx5	Compensation and Benefits	797	714	714
gi /sh5 x7ml wvJt5	Grants and Contributions	-	-	-
i sDc5bDt5 wqCJt9l	Travel and Transportation	83	71	71
x9M}=oE0Jt5 hN4fb9l	Materials and Supplies	30	28	28
i s=6bsl t4 vmpQ/sJ5	Purchased Services	67	40	55
57m6ftk5	Utilities	-	-	-
y8g4bs9l t4 vmpQ/sJ5	Contract Services	20	20	20
xroExo5 xro6h9l	Fees & Payments	28	37	37
xyq5 xroExo5	Other Expenses	54	42	42
vt9l Q5 xSM5tJt5	Total Operations and Maintenance	1,079	952	967
vt9l Q5 xrgJtk5	Total Capital	-	-	-
vt9l Q5 xroExp5	Total Expenditures	1,079	952	967

w6vNw/6t6t5tp5

w6vNw/6t6t5tp5 vmpsJ5 yK7j x4n6bs0xo1i 4 W?9oxt5tps9l t4, xgxZE/s0xo1i l moZE/s0xo1i l w0Jt09l 05 w6vNw/6t6t5tp5 w6vNw/6t4ni l iDx6yJ5 Z?mt4f5 wl xi . 4fx5bs6 vmps1uJ5 wvJ6n6ts9l t4 x7ml jNs/oEJtq8i 4 Nnwps9l t4 tudt/Q/sJ5 to/syA8N6Lt4 w6vNw/6t6t5tA8N6Lt4.

STAFFING

The Staffing Branch is responsible for policy development, procedures and guidelines concerning the recruitment and selection process within the Government. The Branch also assists and audits agencies with delegated recruitment authority.

		2001-2002	2000-2001	2000-2001
		jNs/5	x6r0x3ymJ5	jNs/5
		xg6g4n5	x3i i b5	x3i i b5
		Main	Revised	Main
		Estimates	Estimates	Estimates
		(\$000)	(\$000)	(\$000)
rhj 7mz 5	DESCRIPTION			
w6vNw/6tk5 xrosyx5	Compensation and Benefits	564	643	643
gi /sh5 x7ml wvJ5	Grants and Contributions	-	-	-
i sDc5bD5 wqCJ5 9l	Travel and Transportation	1,513	1,635	1,647
x9M)=oE0Jt5 hN4fb9l	Materials and Supplies	23	26	26
i s=6bsl t4 vmpQ/sJ5	Purchased Services	4,616	4,523	4,814
37m6ftk5	Utilities	-	-	-
y8g4bs9l t4 vmpQ/sJ5	Contract Services	10	10	10
xroEx05 xro6h9l	Fees & Payments	246	269	271
xyq5 xroEx05	Other Expenses	78	80	80
vt9l 05 xSM5tJ5	Total Operations and Maintenance	7,050	7,186	7,491
vt9l 05 xrgJtk5	Total Capital	-	-	-
vt9l 05 xroExp5	Total Expenditures	7,050	7,186	7,491

ui {bs2 g[oxb wwJ6txFkNo1i WoExq5

8N WoE=4 xz J6yc3=sJ6 s0p6h6ts9l i kNo1i WoExE/sJi 4 er6bl 1u, r?9o3u x7ml et3usi. kNosct0=sJi WNhxE/sJ5 x=4g6ymi q8i scsJwpsJ5 xsM5tpk5 bmw8koj6 x0p0q5gk5 Z?mt4f8k5 w6vNw/6t06t5tps9l t4.

ASSISTANT DEPUTY MINISTER/COMMUNITY OPERATIONS

This Branch oversees the community operations in the Qikiqtaaluk, Kivalliq and Kitikmeot regions. Community Operations also act as advisors to management on a full range of human resource issues.

		2001-2002 fNs/5 xg6g4n5 Main Estimates (\$000)	2000-2001 x6r0x3ymJ5 x3fi i b5 Revised Estimates (\$000)	2000-2001 fNs/5 x3fi i b5 Main Estimates (\$000)
rhj 7mz 5	DESCRIPTION			
w6vNw/6tk5 xrosyx5	Compensation and Benefits	1,446	1,390	1,390
gi /sh5 x7ml wvJt5	Grants and Contributions	-	-	-
i sDc5bD5t5 wqCJt9l	Travel and Transportation	294	269	269
x9M}=oE0Jt5 hN4fb9l	Materials and Supplies	71	54	54
i s=6bsl t4 vmpQ/sJ5	Purchased Services	370	301	216
37m6ftk5	Utilities	-	-	-
y8g04bs9l t4 vmpQ/sJ5	Contract Services	45	35	35
xroEx05 xro6hh9l	Fees & Payments	36	65	65
xyq5 xroEx05	Other Expenses	80	47	47
vt9l Q5 xsM5tJt5	Total Operations and Maintenance	2,342	2,161	2,076
vt9l Q5 xrgJtk5	Total Capital	-	-	-
vt9l Q5 xroExp5	Total Expenditures	2,342	2,161	2,076

w6vNw/6ti 4 cspns}5 x7ml tudtq8i 4 }ke4hwp5

w6vNw/6ti 4 cspnw}5 tudtq8i l }ke4hwp5 vmpsJ5 scsJwps9l t4 xyui 4
 Z?mt4fz J5 tudtb WoE=q8i 4 }ke4hwpsc5b6Lt4 x7ml w6vNw}E/sJi 4
 si }yosc5b6Lt4, vmQ/s5tx3i q8i 4 cspn6ts9l t4 W?9oxt5tps9l t4, wvJ6ts9l t4
 xJq8i E/sJi 4 si }yoso}z b NI Nw/wps9l t4, vJyt5tps9l t4 x3Nsi q5
 xatsi q9] 8] 5 wh}hl Q/sQxcq8i q8i 4 w6vNw/3=1u cspn6tsJ5 w6vNw}c3=sJi 4
 x7ml scsJwps9l t4 W?9oxtbsQxc6gi 4 k}i 4 nN6fy3i 4 }ke4h6bsJc}z 5.

JOB EVALUATION AND ORGANIZATIONAL DESIGN

The Job Evaluation and Organization Design Branch is responsible for providing advice to other departments on organizational designs, preparing job descriptions, performance development, assisting development of competency profiles, implementing a gender neutral job evaluation system, evaluating jobs and providing advice on developing innovative work arrangements.

		2001-2002 }Ns/5 xg6g4n5 Main Estimates (\$000)	2000-2001 x6rQx3ymJ5 x3}i i b5 Revised Estimates (\$000)	2000-2001 }Ns/5 x3}i i b5 Main Estimates (\$000)
rhj 7mz 5	DESCRIPTION			
w6vNw/6tk5 xrosyx5	Compensation and Benefits	498	488	488
gi /s}h5 x7ml wv}j}5	Grants and Contributions	-	-	-
i sDc5bD}5 wq CJ}9l	Travel and Transportation	57	78	78
x9M}=oEOJ}t5 hN4fb9l	Materials and Supplies	23	22	22
i s=6bsl t4 vmpQ/sJ5	Purchased Services	21	16	21
}7m6ftk5	Utilities	-	-	-
y8g}4bs9l t4 vmpQ/sJ5	Contract Services	28	54	54
xroEx}5 xro6h}9l	Fees & Payments	28	28	28
xyq5 xroEx}5	Other Expenses	30	15	15
vt9l Q5 xSM5tJ}t5	Total Operations and Maintenance	685	701	706
vt9l Q5 xrg}j}tk5	Total Capital	-	-	-
vt9l Q5 xroExp5	Total Expenditures	685	701	706

nNpoEJtk5 woz c5bstJt5

nNpoEp5 vmppsJ5 cspmps9l t4 nNpoEJti 4 WoEct05txDti 4 scsJwps9l t4 x7ml
vmpps9l t4 w6vNw/6ti 4, Z?mt4fz Ji 4, kNo1us9l tudtq8i 4 Z?mtq8i . vmpps1uJ5
xw?vb4ts9l t4 xp6bsymQxo1i 4 w6vNw/6toEJti 4 xqDbsQxc9i 4 w6vNw/6t5
vg0pct0q8k5. vmpps1uJ5bs6 xSM5tps9l t4 gros6t5tps9l t4 xqDbsQxc9i 4
w6vNw/6tcDti , w6vNw/6tcDtk5 cspmps9l t4 yKj x4n6bsQxcc5b6gi 4 xgxZi 4
moZi l .

LABOUR RELATIONS

The Labour Relations Branch is responsible for providing professional labour relations advice and services to employees, departments, and public sector organizations. The Branch is responsible for negotiating collective bargaining with unions. It is also responsible for administering and interpreting collective agreements, human resource policies and procedures.

		2001-2002	2000-2001	2000-2001
		†Ns/5	x6rQx3ymJ5	†Ns/5
		xg6g4n5	x3fi i b5	x3fi i b5
		Main	Revised	Main
		Estimates	Estimates	Estimates
		(\$000)	(\$000)	(\$000)
rhj 7mz 5	DESCRIPTION			
w6vNw/6tk5 xrosyx5	Compensation and Benefits	618	590	590
gi /sh5 x7ml wvJt5	Grants and Contributions	-	-	-
i sDc5bDt5 wqCJt9l	Travel and Transportation	97	91	91
x9M}=oE0Jt5 hN4fb9l	Materials and Supplies	27	78	78
i s=6bsl t4 vmpQ/sJ5	Purchased Services	122	17	22
57m6ftk5	Utilities	-	-	-
y8g4bs9l t4 vmpQ/sJ5	Contract Services	110	-	-
xroEx05 xro6hh9l	Fees & Payments	21	83	83
xyq5 xroEx05	Other Expenses	35	28	28
vt9l Q5 xSM5tJt5	Total Operations and Maintenance	1,030	887	892
vt9l Q5 xrgJtk5	Total Capital	-	-	-
vt9l Q5 xroExp5	Total Expenditures	1,030	887	892

WoE}=5 kNo1k5 k4t6bs?9oxi q5

w6vNw/6toEp4f5, sc9Mctcsc5b6Lt4 w6vNw/3=i 4 k4t6y?9oxt5tp5 x[M[=zi 4, vmps1uJ5 NI Nw/wps9l t4 x7ml W?9oxt5tps9l t4 xgxZE/si x6gi 4 moZE/si x3gi l w6vNw/6t5 k4t6bsJtq8k5 kNo1k5 WoE=q5 k4t6bsZz b w6vNw/6t5t5tps9l t[l, WQx6t5tps9l t4 k4t6yJti 4 hN4fbq8i 4 w[l cDtq8i 4 w6vNw/6t5, won6bsJtq8i l w6vNw/6t5E/sJ5 WomQs6nsti 4 wo6fyE/sJK5 gz =0/sJi 4 grysmt5tps9l t4 bmw8k5 k4t6bsi x6gk5 w6vNw/6tk5.

DECENTRALIZATION

The Department of Human Resources, in consultation with the Decentralization Secretariat, is responsible for defining and developing the terms and conditions of employees affected by decentralization. It also provides staffing services, initiation of removal and housing, employee training and orientation to all decentralized employees.

		2001-2002 fNs/5 xg6g4n5 Main Estimates (\$000)	2000-2001 x6r0x3ymJ5 x3fi i b5 Revised Estimates (\$000)	2000-2001 fNs/5 x3fi i b5 Main Estimates (\$000)
rhj 7mz 5	DESCRIPTION			
w6vNw/6tk5 xrosyx5	Compensation and Benefits	250	271	591
gi /sh5 x7ml wvJt5	Grants and Contributions	500	-	-
i sDc5bD5 wqCJt9l	Travel and Transportation	390	732	732
x9M}=oE0Jt5 hN4fb9l	Materials and Supplies	18	25	25
i s=6bsl t4 vmpQ/sJ5	Purchased Services	773	1,139	1,139
57m6ftk5	Utilities	-	-	-
y8g4bs9l t4 vmpQ/sJ5	Contract Services	15	21	21
xroExò5 xro6hh9l	Fees & Payments	353	812	492
xyq5 xroExò5	Other Expenses	-	-	-
vt9l Q5 xSM5tJt5	Total Operations and Maintenance	2,299	3,000	3,000
vt9l Q5 xrgJtk5	Total Capital	-	-	-
vt9l Q5 xroExp5	Total Expenditures	2,299	3,000	3,000

WoE}=5 kNo1k5 k4t6bs?9oxi q5
 DECENTRALIZATION

	2001-2002 fNs/5 xg6g4n5 Main Estimates (\$000)	2000-2001 x6r0x3ymJ5 x3fi i b5 Revised Estimates (\$000)	2000-2001 fNs/5 x3fi i b5 Main Estimates (\$000)
gi syx5 wv}jyx9l Grants and Contributions			
<i>wv}jyx5</i> Contributions			
kNKu yM5g4n3=[Jx6 vJyt5tJt4ni l w6vNw/6pChx6gk5 wonwJti 4 kNo1i Z?mt4f8i WoE}=5 k4t6bst9l Q5 w6vNw/6pE/si x6gi 4.	500	-	-
Nunavut Arctic College Funding provided to Nunavut Arctic College for the development and delivery of pre-employment programs in the communities affected by decentralization.			
<i>vtl Q5 wv}jyx5</i> Total Contributions	500	-	-
<i>vtl Q5 gi syx5 wv}jyx9l</i> Total Grants and Contributions	500	-	-

x=5g3ymi q5 ñNs/5 xg6g4n5
DISTRIBUTION OF BUDGET

	xz J6yv3=4 Headquarters (\$000)	er3pl 4 Qikiqtaaluk (\$000)	r?9o6 Kivalliq (\$000)	et3us5 Kitikmeot (\$000)
w6vNw/6tk5 xrosyx5 Compensation and Benefits	4,357	434	425	453
gi /sJ5 x7ml wvJ6bsJ5 Grants and Contributions	500	-	-	-
i sDc5bDj5 wqCJj9l Travel and Transportation	2,392	111	76	61
x9M}=oE0Jt5 hN4ft9l Materials and Supplies	216	29	20	20
i s=6bs9l t4 vmp0/sJ5 Purchased Services	5,680	173	96	96
§7m6ft k5 Utilities	-	-	-	-
y8gjt4tbs9l t4 vmp0/sJ5 Contract Services	2,143	20	10	10
xroExò5 xro6h9l Fees & Payments	843	11	10	10
xyq5 xroExò5 Other Expenses	227	25	25	25
vt9l 05 xSM5tJj5 kesmt5tJj9l Total Operations & Maintenance	16,358	803	662	675
vt9l 05 xrgjtk5 Total Capital	-	-	-	-
vt9l 05 xroExp5 Total Expenditures	16,358	803	662	675



w6v6gw=OE p4f5

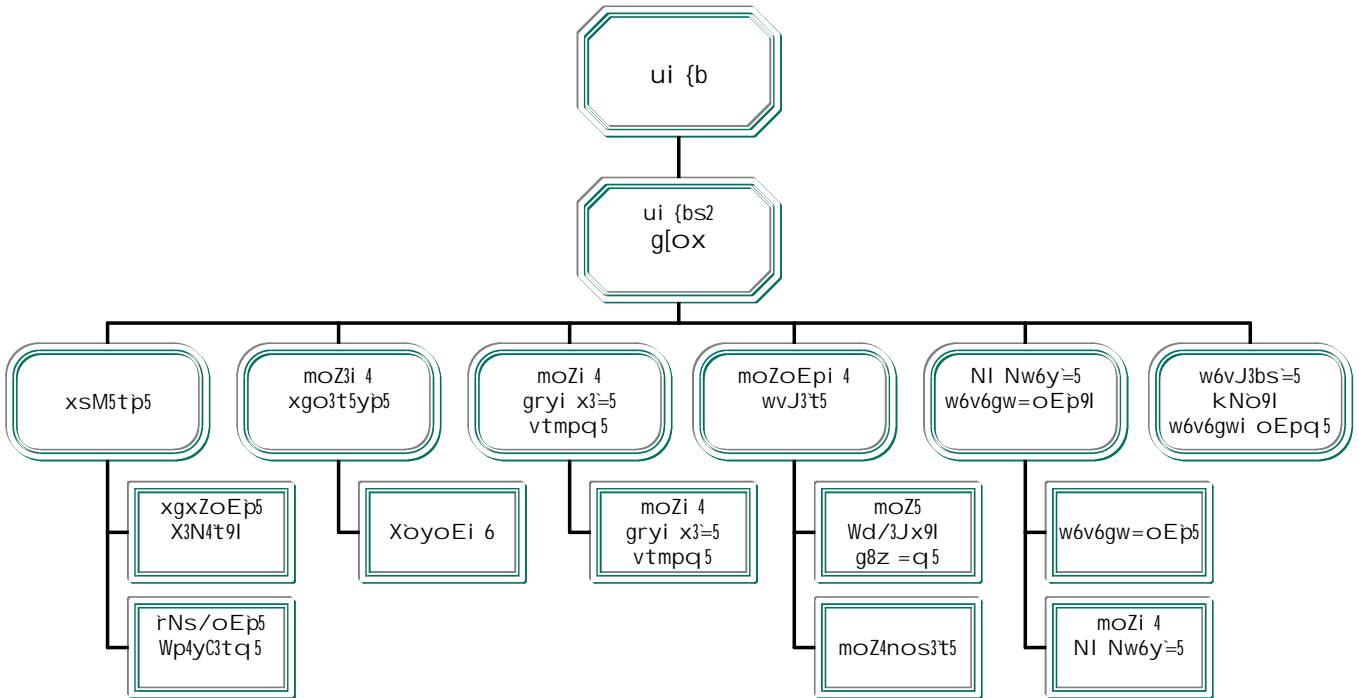


JUSTICE

X9 svo6
 ui {b

kxC h8g{
 ui {bs2 g[ox

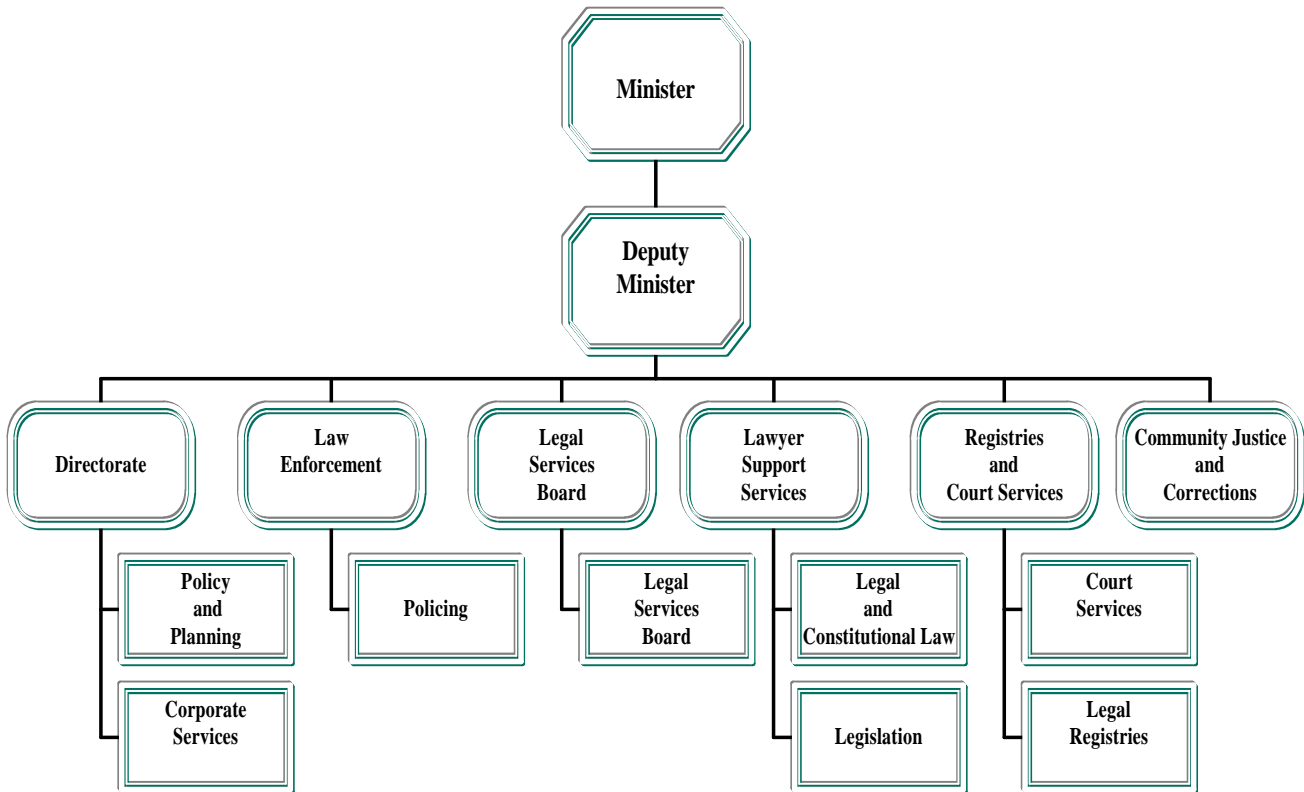
rNs/0Ei s2 NI Nw/3ymi q5



Paul Okalik
Minister

Nora Sanders
Deputy Minister

ACCOUNTING STRUCTURE CHART



W/4noxaymJ5

to/symJt0/q5 w6v6gw=oEvp4f5 xgw8Nso6t5td/s9l t4 x0p0q5gti 4 moZoEJti 4
w6v6g6bsJti l kNK2 Z?mzi, tudtq8i l Z?mt4fz Ji, to/symJi Z?mt4f5 vtmpdtq8i,
x7ml W=4nc6tbsd9l Q5 nSt/symd9l Q9l nwo5tx3N6gu4 wkyCDj5 xgx6bst5txChx3l Q5
xSMbsJtq5 w6v6gw=cDj5 w6vQ/s5txd9l Q5 xg3i c3=Q/q5 kNo1us5 wky5txDti
ke4hwymha1mb, x7ml mo4gi 4 s4WE/sJi 4 xgx6bsd/sJi 4 w6vh5tx6gi 4 wkw5 wky3uA5
s4WE/q8i 4 cspmi E/q8i 4.

gCZ4n5

- ◆ hai 6nsod9l Q5 kNo1i wvJ6nDj5 WC/4g=i 3k5
- ◆ WsyP9o6t5tNhx3l t4 kNo1usk5 x5b3N6gc/w4fti 4 whjhl 1N6gc/w4fti l .
- ◆ xSM5tJj5 w6v6gwJti 4 W/Egl xD8j 6X9o6tbsl t4 gryZ3i 3i 6nso3i x3mb,
wc3Nq8i 6nso3i x3mb gz N3i 6nso3l t4 j9MI xaA8j 3i 6ns9l t4.
- ◆ hai 6nsod9l Q5 xJq8i E/q5 moZoEJti w6v6gw=oEJt kNK2 Z?mzi .
- ◆ moZ8i x6tc6t5tpsi t4 kNK5 Z?mzi usk5.
- ◆ euD/s5tx3l t4 kNK2 Z?mzi jNs/oEJt4nw5 wonwJbsA8N3i x3mb jNs/oEpsi 3u4.
- ◆ cspn6bsl t4 xg6bsc5b6g5 jNs/5 w6v6gw=1i xk9M4j=1i l , whm4n4ysDbsl t4 WoEj5
xgzq5 wl x6y?9oi 6nsd9l Q5 sx5txDj x6gj 5 X3NwJbsl t4.
- ◆ xe4hw l t4 X3NwJti 4 W?9oxt5tJbsi x6gi 4 kNKusi 4 w6vNw/c3=sJojhi bjni 3usi 4
w6vNw/6tcsi 6nsod9l Q5.

MISSION

The mission of the Department of Justice is to provide a full range of legal services to the Government of Nunavut, government departments, and designated government boards and agencies, and to promote and protect a peaceful society through the administration of a justice system which respects the role of community members in maintaining harmony, and which adheres to the principles and values of Inuit Qaujimajatuqangit.

GOALS

- ◆ Strengthen community support for offenders.
- ◆ Improve public safety and security.
- ◆ Make the administration of justice more understandable, accessible and efficient for the public.
- ◆ Strengthen the capacity of communities to address their own justice issues.
- ◆ Provide legal services to the Government of Nunavut.
- ◆ View every element of the government budget as a potential training budget.
- ◆ Evaluate spending on courts and corrections, evaluate program options and put in place long-term plans.
- ◆ Put in place strategies to develop Nunavummiut in legal professions as part of the resident work force.

x=4g6ymi q5 xroExb5
DETAIL OF EXPENDITURES

		2001-2002 †Ns/5 xg6g4n5 Main Estimates (\$000)	2000-2001 x6r0x3ymJ5 x3†i i b5 Revised Estimates (\$000)	2000-2001 †Ns/5 x3†i i b5 Main Estimates (\$000)
rhj 7mz 5	DESCRIPTION			
w6vNw/6tk5 xrosyx5	Compensation and Benefits	13,868	10,855	10,855
gi /sh5 x7ml wvJ†5	Grants and Contributions	1,729	1,343	1,343
i sDc5bD†5 wq Cj†9I	Travel and Transportation	1,625	1,416	1,483
x9M}=0E0J†5 hN4fb9I	Materials and Supplies	1,251	670	670
i s=6bsJi 4 vmpc6g5	Purchased Services	327	232	321
s7m6ftk5	Utilities	-	-	-
†8g†6bsJi 4 vmpc6g5	Contract Services	17,134	20,342	20,382
xroExò5 xro6h†9I	Fees & Payments	1,301	1,228	1,228
xyq5 xroExò5	Other Expenses	260	255	255
vt9I Q5 xSM5tJ†5	Total Operations and Maintenance	37,495	36,341	36,537
vt9I Q5 xrg†tk5	Total Capital	500	743	600
vt9I Q5 xroExb5	Total Expenditures	37,995	37,084	37,137

xSM5tp5

xSM5tp4f5 Wz hwoz Ji 4 WoE}=c3S5: xSM5yp4f5, rNs/oEp4f5 x7m xgxZoEp5 X3NstoEp9l .
 xSM5yp4f5 WoE}=z 5 vmQ/c3g5 xqJ6vstsJi 4 WoE}=t8k5, wMQ/s9l t4 Ns5y3gwi 3u5
 gCZ4ni 4, xgxZoEi 3u5 x7m rNs/5 xgDm3i x3g5 x6r5h3bsi q8i 4, x7m yK9os0/sQx05
 toy0JtsymJ9l vJytbs5yxoCl x3mz b. rNs/oEp4fQ5b WoE}=z 5 bmw8kz Ji 4
 rNs/oEps?4S5 WoE}=sJj 5. xgxZoEp5 X3N4t9l WoE}=z 5 vmQ/c3g5 WoE}=5 xgxZq8i 4,
 w6v6gwi oEi 3u5 sc9Mctc3X4gt4 xyq8k5 Z?msJk5, xgw8Nc3t5ypsi 3u5
 gnC4ni 4FnS0p0Jti 9l x7m whm3hd8N3i 3j 5 X}=n4bs5bwoi 6, x7m rs0Jtc3X4Lt4
 w6v6gwi oEi 3j 5 scsys?4gi 4.

DIRECTORATE

The Directorate is comprised of three divisions: Directorate, Corporate Services and Policy & Planning. The Directorate Division is responsible for the senior management of the department, including monitoring goals, objectives, policies and budgets, and ensuring that priorities and directives are followed. The Corporate Services Division provides a full range of financial support services to the department. The Policy and Planning Division is responsible for departmental policies, justice consultations with other governments, access to information/protection and privacy, and responses to justice issues.

		2001-2002 rNs/5 xg6g4n5 Main Estimates (\$000)	2000-2001 x6r0x3ymJ5 x3i i b5 Revised Estimates (\$000)	2000-2001 rNs/5 x3i i b5 Main Estimates (\$000)
rhj 7mz 5	DESCRIPTION			
w6vNw/6tk5 xrosyx5	Compensation and Benefits	1,469	1,182	1,182
gi /sh5 x7ml wvJt5	Grants and Contributions	209	3	3
i sDc5bdJt5 wqCJt9l	Travel and Transportation	62	57	57
x9M}=oE0Jt5 hN4fb9l	Materials and Supplies	40	40	40
i s=6bsJi 4 vmpc6g5	Purchased Services	36	30	46
s7m6ftk5	Utilities	-	-	-
y8g6bsJi 4 vmpc6g5	Contract Services	40	40	40
xroEx05 xro6h9l	Fees & Payments	22	22	22
xyq5 xroEx05	Other Expenses	4	4	4
vt9l Q5 xSM5tJt5	Total Operations and Maintenance	1,882	1,378	1,394
vt9l Q5 xrgJtk5	Total Capital	-	-	-
vt9l Q5 xroExp5	Total Expenditures	1,882	1,378	1,394

xSM5tp5
 DIRECTORATE

	2001-2002 In/\$ xg6g4n5 Main Estimates (\$000)	2000-2001 x6r0x3ymJ5 x3i i b5 Revised Estimates (\$000)	2000-2001 In/\$ x3i i b5 Main Estimates (\$000)
gi syx5 x7ml wvJyx5 Grants and Contributions			
<i>gi syx5</i> Grants			
moZ5 mo5t05yxod9l Q5 vtm=0JxDbsi q 5 gn3t5yQxd9l Q5 kNK5usi 4 ck6 x0p0q 5g5 moZ5 mo5t0o3tbsym7mz b vNbs2 SC=8yq 8k5.	3	3	3
Uniform Law Conference Provide information to Nunavut on the uniform standardization of Canadian Provincial Statutes.			
<i>vt9l Q5 gi syx5</i> Total Grants	3	3	3
<i>wvJt5</i> Contributions			
xr5yC3u moZ8i x6tsi 3u4 wonDjt5 won6tk5 In/\$/tA5 wvJ6nwJtk5 xro6h6bsc5b6g5 won6jt5 kNK5 Z?mz i 5 vNbs2 Z?mz i 5 wkw9l vg0pct0z 8i 5 xr5yC3u moZ8i x6tsi 3u4 wonDmJ5.	206	-	-
Akitsiraq Law School Program Student financial assistance provided through sponsorships provided by the Government of Nunavut, Justice Canada and Inuit organizations, in support of the Akitsiraq Law School Program.			
<i>vt9l Q5 wvJt5</i> Total Contributions	206	-	-
<i>vt9l Q5 gi syx5 wvJyx9l</i> Total Grants and Contributions	209	3	3

moZi 4 xg6bst5tþ5

moZi 4 xg6bst5tþ5 þNs/c6t5tpsJ5 SpycDti 4 vmpc6Lt4 Sr6bo4f8i 4 vNbu
 xqDtosDbsym9l t4 kNK5 Z?mz k5 x7ml w6v6gwp3Jx4f8k5 vNbu. kNK5 Z?mz wvJc5b3uJ6
 xrqTA5 Sr6bocDþ5 kNo1i wkw5 kNoq8i x7ml kNKu Sr6boCþMcDb5c5b6gi 4.

LAW ENFORCEMENT

Law Enforcement provides funding for policing services that are provided by the RCMP through an agreement between the Government of Nunavut and the Solicitor General of Canada. The Government of Nunavut also shares the costs associated with the RCMP Inuit Community Policing Program and the Nunavut Community Constable Program.

		2001-2002 þNs/5 xg6g4n5 Main Estimates (\$000)	2000-2001 x6r0x3ymJ5 x3þi i b5 Revised Estimates (\$000)	2000-2001 þNs/5 x3þi i b5 Main Estimates (\$000)
rhj 7mz 5	DESCRIPTION			
w6vNw/6tk5 xrosyx5	Compensation and Benefits	73	-	-
gi /sþ5 x7ml wvþþ5	Grants and Contributions	-	-	-
i sDc5bDþ5 wqCJþ9l	Travel and Transportation	-	-	-
x9M}=0E0Jþ5 hN4fb9l	Materials and Supplies	-	-	-
i s=6bsJi 4 vmpc6g5	Purchased Services	-	-	-
s7m6ftk5	Utilities	-	-	-
þ8gþ6bsJi 4 vmpc6g5	Contract Services	13,891	13,964	13,964
xroExo5 xro6hþ9l	Fees & Payments	-	-	-
xyq5 xroExo5	Other Expenses	-	-	-
vt9l Q5 xsM5tJþ5	Total Operations and Maintenance	13,964	13,964	13,964
vt9l Q5 xrgþþtk5	Total Capital	-	-	-
vt9l Q5 xroExþ5	Total Expenditures	13,964	13,964	13,964

moZi 4 gryi x3=5 vtmpq5

moZi 4 gryi x3=5 vtmpq5 WQx6tbsymJ5 moZ8i x6t4f5 moZz k5. vmpsJ5 s0p6h6ts9l t4
 bmw8i 4 WJ8N6tbsJi 4 wk1i 4 kNKu moZ8i x6tcD8N3i x3mb. vtmp5 NI Nw/6bsymJi 4
 xgxZc6g5 vm0xcoz u4 WJ8NExq8i 4 grbDtQNhx6LQ5 WC/4ymi q5 hai 6ns1mz b
 W/Er8i 6ns1mz b] 8] 5. vtmp5bs6 vmps1uJ5 kNo1i moZ8i x6t4f=1i 4: moZi 4 gryi x3=1u
 wcl 1i x7ml r?9o3u moZoEi 3u4 wvJ6tsJ5 x7ml et3usi moZ8i x6tc3=z 5. p4fx WoE}=5
 moZ8i x6tcExo1k5 cspmpc6g5, w6v6gZ4na6tbsymJi 4 vmp5, moZi 4 cspmp5 kNo1usk5
 moZk5 wvJ6]5 gnsmt5t]5 b]hi vmps=0/3ui .

LEGAL SERVICES BOARD

The Legal Services Board is established under the *Legal Services Act*. It is responsible for ensuring that all eligible persons in Nunavut receive legal services. The Board follows precise guidelines in determining an applicant's eligibility for criminal and civil legal services. The Board is also responsible for overseeing the operation of the following regional clinics: Maliiganik Tukisiiniakvik, Keewatin Law Centre and the Kitikmeot Law Centre. These programs provide legal services, court worker services, paralegal and public legal education and information in their respective regions.

		2001-2002 fNs/5 xg6g4n5 Main Estimates (\$000)	2000-2001 x6r0x3ymJ5 x3fi i b5 Revised Estimates (\$000)	2000-2001 fNs/5 x3fi i b5 Main Estimates (\$000)
rhj 7mz 5	DESCRIPTION			
w6vNw/6tk5 xrosyx5	Compensation and Benefits	316	264	264
gi /sh5 x7ml wv]t5	Grants and Contributions	890	830	830
i sDc5bD]t5 wqCJ]9l	Travel and Transportation	255	255	255
x9M)=oE0Jt5 hN4fb9l	Materials and Supplies	39	10	10
i s=6bsJi 4 vmpc6g5	Purchased Services	34	34	39
s7m6ftk5	Utilities	-	-	-
y8g]6bsJi 4 vmpc6g5	Contract Services	672	530	530
xroExo5 xro6h]9l	Fees & Payments	913	845	845
xyq5 xroExo5	Other Expenses	7	7	7
vt9l Q5 xSM5tJ]t5	Total Operations and Maintenance	3,126	2,775	2,780
vt9l Q5 xrg]tk5	Total Capital	-	-	-
vt9l Q5 xroEx]5	Total Expenditures	3,126	2,775	2,780

moZi 4 gryi x3=5 vtmpq5
 LEGAL SERVICES BOARD

	2001-2002 fNs/5 xg6g4n5 Main Estimates (\$000)	2000-2001 x6r0x3ymJ5 x3fi i b5 Revised Estimates (\$000)	2000-2001 fNs/5 x3fi i b5 Main Estimates (\$000)
gi syx5 x7ml wvJyx5 Grants and Contributions			
<hr/>			
wvJt5 Contributions			
moZoEi 3j 5 wvJ3t5 rNs/c3t5y?4g5 x=5g3yms3gk5 moZ3tA5 wvJ3bsJ8Nd9l 05 kNo5.	890	830	830
Legal Aid Clinic Funding is provided to regional legal aid clinics for the purpose of providing legal and paralegal services at the community level.			
vt9l 05 wvJt5 Total Contributions	890	830	830
vt9l 05 gi syx5 wvJyx9l Total Grants and Contributions	890	830	830

moZoEpi 4 wvJ3t5

moZoEpK5 wvJ6t5 wl oc3mb m30i 4 x=4ymi c6gi 4 WoExZi 4: moZoEp5 Wd/3JxoEp9l .
 moZoEp5 Wd/3JxoEp9l moZ8i x6tsJ5 bmw8k5 Z?mt4f5 x[M]=q8k5 vtmpdtq8k9l
 xyq8k9l to/sym9l t4 x[M]=c6gk5. moZoEp5 ttC6tsc5b6g5 moZ4ni 4 Wd/4ni l
 moZoEp4f8k5, xgx6bsJtq8il to/symJtil. X3Nwc5b6g5 b6rbj6ystzi 4 kNK5 Zp5u4,
 x7ml x3CAb6ystzi 4 moZw5 ttC6bq8i 4 scohZos6tsJ5 is=3=c6g5 moZw5 x0pq8i 4
 is=DmJk5. wobE/symJi l scsyi 4 vJyt5tps9l t4 w6v6gw=0Ep4f8i x[M]=q8i b)?i .

LAWYER SUPPORT SERVICES

Lawyer Support services is comprised of two divisions: Legal and Constitutional Law and Legislation. The Legal and Constitutional Law Division provides legal services to all government departments and certain boards and agencies. The Legislation Division is responsible for drafting all bills, regulations and orders. It prepares the Nunavut Gazette, and annual volume of statutes and an up-to-date consolidation of all the acts and regulations, for publication and sale. The official languages programs for the department are also administered within this division.

		2001-2002 †Ns/5 xg6g4n5 Main Estimates (\$000)	2000-2001 x6rQx3ymJ5 x3i i b5 Revised Estimates (\$000)	2000-2001 †Ns/5 x3i i b5 Main Estimates (\$000)
rhj 7mz 5	DESCRIPTION			
w6vNw/6tk5 xrosyx5	Compensation and Benefits	1,577	1,279	1,279
gi /sh5 x7ml wvJt5	Grants and Contributions	-	-	-
i sDc5bDt5 wqCJt9l	Travel and Transportation	54	45	45
x9M)=0E0Jt5 hN4fb9l	Materials and Supplies	38	31	31
i s=6bsJi 4 vmPC6g5	Purchased Services	62	50	67
s7m6ftk5	Utilities	-	-	-
y8g6bsJi 4 vmPC6g5	Contract Services	25	16	16
xroEx05 xro6hh9l	Fees & Payments	31	26	26
xyq5 xroEx05	Other Expenses	15	10	10
vt9l Q5 xSM5tJt5	Total Operations and Maintenance	1,802	1,457	1,474
vt9l Q5 xrgJtk5	Total Capital	-	-	-
vt9l Q5 xroExp5	Total Expenditures	1,802	1,457	1,474

xtos6bsym}=5 w6v6gw=0Ep4f9l x[M[=q5

xtos6bsym}=5 w6v6gw=0Ep4f9l x[M[=q5 m3Dwoz 1u1mb x=4ymi q5: w6v6gw=0Ep4f5
 moZtA9l xtos6bsym}=4 g6fwym}=4. w6v6gw=0Ep4f5 vmPsJ5 wvJ6n6ts9l t4 kNKu
 w6v6gw=c3=sJi 4. xSM5tpsJ5 w6v6gwpC]Mi 4, gdz JoEp4f8i 4, x7ml vJyt5tps9l t4
 w6v6gw=4tA5 toyJbsymJi 4 xro6hwtbsQxo1i 4 xw2X=i 3uk5 egz uk9l X6r/sJti 4,
 wobE/sJtos6bsQxo1i 4 xtos6t5tps9l t4 hoi Csti 4 r4fgw8Nk5 kNo1usk5. moZtA5
 xtos6bsym}=5 WdtQ/sJi l g6fwym}=5 vmPs1mb kNdtQ/sJ5 ttC6bq8i 4, v7Xi Q/sJ5
 xtos6bsym}=q8i 4 xyq8i l xgxZtA5 ttC6bsymQxo1i 4 XX5tps9l t4.

REGISTRIES AND COURT SERVICES

Registries and Court Services is comprised of two divisions: Court Services and Legal Registries. The Court Services Division is responsible for the provision of support services for the Nunavut Court of Justice. It also administers the Justice of the Peace Program, Coroners Program, and enforcement of court orders for financial support to spouses and/or children, and administers the Commissioners for Oaths and Notaries Public Program. The Legal Registries Division is responsible for the operation of the Land Titles Office, the registration of corporations and other regulations.

		2001-2002 fNs/5 xg6g4n5 Main Estimates (\$000)	2000-2001 x6rQx3ymJ5 x3fi i b5 Revised Estimates (\$000)	2000-2001 fNs/5 x3fi i b5 Main Estimates (\$000)
rhj 7mz 5	DESCRIPTION			
w6vNw/6tk5 xrosyx5	Compensation and Benefits	2,587	2,366	2,366
gi /sh5 x7ml wvJ}t5	Grants and Contributions	-	-	-
i sDc5bd}t5 wq CJ}t9l	Travel and Transportation	794	631	631
x9M}=0E0J}t5 hN4fb9l	Materials and Supplies	204	204	204
i s=6bsJi 4 vmPc6g5	Purchased Services	60	59	94
s7m6ftk5	Utilities	-	-	-
y8g}6bsJi 4 vmPc6g5	Contract Services	506	466	506
xroEx05 xro6h}h9l	Fees & Payments	257	257	257
xyq5 xroEx05	Other Expenses	48	48	48
vt9l Q5 xSM5tJ}t5	Total Operations and Maintenance	4,456	4,031	4,106
vt9l Q5 xrgJ}tk5	Total Capital	100	100	100
vt9l Q5 xroExp5	Total Expenditures	4,556	4,131	4,206

kNo8i w6v6gw=0Ep5 wvJ3bs=9I

kNo1i w6v6g6bst5t5p5 xk9M4y6bst5t5p9I m3Dwoz Ji 4 WoE=c3uJ5: kNo1i w6v6g6bst5t5p5 xk9M4y6bst5t5p9I . kNo1i w6v6gw=0Ep5 vmpsJ5 w6v6gw=0EJt5 W?9oxtbsJtq8i 4, W4fuJhEJt5 xk9M4y6bst5t5p9I WC/4bwoJti 4 kNo1i . kNo1i xk9M4y=0Ep5 xsM5tpsJ5 wkh4gk5 xy?6ym=sc5b6gi 4 kNo1i XXbsQxcc5b6gi I XMw6ymq5gi , xi hotbsJ=i 3i [I xk9M4yxi Cj6gi 4 kNo1i vmQ/sQxo1i 4. vmps1uJ5bs6 wvJ6ts9I t4 W?9oxt5tps9I t[I kNo1i w6v6gw=0Ep4f5 WoExq8i 4 mfi z xyž q8i 4 xk9M4ysto1i 4 kNo1usi I wonwJti 4 w6v6gw=0EJti 4.

COMMUNITY JUSTICE AND CORRECTIONS

Community Justice and Corrections is comprised of two programs: Community Justice and Corrections. The Community Justice Program has the responsibility to provide community justice development, including the promotion and establishment of programs to prevent crime within the communities. The community corrections program administers on-the-land camps operations and open custody facilities, and provides probation/parole and community supervision services. This section is also responsible for assisting in the development of community-based programs like diversion and public education.

		2001-2002 fNs/5 xg6g4n5 Main Estimates (\$000)	2000-2001 x6r0x3ymJ5 x3i i b5 Revised Estimates (\$000)	2000-2001 fNs/5 x3i i b5 Main Estimates (\$000)
rhj 7mz 5	DESCRIPTION			
w6vNw/6tk5 xrosyx5	Compensation and Benefits	7,846	5,764	5,764
gi /sh5 x7ml wvJt5	Grants and Contributions	630	510	510
i sDc5bDt5 wqCJt9I	Travel and Transportation	460	428	495
x9M}=0E0Jt5 hN4fb9I	Materials and Supplies	930	385	385
i s=6bsJi 4 vmpc6g5	Purchased Services	135	59	75
s7m6ftk5	Utilities	-	-	-
y8gJ6bsJi 4 vmpc6g5	Contract Services	2,000	5,326	5,326
xroExò5 xro6h9I	Fees & Payments	78	78	78
xyq5 xroExò5	Other Expenses	186	186	186
vt9I Q5 xsM5tJt5	Total Operations and Maintenance	12,265	12,736	12,819
vt9I Q5 xrgJtk5	Total Capital	400	643	500
vt9I Q5 xroExp5	Total Expenditures	12,665	13,379	13,319

kNo8i w6v6gw=0Ep5 wvJ3bs=9I
 COMMUNITY JUSTICE AND CORRECTIONS

	2001-2002 fNs/5 xg6g4n5 Main Estimates (\$000)	2000-2001 x6r0x3ymJ5 x3i i b5 Revised Estimates (\$000)	2000-2001 fNs/5 x3i i b5 Main Estimates (\$000)
gi syx5 x7ml wvJt5 Grants and Contributions			
Contributions			
kNo8i w6v6gwi 0Ep5 WQx3tX4bq5 wvJyx3tbs?4g5 kNo5 w6v6gwi 0Ep5 WoEx4nq8k5 n6r/3t5yd9I Q5 x7m vJq6nwl t4 kNo5 Wcbsi 3nsod9I Q5 w6v6gwi 0Ei 3u x7m W?90xt5yd9I Q5 xgo3t5yd9I Q9I kNo8i NoCDbsJ8N3gi 4 xkM4nw0Jt4ni 4 w6v6gwJoEp4fq8i .	630	510	510
Contributions for Community Justice Initiatives Contributions are provided for community justice projects that promote and encourage the participation of communities in the justice system and the development and implementation of community-based alternatives to the formal justice system.			
vt9I Q5 wvJt5 Total Contributions	630	510	510
vt9I Q5 gi syx5 wvJyx9I Total Grants and Contributions	630	510	510

WoExc3i 6 xyu8i 4 r[Z3gw9l t4 DETAIL OF WORK PERFORMED ON BEHALF OF THIRD PARTIES

	2001-2002 ᐅNs/5 xg6g4n5 Main Estimates (\$000)	2000-2001 x6r0x3ymJ5 x3ᐅi i b5 Revised Estimates (\$000)	2000-2001 ᐅNs/5 x3ᐅi i b5 Main Estimates (\$000)
<p>wk8i 4 Xöyc3i 3j 5 xqct0At5 rNs/3bt5y?4g5 vJq6nw0Jtsd9l 05 n6r/3i 3nsod9l 09l wk8i 4 Xöyc3i 3u5 wo6fygc3k5 x4gxi c3g5 vJyd9l 05 x7m x5bN3gu5bwo0xc3i q5 kNo5 kNK5u.</p> <p>Inuit Policing Agreement Funding is used to encourage and promote Inuit Policing in order to meet the cultural needs and public safety concerns of communities in Nunavut.</p>	300	300	300
<p>kNo8i Xöy5 xqct0Atz 5 rNs/3bt5y?4g5 x6r5yd9l 05 kNK5u Xöyc3i 3j 5 WoE0JtsJ4ni 4 x7m xro3hw0Jtsi x3gi 4 xgo3tbsi q8k5 x7m xSMbsi q8k5 kNK5u Xöyc3i 3j 5 WoExa?4g5.</p> <p>Community Constable Agreement Funding is used to establish a Nunavut Community Constable Program (NCCP) and to cover the costs for implementing and operating the NCCP.</p>	115	115	115
<p>moZoEi 3j 5 gñp4nk5 wo8i xDt4n5 rNs/c3t5y?4g5 w6v6gw=5 xgw8NcExc3i q8k5 wo8i x3ymJi 4 gñp4ni 4 w6v6gw=7u.</p> <p>Legal Interpreter Training Funding provided to meet the needs of the court in regards to having trained translators.</p>	-	184	184
<p>w6v6gwpCM5 wo8i x3tbsi q5 W?9oxtbsi q9l rNs/c3t5y?4g5 wonw0Jt4ni 4 x6r5hwi 3j 5 w6v3gwpCM5 Wo7m4v8i Dt4nq8i 4.</p> <p>Justice of the Peace Training and Development Funding is provided to enhance training provided to Justices of the Peace.</p>	-	190	190
vt9l 05 WoE=sJK5 Total Department	415	789	789

x=5g3ymi q5 ñNs/5 xg6g4n5
DISTRIBUTION OF BUDGET

	xz J6}v3=4 Headquarters (\$000)	er3}l 4 Qikiqtaaluk (\$000)	r?9o6 Kivalliq (\$000)	et3us5 Kitikmeot (\$000)
w6vNw/6tk5 xrosyx5 Compensation and Benefits	6,796	6,631	211	230
gi /sJ5 x7ml wvJ}t5 Grants and Contributions	1,284	175	154	116
i sDc5bD}t5 wqCJ}t9l Travel and Transportation	1,219	366	20	20
x9M}=0E0J}t5 hN4ft9l Materials and Supplies	339	898	7	7
i s=6bsJi 4 vmpcD}t5 Purchased Services	222	97	4	4
37m6ftk5 Utilities	-	-	-	-
y8g}4bsJi 4 vmpcD}t5 Contract Services	16,372	756	3	3
xroExo5 xro6h}9l Fees & Payments	1,233	66	1	1
xyq5 xroExo5 Other Expenses	99	155	3	3
vt9l 05 xsm5tJ}t5 kesmt5tJ}t9l Total Operations and Maintenance	27,564	9,144	403	384
vt9l 05 xrgJ}tk5 Total Capital	100	400	-	-
vt9l 05 xroEx}p5 Total Expenditures	27,664	9,544	403	384



nNpoEp4f5
WZMoEp4f9I



PUBLIC WORKS
AND SERVICES

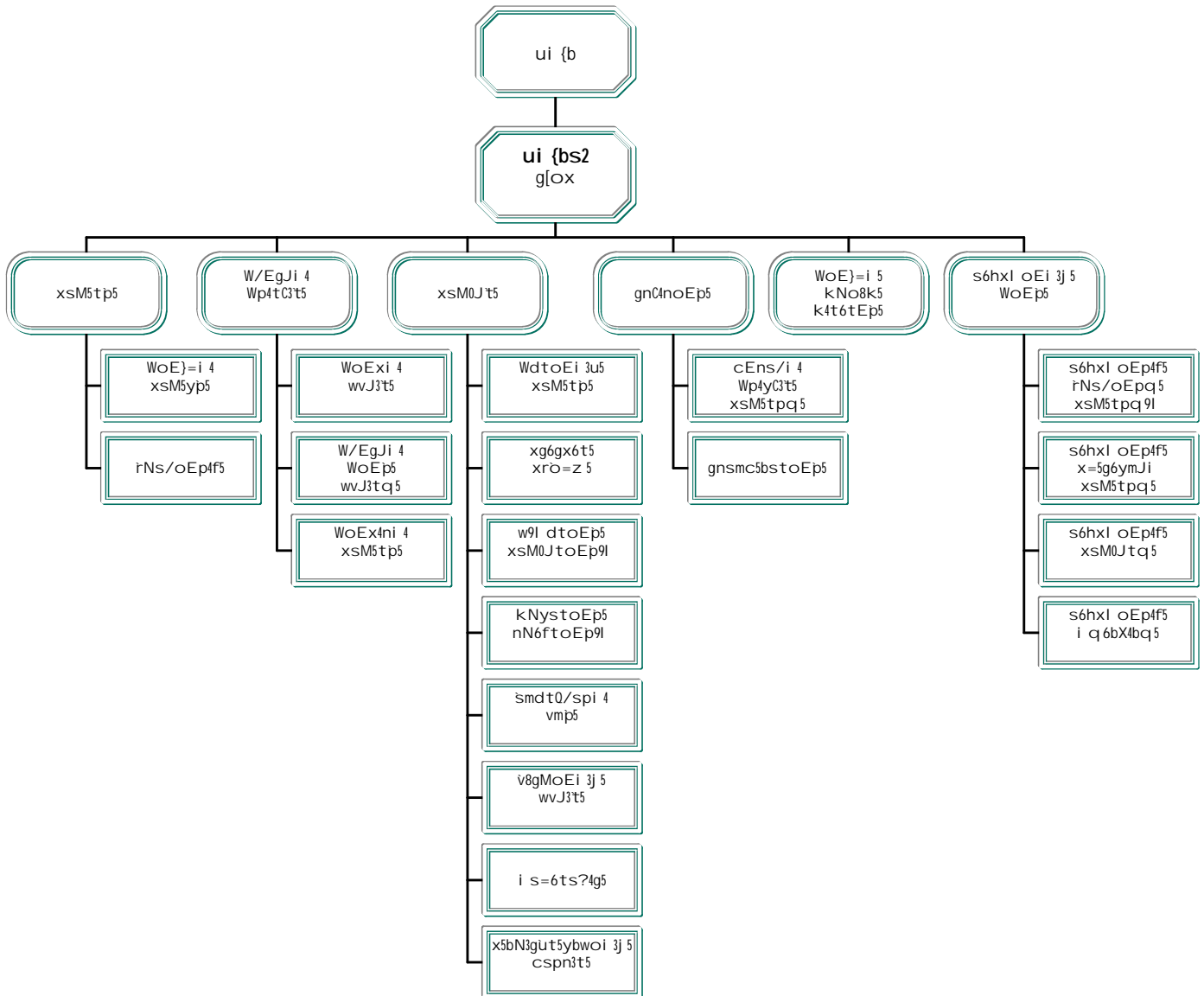
m] 5g6 b7n8
ui {b

§S5 Z8
ui {bs2 g[oxb wvJ6tx

C{ j Cp4
ui {bs2 g[ox

/wu XMt
ui {bs2 g[oxb wvJ3tz

rNs/oE0Jyq5b NI Nw/3ymi q5



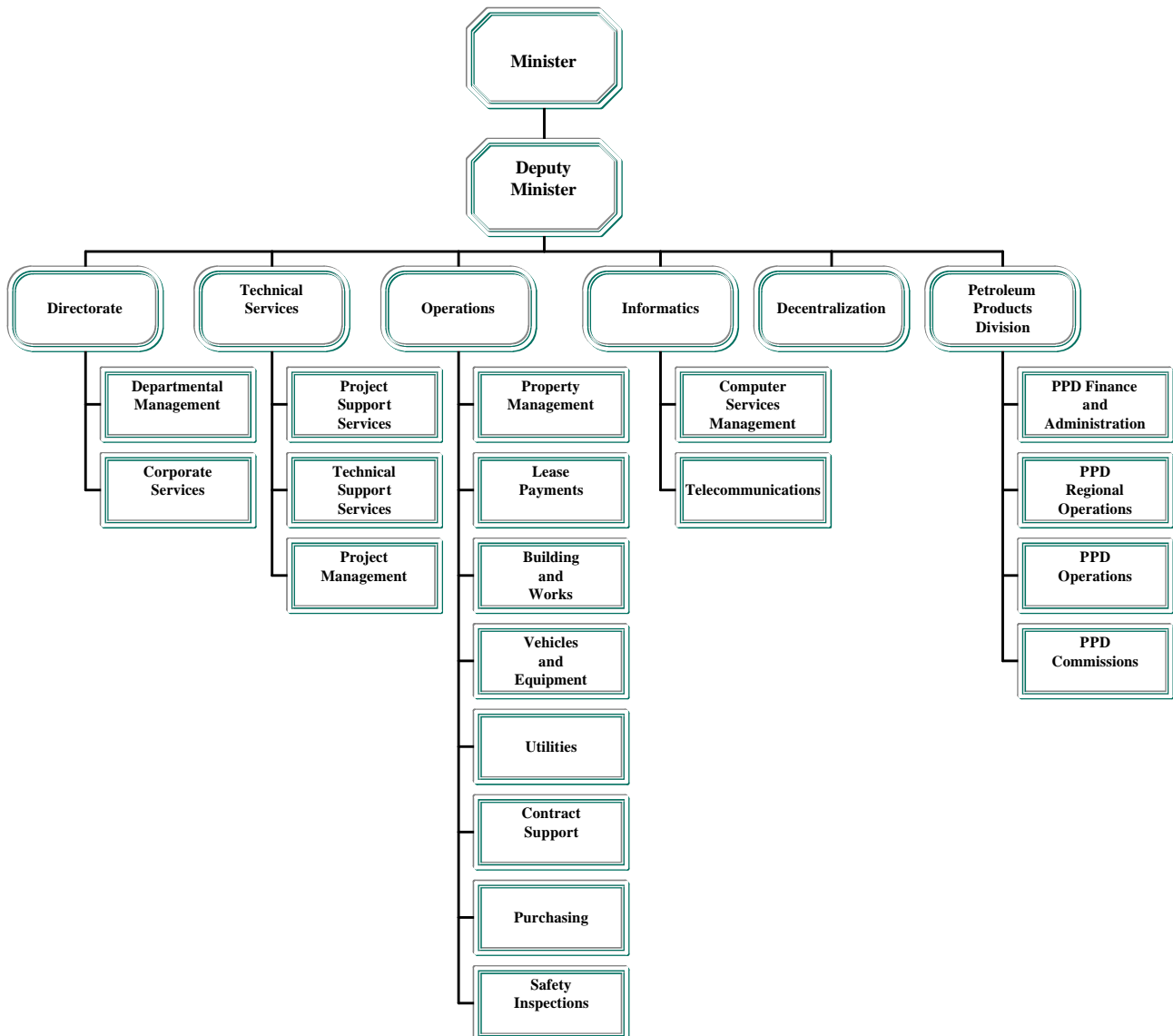
Manitok Thompson
Minister

Robert Gunn
Assistant Deputy Minister

Ross Mrazek
Deputy Minister

Jamie Flaherty
Assistant Deputy Minister

ACCOUNTING STRUCTURE CHART



W/5noxaymJ5

xg3i cChxDm9l b kNKu jNs/4nst4nw5 WD6X9oxtbsi q8k5 x7ml wkyE/sJk5 x[=xdNQ5
X3Nsbs5tx6ymd9l Q5 nN/sJ4n5, nN6ftDdt4n5, vmQ/sJtq9l xSMbsJtq9l Z?mt4f5 Wdtqb
bmgmi nw8N6 vmps5txChxDm9l b NmQ/sJi 4 vJyt5tpsJi 4 vmps=Q/5t8k5 wkdt5t8k5.

gCZ4n5

- ◆ WoEctQl Q5 vmps=Q/K5 bwjn4 vJy5txD8N6gi 4 grDdtcD8N3i x3mb X3Nw?9oxoQz b,
WdtDdt4ni 4, vmJt4ni 4 xSMt5tJt4ni 4 nN6ftsi x6gi 4 WoExE/si x6gi 4.
- ◆ xSM5tpsl t4 kNK2 WdtQ/q8i 4 vJy5txA8Nd9l Q5 kNK2 Z?mz b X3NwJtQym/q5 mol Q5
wl x3i 6nj 5.
- ◆ W?9oxt5tl t4, vJyt5tpsl t[l s0p6h6tsl t[l yK7j x4n6bsd/sJ5 xgxZE/sJ9l wvJ6ndj5
N7mN6y5txCl x3mz b vJytbsQxo1i 4 vmJj5, jNs/4nst4ni l WD6X9oxt5tNhx3l t4,
jNs/4nsbsJ8N6g5 wkJbsJ9l xa7mt/sJ8N3i xmb.
- ◆ Wj=4nc6tbs5txd9l Q5 vJy5txD8N3i x3mb, xr5gl x6bwod9l Q5 x?l Q/5t8k9l
wl x3i 6nsd9l Q5 vmps=Q/5t8k5.
- ◆ W?9oxt5tpsl t4 kesmt5tpsl t4 w6vNw/6tcDti 4 wkdt5t8i 4 r[Z6g3i 6nsA8N3i x3mb
kNKusi 4 x7ml w6vNw/6tcDj5 Wsi 6nsd9l Q5 wMostym/sl t4 wkw5 cspm/gcq5
wo6fygcq9l .

MISSION

To contribute to Nunavut's economic growth and social well-being by ensuring effective planning, procurement, delivery and operation of government assets while providing services that satisfy the needs of our clients.

GOALS

- ◆ Work with our clients to ensure that sustainable decisions are made during the planning, procurement, delivery and operation of infrastructure projects.
- ◆ Manage territorial assets effectively and efficiently to Nunavut's best strategic advantage.
- ◆ Develop, implement and monitor policies and procedures to support reliable service delivery, economic growth, prosperity and social well-being.
- ◆ Provide efficient, cost-effective and environmentally sound services to meet the needs of our clients.
- ◆ Develop and maintain a workforce that is representative of Nunavut's population and a work environment that incorporates Inuit Qaujimajatuqangit and culture.

x=4g6ymi q5 xroExb5
DETAIL OF EXPENDITURES

		2001-2002 †Ns/5 xg6g4n5 Main Estimates (\$000)	2000-2001 x6r0x3ymJ5 x3†i i b5 Revised Estimates (\$000)	2000-2001 †Ns/5 x3†i i b5 Main Estimates (\$000)
rhj 7mz 5	DESCRIPTION			
w6vNw/6tk5 xrosyx5	Compensation and Benefits	15,339	15,379	16,308
gi syx5 x7ml wvJlyx5	Grants and Contributions	-	-	-
i sDc5bD†5 wq CJ†9l	Travel and Transportation	1,958	1,571	1,636
x9M}=oE0J†5 hN4fb9l	Materials and Supplies	2,080	1,904	1,929
i s=6bsJi 4 vmpcD†5	Purchased Services	4,154	2,921	1,350
‡7m6ftcD†5	Utilities	6,974	7,062	5,895
‡8g†4tbsJi 4 vmpCD†5	Contract Services	52,315	52,853	47,595
xroExb5 xro6h†9l	Fees & Payments	210	297	599
xyq5 xroExò5	Other Expenses	3,297	4,753	4,475
vt9l Q5 xsm5tJ†5	Total Operations and Maintenance	86,327	86,740	79,787
vt9l Q5 xrgJ†tk5	Total Capital	6,245	10,321	7,700
vt9l Q5 xroExoo†n5	Total Expenditures	92,572	97,061	87,487

xSM5tp5

xSM5tpi wMostymJ5 ui {bs2 g[oxb x[M[=x x7ml tudtzi4 vmppsJ5 jNs/oEp5
 xz J6y4f=xi . kNosctQ=sJi , xz J6y4f=zi wMost/sym1uJ5 kNp5 x=4g6ymi q8i
 xz J6yc3=sJ5, jNs/oEpq9l WoE=q8i l xSM5tp5. xSM5tp5 vmpps1mb xz J6y4f=q8i 4
 xSM5tps9l t4 Z?mt4fz J5, scsJwps9l t[l , wvJ6n6tsJ5, X3NwpsJ5 vJyt5tps9l t[l
 w6vNw/6toEJti 4, jNs/oEJti 4 x7ml WoE=q8i yKj x4n6bsQxo1i 4 xgxZE/sJi 4
 Z?mt4f8k5. x7ml 5bs6, Z?mt4f5 tudtq8i 4 yK9o6h6ts9l t4 ttCdtq8i 4 xSM5tps9l t4
 WoExq8i 4 yKj x4n6bsQxo1i 4 W?9oxt5tps9l t4 vJyt5tps9l t[l .

DIRECTORATE

The Directorate includes the Deputy Minister's Office and the Corporate Services Division at headquarters level. In the regions, the Directorate includes the Regional Director, and the Finance and Administration Services section. The Directorate is responsible for the senior management of the Department, as well as advice, assistance, planning and implementation of human resources, finance and policy functions of the department. In addition, it provides corporate (government-wide) leadership in records management policy and procedures development and implementation.

		2001-2002 jNs/5 xg6g4n5 Main Estimates (\$000)	2000-2001 x6rQx3ymJ5 x3i i b5 Revised Estimates (\$000)	2000-2001 jNs/5 x3i i b5 Main Estimates (\$000)
rhj 7mz 5	DESCRIPTION			
w6vNw/6tk5 xrosyx5	Compensation and Benefits	2,892	2,871	2,928
gi syx5 x7ml wvJyx5	Grants and Contributions	-	-	-
i sDc5bDj5 wqCJj9l	Travel and Transportation	405	294	322
x9Mj=oe0Jt5 hN4fb9l	Materials and Supplies	128	130	130
i s=6bsJi 4 vmppcDj5	Purchased Services	2,185	1,851	194
57m6ftcDj5	Utilities	-	-	-
y8gJ4tbsJi 4 vmppcDj5	Contract Services	658	539	619
xroExp5 xro6h9l	Fees & Payments	40	78	79
xyq5 xroEx05	Other Expenses	-	113	45
vt9l Q5 xSM5tJj5	Total Operations and Maintenance	6,308	5,876	4,317
vt9l Q5 xrgJtk5	Total Capital	-	-	-
vt9l Q5 xroExp5	Total Expenditures	6,308	5,876	4,317

nN6fti 4 cspmp5

nN6fti 4 cspmp5 X3NwpsJ5 xsMbsJt4ni [l ke4hwps9l t4 WoE=sJk5 xsMbsi Ei x6bqi 4 Z?mt4f5 nN=q8i nN/sc5b6gi r[Z6g6Lt4 xyq8i 4 Z?t4fz Ji 4. wvJc5b3uJ5bs6 vmpe=0/ui 4 NI Nw/wps9l t4 bsKz fpJu4 sx5tx0i x6gu xrgJti 4 WdtE/s0xc3i x6gi 4 xsMbsJt4ni l nN6ft3Jxk5 xgxZos6ts?4Lt4, W?9ost5tpsJ5 kNK5 Z?mojnz i nN6ftc3=s0xc6g5 moZ4nq8i 4 xqJti nN=i WoE=sJi l.

TECHNICAL SERVICES

The Technical Services Branch provides planning and design management services for government projects carried out on behalf of client departments. The Branch assists clients in identifying their long-term capital requirements and operational guidelines, and develops government-wide technical standards for infrastructure.

		2001-2002 fNs/5 xg6g4n5 Main Estimates (\$000)	2000-2001 x6rQx3ymJ5 x3i i b5 Revised Estimates (\$000)	2000-2001 fNs/5 x3i i b5 Main Estimates (\$000)
rhj 7mz 5	DESCRIPTION			
w6vNw/6tk5 xrosyx5	Compensation and Benefits	3,703	3,777	4,801
gi syx5 x7ml wvJyx5	Grants and Contributions	-	-	-
i sDc5bD5 wqCJ5 9l	Travel and Transportation	414	206	255
x9M}=oE0Jt5 hN4fb9l	Materials and Supplies	92	70	113
i s=6bsJi 4 vmpeD5	Purchased Services	45	71	123
57m6ftcD5	Utilities	-	-	-
y8gJ4tbsJi 4 vmpeD5	Contract Services	-	278	8
xroExp5 xro6h9l	Fees & Payments	45	80	66
xyq5 xroEx05	Other Expenses	-	84	83
vt9l Q5 xsM5tJt5	Total Operations and Maintenance	4,299	4,566	5,449
vt9l Q5 xrgJtk5	Total Capital	1,080	-	-
vt9l Q5 xroExp5	Total Expenditures	5,379	4,566	5,449

xSM0Jt5

xSM5tpsJ5 kNK5 Z?mz b Wdtqb Nnym/sJtq8i 4 N1ui E/q8i 4 xg6gx6bq8i l w[l 3Jxi 4 xg6bsi Ei x6bq8i l nN=c3=5 wko6hwps9l t4. euDQx6g6t5tpsc5b6Lt4 cspnEx6g6t5tpsc5b6Lt4 w[l dtq8i 4 nN=i 4 moZw5 xgx6LQ5 mo4bs5txCl x3mz b s0p6h6ts9l t4 h9l oEJt5 sx/oEJt5 9l moZq5 nNpk5 mo4bs0xcc5b6g5 xgx6bs5txCl x3mz b. i s=6tsl t4 hN4f9l 4 xSM5tpsl t[l s6fusk5 sux3Jxt9l 3i x6gi 4 kNK2 Z?mz i usk5 i s=6bsJi 4. sc9MctQMs3l Q5 vmps=0c5b6bt4, kNKu N1ui c6gi 4 wvJtk5 g6bsd/symJ5 GyKj x4n6bs0xb5H, W?9oxt5tpsl t4 y8g4t5tJt5 xgxZq8i 4 moZq8i l ; y8g4t5tJt5 xgxZq8i 4 scsJtpsl t4 kNK2 Z?mz i usohk5.

OPERATIONS

The Operations Branch manages the Government of Nunavut's inventory of owned and leased facilities and the allocation of space. It conducts inspections and reviews of existing and planned facilities to ensure compliance with mechanical/electrical codes and standards. The Operations Branch also purchases goods and administers the Eastern Arctic Sealift on behalf of the Government of Nunavut. In addition, the Branch develops, implements and monitors contracting policy and procedures in consultation with clients, including the Nunavummi Nangminiaqtunik Ikajuuti (Policy), as well as develops contracting guidelines and procedures, and provides contracting advice (government-wide).

		2001-2002 fNs/5 xg6g4n5 Main Estimates (\$000)	2000-2001 x6r0x3ymJ5 x3fi i b5 Revised Estimates (\$000)	2000-2001 fNs/5 x3fi i b5 Main Estimates (\$000)
rhj 7mz 5	DESCRIPTION			
w6vNw/6tk5 xrosyx5	Compensation and Benefits	5,170	4,940	4,788
gi syx5 x7ml wvJyx5	Grants and Contributions	-	-	-
i sDc5bDt5 wqCJt5 9l	Travel and Transportation	698	599	587
x9M}=oE0Jt5 hN4fb9l	Materials and Supplies	1,641	1,606	1,588
i s=6bsJi 4 vmpcDt5	Purchased Services	1,142	152	137
57m6ftcDt5	Utilities	6,974	7,062	5,895
y8g4t5tJt5	Contract Services	47,550	49,353	44,285
xroExp5 xro6h9l	Fees & Payments	76	90	405
xyq5 xroEx05	Other Expenses	93	256	47
vt9l Q5 xSM5tJt5	Total Operations and Maintenance	63,344	64,058	57,732
vt9l Q5 xrgJtk5	Total Capital	-	-	-
vt9l Q5 xroExp5	Total Expenditures	63,344	64,058	57,732

gnsmc5bstoEp5

gnsmt5tp5 ke4hwpsc5b6g5 bmw8kojn6 gn6bsQxp5 vmQ/s5txCl x3mz b gn3N6goEp9l
 nN6ftq5 Wbc5txD8Nd9l Q5 Z?mt4fz Jojn cspmc5bstJt5 gnsmc5bstJt5, xg6bsJtq9l
 ttC6bq9l .

INFORMATICS

The Informatics Branch provides coordinated information technology services across all of the Government of Nunavut's departments by installing, managing and safeguarding each department's informatics networks, applications and data.

		2001-2002 fNs/5 xg6g4n5 Main Estimates (\$000)	2000-2001 x6rQx3ymJ5 x3fi i b5 Revised Estimates (\$000)	2000-2001 fNs/5 x3fi i b5 Main Estimates (\$000)
rhj 7mz 5	DESCRIPTION			
w6vNw/6tk5 xrosyx5	Compensation and Benefits	3,574	3,791	3,791
gi syx5 x7ml wvlyx5	Grants and Contributions	-	-	-
i sDc5bDjt5 wqCJt9l	Travel and Transportation	441	456	456
x9M}=oE0Jt5 hN4fb9l	Materials and Supplies	98	98	98
i s=6bsJi 4 vmpcDjt5	Purchased Services	49	49	98
57m6ftcDjt5	Utilities	-	-	-
y8gjt4tbsJi 4 vmpcDjt5	Contract Services	4,107	2,575	2,575
xroExp5 xro6h9l	Fees & Payments	49	49	49
xyq5 xroEx05	Other Expenses	2,858	3,022	3,022
vt9l Q5 xSM5tJt5	Total Operations and Maintenance	11,176	10,040	10,089
vt9l Q5 xrgjtk5	Total Capital	-	-	-
vt9l Q5 xroExp5	Total Expenditures	11,176	10,040	10,089

WoE}=5 kNo8k5 k4t6bsi q5

nNpoEp4f5 WZMoEp4f9l , sc9MctQ?4LQ5 kNo1k5 WoE=i 4 k4t6y?9ox5t5p5 x[M[=x w6vNw/6toEp4f9l , vmps1mb nN6ft3Jxui 4 nN=i l Wbc6t5tps9l t4 kNK2 Z?mz b WQxoq8i 4 kNo1k6bs?9oxJi . bm4fx WQxc6bsc5b6g5 x[M[=cd9l Q5 w6vNw/6t9l w[l 4nq5 hN4f9l4nq5, x[M[=1i l nN6f}5 gnsmt5tJ}i 4 Wbc6t5tps9l t4. x7ml , nNpoEp4f5 WZMoEp4f9l xsM5tps1uJ5 k4t6yJti 4 Z?mt4fz Ji 4 kNo1k5, wMost9l Q5 x[M[=5 hN4f9lq5 nN6f}9l .

DECENTRALIZATION

The Department of Public Works and Services, in consultation with the Decentralization Secretariat and the Department of Human Resources, is responsible for the infrastructure required to support the Government of Nunavut's decentralization initiative. This involves ensuring that requirements for office and staff housing accommodation and furnishings, as well as information technology systems, are met. In addition, Public Works and Services is coordinating the relocation of departments to decentralized communities, including the move and shipment of office furnishings and equipment.

		2001-2002 fNs/5 xg6g4n5 Main Estimates (\$000)	2000-2001 x6rQx3ymJ5 x3fi i b5 Revised Estimates (\$000)	2000-2001 fNs/5 x3fi i b5 Main Estimates (\$000)
rhj 7mz 5	DESCRIPTION			
w6vNw/6tk5 xrosyx5	Compensation and Benefits	-	-	-
gi syx5 x7ml wvJyx5	Grants and Contributions	-	-	-
i sDc5bD}5 wqCJ}9l	Travel and Transportation	-	16	16
x9M}=oE0Jt5 hN4fb9l	Materials and Supplies	121	-	-
i s=6bsJi 4 vmpcD}5	Purchased Services	733	798	798
57m6ftcD}5	Utilities	-	-	-
y8g}4tbsJi 4 vmpcD}5	Contract Services	-	108	108
xroExp5 xro6h}9l	Fees & Payments	-	-	-
xyq5 xroExò5	Other Expenses	346	1,278	1,278
vt9l Q5 xsM5tJ}5	Total Operations and Maintenance	1,200	2,200	2,200
vt9l Q5 xrgJ}tk5	Total Capital	-	-	-
vt9l Q5 xroExp5	Total Expenditures	1,200	2,200	2,200

s6hxl oEp5 WoE}=x

b4fx5bs6 vmpls1uJ5 i s=6ts9l t4, syv6b6ts9l t4, y3l xc6t5tps9l t4 gi s6vwps9l t4 s3hxl 1i 4 kNo1usk5 kNKu s3hsl oEpcq5gi 4 N1ui 6 WNhxZo1i 4. s3hsl c6t5tp5 y3l xcs3uJ5 c5bs/3Jxi 4 gi /sc6bi x3mb N7mN6yms3l t4, vJy5txq8N3l t4 x7ml x?l 5t8k5 vmJbs5txD8Nd9l Q5.

PETROLEUM PRODUCTS DIVISION

This Branch acquires, transports, stores and distributes petroleum products to those communities in Nunavut that are not serviced by the private sector. The Branch ensures that petroleum products are stored and distributed in an effective, efficient and environmentally responsible manner.

		2001-2002 †Ns/5 xg6g4n5 Main Estimates (\$000)	2000-2001 x6rQx3ymJ5 x3†i i b5 Revised Estimates (\$000)	2000-2001 †Ns/5 x3†i i b5 Main Estimates (\$000)
rhj 7mz 5	DESCRIPTION			
w6vNw/6tk5 xrosyx5	Compensation and Benefits	-	-	-
gi syx5 x7ml wvJyx5	Grants and Contributions	-	-	-
i sDc5bD†5 wqCJ†9l	Travel and Transportation	-	-	-
x9M}=oE0J†5 hN4fb9l	Materials and Supplies	-	-	-
i s=6bsJi 4 vmpcD†5	Purchased Services	-	-	-
‡7m6ftcD†5	Utilities	-	-	-
‡8g†4tbsJi 4 vmpCD†5	Contract Services	-	-	-
xroExp5 xro6h†9l	Fees & Payments	-	-	-
xyq5 xroExò5	Other Expenses	-	-	-
vt9l Q5 xSM5tJ†5	Total Operations and Maintenance	-	-	-
vt9l Q5 xrgJ†tk5	Total Capital	5,165	10,321	7,700
vt9l Q5 xroExp5	Total Expenditures	5,165	10,321	7,700

xy0p3b6g6 s6hxl oEp5 rNs/dtc3=z

rNs/c3=sJ6 xrgJtk5 gCz ?4g6 rNs/c3tbsd9l Q5 Wdt5 Nn3bs?1i q8k5, rNs/3ba0x05 x7m xSM0Jt5 xro3bsQxc3i q8k5. xSM0Jt5 xro3bsQx05 st6X4g5 xr5noxa?4g5 x6r5bs?8i q8k5 xSMi z Noj w8Nd9l A.

PETROLEUM PRODUCTS REVOLVING FUND

The fund provides working capital to finance inventory, accounts receivable and operating expenses. Operating expenses are recovered through the price structure to achieve a break-even operation.

		2001-2002 rNs/5 xg6g4n5 Main Estimates (\$000)	2000-2001 x6r0x3ymJ5 x3i i b5 Revised Estimates (\$000)	2000-2001 rNs/5 x3i i b5 Main Estimates (\$000)
x103bsymJ5 r[oq5	Authorized Limit	60,000	60,000	60,000
xSMbsi f5 cNwi 10	Operating Results			
rNs/n8i 6	Income			
i s=x4nui 5 tA/q5 Gpyi 4t9l Q5H	Sales Income (after taxes)	82,218	77,058	44,355
vt9l Q5 rNs/n8i 6	Total Income	82,218	77,058	44,355
xroExc3g5	Expenditures			
w6vNw/6tk5 xrosyx5	Salaries	2,201	1,951	1,951
xy1Q xesm0Jt5	Other Operations and	11,765	11,611	11,441
xSM5tJt9l	Maintenance			
xr1Q i s=x4nqb	Cost of Goods Sold	63,570	62,437	31,878
xro4nw5 d/N6bsJ5	Write Downs	1,173	1,833	810
vt9l Q5 xroExp5	Total Expenditures	78,709	77,832	46,080
xux4f5 Gvb1] 9l H	Surplus (Deficit)	3,509	(774)	(1,725)

xy0p3b6g6 Z?m4f5 y3l xq5b rNs/dtc3=z

xy0p3b6g6 Z?m4f5 y3l xq5b rNs/dtc3=z x6r5bsi fJ5 xrgJttA5 rNs/c3tbsd9l Q5 xbs5yu
y3l xc3i 4f5 x0pQi 4 Wdti 4 Nn3ymJdtc3i x3z b.

PUBLIC STORES REVOLVING FUND

Public Stores Revolving Fund was established to provide working capital to finance central warehousing of standard supply inventories.

		2001-2002 rNs/5 xg6g4n5 Main Estimates (\$000)	2000-2001 x6r0x3ymJ5 x3i i b5 Revised Estimates (\$000)	2000-2001 rNs/5 x3i i b5 Main Estimates (\$000)
xsm0Jt5 r9oq 5 wcl w5	Operating Limit lqaluit	400	400	400
xsm5tJt5 ckwo3mz b vt9l Q5 i s=34b5 wcl w5	Operating Results Net Purchases lqaluit	400	238	400
rNs/3b5 xroExo5 xroMs3t9l Q5 wcl w5	Net Issues lqaluit	400	125	400

WoExc3i 6 xyu8i 4 r[Z3gw9l t4
 DETAIL OF WORK PERFORMED ON BEHALF OF THIRD PARTIES

	2001-2002 fNs/5 xg6g4n5 Main Estimates (\$000)	2000-2001 x6r0x3ymJ5 x3i i b5 Revised Estimates (\$000)	2000-2001 fNs/5 x3i i b5 Main Estimates (\$000)
kNK5 yM4gn3=z 5 grysmctQi 4f5 xqctQAtz A5 kNK5 yM4gn3=z 5, WdtoEp4f5 WoE)=z 5 nNc5b3g5 x6r0xc3gomi 4 yM4gn3=s2 w9l dtq8i 4. xrosts?4g5 WoE)=t8k5 r[Zg6gQ5 yM4gn3=7us5 st6tbs?4g5 xr0tz o3LQ5 x6r5bsymJ5 mo4gQ5.	900	900	900
Nunavut Arctic College Through a memorandum of agreement with Nunavut Arctic College, the Department of Public Works and Services provides maintenance services on all college program facilities. Costs incurred by the department on behalf of the college are recovered through the charge-back arrangement.			
wo8i x3goEp3Jx5 vtmpq 5 _ r?9o6Fet3us5 grysmctQ8i 4f5 xqctQAtz A5 wo8i x6goEp7mE5 vtmpq 5, WdtoEp4f5 WoE)=z 5 nNc5b3g5 w9l dtq8i 4. xrosts?4g5 WoE)=t8k5 r[Zg6gQ5 yM4gn3=7us5 st6tbs?4g5 xr0tz o3LQ5 x6r5bsymJ5 mo4gQ5. p8N xqDt who8i x6g6 @)!_)@_u p4fx won6toEp3Jx4f5 k6v6tbsMs3mb.	-	600	600
Divisional Education Boards - Kivalliq / Kitikmeot Through a memorandum of agreement with the Divisional Education Boards, the Department of Public Works and Services provides maintenance services for its buildings. Costs incurred by the Department on behalf of the Boards are recovered through the charge-back arrangement. This agreement will terminate in fiscal year 2001-02, as the Divisional Education Boards have been dissolved.			
vt9l Q5 WoE)=sJK5 Total Department	900	1,500	1,500

x=5g3ymi q5 ñNs/5 xg6g4n5
DISTRIBUTION OF BUDGET

	xz J6yv3=4 Headquarters (\$000)	er3pl 4 Qikiqtaaluk (\$000)	r?9o6 Kivalliq (\$000)	et3us5 Kitikmeot (\$000)
w6vNw/6tk5 xrosyx5 Compensation and Benefits	8,114	2,712	2,572	1,941
gi syx5 x7ml wvlyx5 Grants and Contributions	-	-	-	-
i sDc5bD]t5 wqCJ]t9l Travel and Transportation	985	353	344	276
x9M}=oE0Jt5 hN4fb9l Materials and Supplies	450	229	1,208	193
i s=6bsJi 4 vmpcD]t5 Purchased Services	3,982	37	86	49
§7m6ftcD]t5 Utilities	-	4,348	1,495	1,131
ÿ8g]4tbsJi 4 vmpcD]t5 Contract Services	37,321	3,937	6,523	4,534
xroExp5 x7ml xro6h]t5 Fees & Payments	114	37	34	25
xyq5 xroExò5 Other Expenses	3,297	-	-	-
vt9l Q5 xsM5tJ]t5 kesmt5tJ]t9l Total Operations and Maintenance	54,263	11,653	12,262	8,149
vt9l Q5 xrg]tk5 Total Capital	455	3,945	1,120	725
vt9l Q5 xroExoo]t5 Total Expenditures	54,718	15,598	13,382	8,874

kNᐅᓂ Z?mtqᓂ
wqᑕJtoEᐅ9I



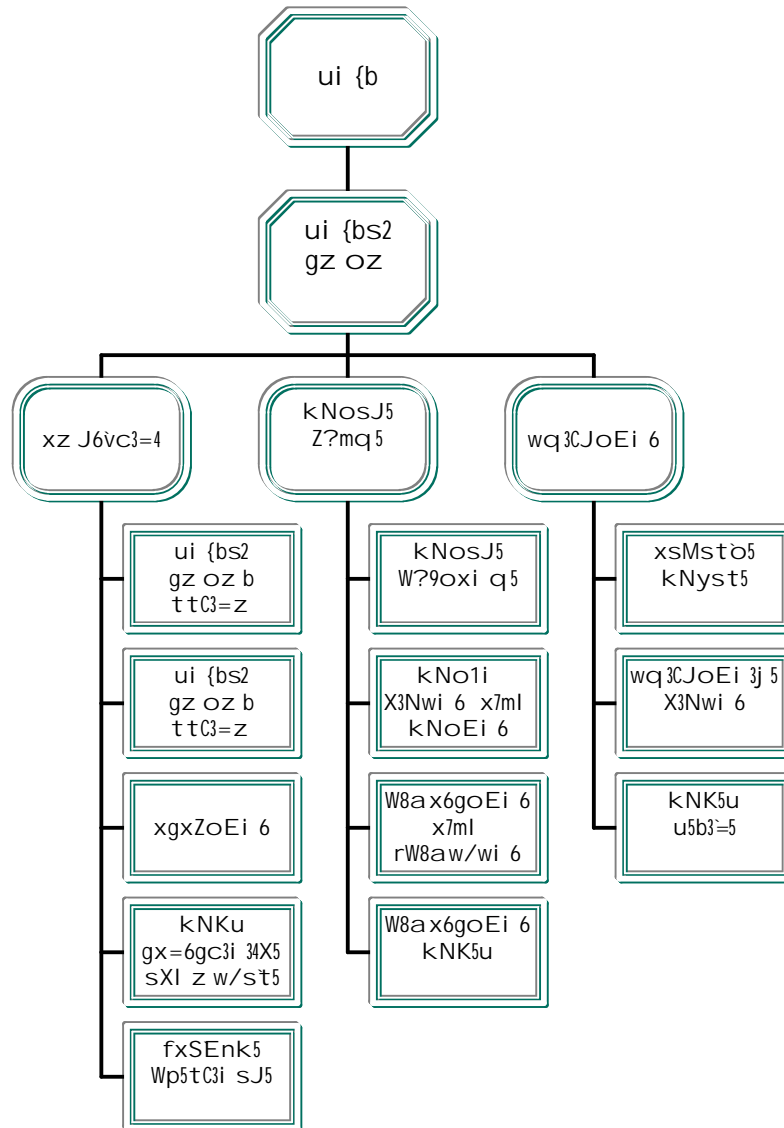
COMMUNITY GOVERNMENT
AND TRANSPORTATION

74 xNDx6
 ui {b

mw4 =sE{
 ui {bs2 g[ox

D{uSE jNw8N6
 ui {bs2 goxb wvJ4tx

rNs/oEi 3j 5 NI Nw3ymJ5

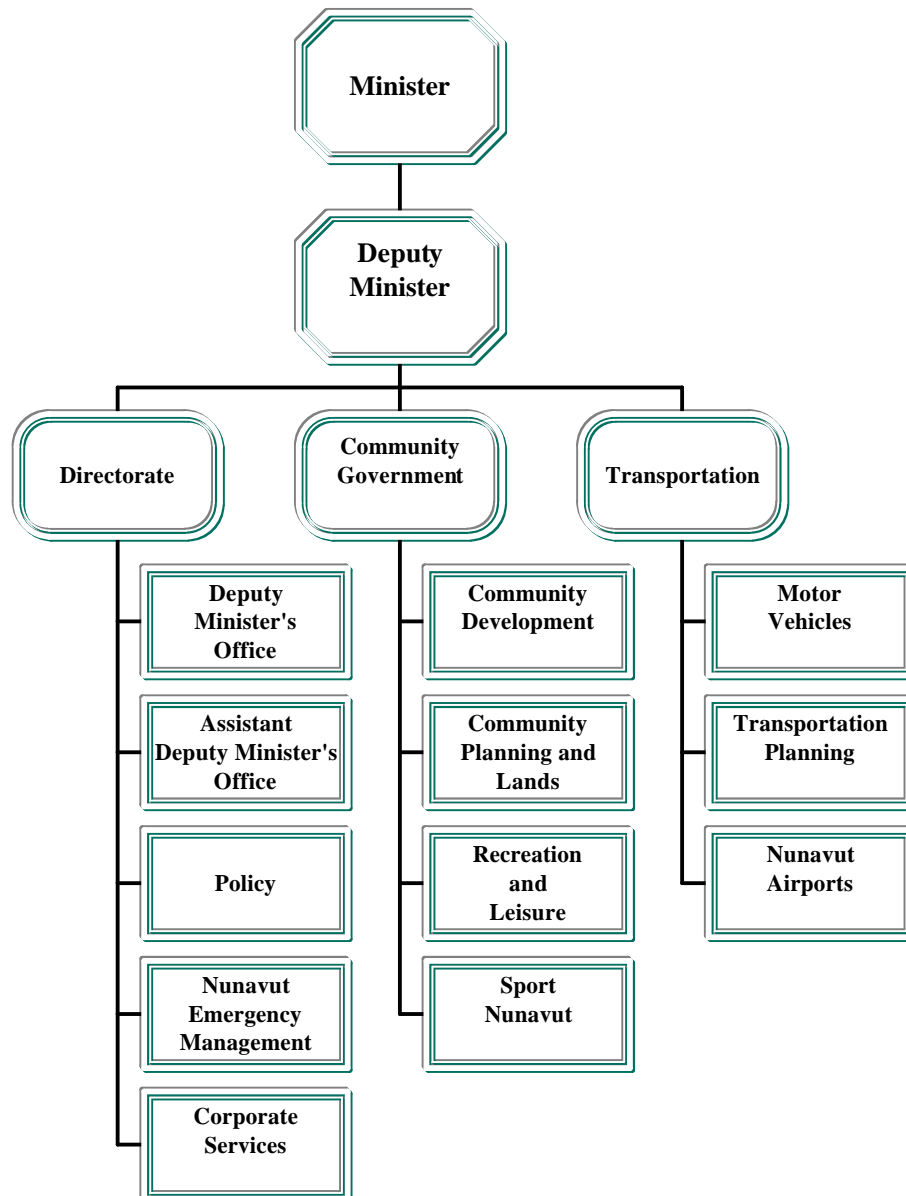


Jack Anawak
Minister

Mike Ferris
Deputy Minister

Rosemary Keenainak
Assistant Deputy Minister

ACCOUNTING STRUCTURE CHART



W/5noxaymJ5

ui {bQ/sJ6 kNp5 Z?mtq8k5 wqCJtoEp4f8k9l , WoEctc6Li kNp5 Z?mq8i 4 xyq8i l ,
wvJ6tsJ5 W?9oxTbsJi 4, xgw8Nst5t9l t4 xesmt5tps9l t[l vmpsA8N6gi 4 x4gxi c6gi 4
kNo1k5 bmw8i kNooEJti wqCJtoEJti l , wl x6y?9oxq8Nd9l Q5 kNo1usk5
wkJtQ/sJ5, wo6fy3uA9l fNs/4nsbsJ8N6g5, x7ml xJq8i 6bE/sJ8N6gi 4 kNo1us5
tAy?9osq8Nd9l Q5.

gCZ5n5

- ◆ x4hlw t4 bmw8koj6 kNKus5 yKi Ei x6bq8k5 X3NwJti 4 bsKz fpJu4 wkJctQ5txDti 4
x8i xc3Nq5goEJti 4, cspmi q8i q8i l xJ6nqJt4nq8i l X3NwJtc3l t4
NI Nw/6bsJji 4 ez s3u toyJbsMs6g5 WoExaMs6Lt4.
- ◆ x4hlw t4 kNp5 moZ4nq8i 4 Wd/4ni 4.
- ◆ x4hlw t4 f4gCsti 4 w0JxZ4nsAuN6gi 4 x7ml cspn6bst5tl t4 cktQ fNs/i 4
xg3i cExc3i x3mz b xgi kNp5, xgx6yl t4 moZos6t4f5 euDJbtQc5b6bq8i 4 moZ4ni 4
cspnoZz u4 x7ml kNp5 WJ8N3i 6bE?9ox/q8i 4 X3NwJtos3l t4.
- ◆ wMscbsl t4 cspnDbsJi f7m6ftcDti 4 fNs/oEp4f8i xsM5tp4f8i l x7ml
Z?mtsct[Q4goEp4f8k5.
- ◆ x4hlw t4 bwms k5 x6ftQ/sA8N6gi 4 kNp5 whmQ/q8i 4 xJkwnhoZz b Z?mt4f8k5
xg6bsi x6gi 4.
- ◆ ei 6tsl t4 Z?mt4f8i fNs/i 4 tA/sJ8N6gi 4 kNo1i Wdt3JxosDt4ni 4, wMst9l A
cz gw8N4f5 wcl w5 u5b3=z b wobE/sJt0A8N3i x6bq8i 4 kN3Jxusk5 u5b3=Q/si z k5.
- ◆ WQx6t5tps9l t4 W?9oxT5tps9l t[l yK9o6Xu cEbs/tA6gi 4 fNs/oEJti 4 bmw8k5
xg6bsJ8N6gi 4f4gCsbsl t[l Wz hi kNo1i .
- ◆ x4hlw t4 Wdtq8i 4 NnwJti 4 j8Nj5 xa7mto6t9l Q5 x7ml b9omk5 srsk5
X3NwJtos3t4 WdtD4ni 4 xz J6y4f=xi kNo1i l .
- ◆ s0p6h5tx3l Q5 kNooj5 kNKu sXl z w/6ym5txCl x3mz b xJq5txCl x3mz bl
X3N4ym5txd9l Q5 gx=6gu4 vmJ8N5txd9l Q5 ei 6bsJcExc3i 6X5 X3nWJcExc3i 6X9.
- ◆ Wl x6yP9oChx6\j8N3l Q5 c5tEJj5 nS0pymJj9l Wbc5txq8Nd9l Q5 nN6ftc5txD8Nd l Q9l .
- ◆ x4hlw t4 wvJ6nDt4ni 4 Wv7m4gi 4 gdJcCJq8i 6nso3i x3m5, x8i 6gi 4 x7ml WdtQ/sJi 5
hC4yEJbsc5b6gi 4 x3l xeJcZz 5 kNu, wm3u x7ml u5b3=i .
- ◆ Wj=4nc5tbsT9l Q5 W?9oxTbsA8N3i x3mb xysp/sc5b7q7mb l kNo1i Wax6t5tpsc5b6g5
wvJ6tsc5b6g9l , nwXeJtcD8Nd9l Q5 kNo1i WQx6tbsymJi 4.
- ◆ vJyt5tpsl t4 kNKu wqCJtk5 yKi Ei x6b5t8k5 X3NwJbsymJi 4.
- ◆ wvJ6tsl t4 wi 9M4nwl t[l wcl 1usk5 k4usk9l srs4f5 Wax=[JxDt4ni 4.
- ◆ wl x6yP9o6t8Nhx3l Q5 Z?mt4f5 xgxZq5, WoE=q9l vmJtq9l ckgw8N6 NI Nw/wl t4
wMstbsj=4nq8i 4 wkW5 cspmi qb w6vNw/3=i , Z?m4f5 yK7j x4n6bsd/qi WoE=q8i l
- ◆ wvJ6nw8N3l Q5 WD6n?9oxTbsJ8N6g5 kNKus5 fNs/4nstq5.
- ◆ xJj8Nc5b3l Q5 WQx6t5tpsl t[l Wax6tk5 xsMbsJi 4 WaxDti 4 W?9oxT5tJti 4
bm8koj6 wMs=sA8N6gi 4.
- ◆ Wxi 4l Q5 vJy5txD8N6g5 wMs=QA8N6bq5 kNp5 Z?mtq8i wqCJtoEJti l WoExE/q5.
xysp5bwoml Q5 WD6X9oxT9l Q9l w6vNw/6j5
- ◆ cspmi E/q9l .

MISSION

The Minister and the Department of Community Government and Transportation, *in partnership with* municipal governments and other stakeholders, support the development, provision and maintenance of programs and services which affect the communities in all areas of municipal responsibility and transportation, thus enhancing community quality of life, social and economic opportunities, and community capacity.

GOALS

- ◆ Develop a comprehensive strategy for long-term community development through the wellness, capacity and economic plans identified in the Bathurst Mandate.
- ◆ Develop new municipal legislation.
- ◆ Develop a model and conduct an assessment of funding needs by community, consistent with the Legislative Review and Community Capacity Plans.
- ◆ Participate in the review of subsidies and utilities conducted by the departments of Finance and EIA.
- ◆ Develop a process that can be used on an ongoing basis to collect community input into government.
- ◆ Find means of accessing federal funding for infrastructure development, including the feasibility of designating Iqaluit as an International Airport.
- ◆ Initiate development and pilot an electronic financial reporting/evaluation system in three communities.
- ◆ Develop an up-to-date capital inventory and 5-year Capital Plan for headquarters and each community; make both accessible to communities and within the Government of Nunavut.
- ◆ Ensure all Nunavut communities are prepared and able to deal with search and rescue.
- ◆ Improve fire protection programs and systems.
- ◆ Develop programs to help reduce fatalities, injuries and property damage related to accidents on roads, on waterways and at airports.
- ◆ Facilitate the development and retention of community volunteers to support sport, and recreation and leisure activities.
- ◆ Implementation of the Nunavut Transportation Strategy.
- ◆ Assist in the preparation of the Iqaluit-Nuuk Arctic Winter Games.
- ◆ Improve policies, programs and services by identifying ways to incorporate Inuit Qaujimagatuqangit into the work environment, policies and programs.
- ◆ Stimulate growth of the Nunavut economy.
- ◆ Encourage and facilitate an athlete-centered approach in the development of sport at all levels of participation.
- ◆ Complete the successful integration of Community Government and Transportation functions.
- ◆ Retain and build on human resources.

x=4g6ymi q5 xroExp5
DETAIL OF EXPENDITURES

		2001-2002 †Ns/5 xg6g4n5 Main Estimates (\$000)	2000-2001 x6r0x3ymJ5 x3i i b5 Revised Estimates (\$000)	2000-2001 †Ns/5 x3i i b5 Main Estimates (\$000)
rhj 7mz 5	DESCRIPTION			
w6vNw/6tk5 xrosyx5	Compensation and Benefits	11,484	10,576	11,469
gi syx5 x7ml wvJyx5	Grants and Contributions	34,744	31,323	31,323
i sDc5bD†5 wqCJ†9l	Travel and Transportation	2,252	2,019	2,206
x9M}=oE0J†5 hN4fb9l	Materials and Supplies	788	778	789
i s=6bsJi 4 vmpcD†5	Purchased Services	286	276	428
‡7m6ftcD†5	Utilities	1,018	1,018	1,019
‡8g†4bsJi 4 vmpcD†5	Contract Services	11,312	11,449	11,761
xroExp5 xro6h†9l	Fees & Payments	1,485	1,477	1,486
xyq5 xroEx5	Other Expenses	2,045	2,613	2,542
vt9l Q5 xsM5†J†5	Total Operations and Maintenance	65,414	61,529	63,023
vt9l Q5 xrgJ†tk5	Total Capital	12,950	21,342	15,546
vt9l Q5 xroExp5	Total Expenditures	78,364	82,871	78,569

xSM5tp5

xSM5tp5 wkc6g5 ui {bs2 g[oxi 4, yK7j x4bs0xo1i 4 xgxZos6ti 4, x5b3N6gc/w4fti 4
xSM5tpi 4, jNs/oEpi 4 WoE=i l xSM5tpi 4, wcl 1i xz J6p4f=1u cz bh4f=oEp5,
cspmpcE9l t4 tudtz b yKi Ei x6b5t8k5 X3Nwpq8i 4, w/u4foz Ji 4bs6 cspmpc3uJ5
kNo1i W?9oxtbsJi 4, wkw5 cspmi q8k5 WP9osbsJ8N6gi 4 WD6nwpcsE9l t4,
cspmpcE9l t4 W8ax6goEJt5 W0Jt09l 05 x7ml 5bs6 p4fxnw8Nw5 x[M[=cs3uJ5 kNo1i
x=4g6ymi q8i Z?mt4f5 x[M[=q8i .

DIRECTORATE

The Directorate consists of the Deputy Minister's office, Policy Division, Emergency Management Division, Finance and Administration, Iqaluit Capital Airport, Special Advisor for Corporate Affairs and Strategic Planning, Special Advisor for Community Development and Inuit Qaujimagatuqangit, Special Advisor for Sport and Recreation, and the corresponding divisions in the regional offices.

		2001-2002 jNs/5 xg6g4n5 Main Estimates (\$000)	2000-2001 x6r0x3ymJ5 x3i i b5 Revised Estimates (\$000)	2000-2001 jNs/5 x3i i b5 Main Estimates (\$000)
rhj 7mz 5	DESCRIPTION			
w6vNw/6tk5 xrosyx5	Compensation and Benefits	4,181	3,794	3,882
gi syx5 x7ml wvJyx5	Grants and Contributions	99	3,549	3,549
i sDc5bDj5 wqCJt9l	Travel and Transportation	773	681	739
x9M}=oE0Jt5 hN4fb9l	Materials and Supplies	270	266	270
i s=6bsJi 4 vmpcDj5	Purchased Services	145	139	195
37m6ftcDj5	Utilities	305	305	305
y8g4bsJi 4 vmpcDj5	Contract Services	1,029	1,025	1,033
xroExp5 xro6h9l	Fees & Payments	1,344	1,339	1,345
xyq5 xroExo5	Other Expenses	932	1,003	932
vt9l 05 xSM5tJt5	Total Operations and Maintenance	9,078	12,101	12,250
vt9l 05 xrgJtk5	Total Capital	-	-	-
vt9l 05 xroExp5	Total Expenditures	9,078	12,101	12,250

xSM5tp5
DIRECTORATE

	2001-2002	2000-2001	2000-2001
	†Ns/5	x6r0x3ymJ5	†Ns/5
	xg6g4n5	x3i i b5	x3i i b5
	Main	Revised	Main
	Estimates	Estimates	Estimates
	(\$000)	(\$000)	(\$000)
gi syx5 x7ml wvJyx5 Grants and Contributions			
wvJyx5 Contributions			
c5tEi 3j 5 wo8i x6t5ti 6 †Ns/c6t9l 05 kNosJ5 kNq8i c5tEi 3j 5 wo8i x6tbsd9l 05 Wymw8N3i 4f5 kNosJi c5tEi 3j 5 wo8i x5t5tpi 4. c5tEi 3j 5 wo8i x3i 6gcMsc5b3i x3S6 wM4f5 kNosJi , wMc3l t4 kNosJi cspmpb7mEsi 3u4 wo8i x3i 3u4.	45	45	45
Fire Training To provide funding to municipalities for community-based fire fighting instruction by retaining community fire instructors. Fire fighting training events will be held regularly in each community, supplemented with community-based specialty training.			
k4t6bsJ5 xyq8i 5 Z?mt4fz Ji 5 W0x6t5tymo6g5 †Ns/k5 k4t6yJt4ni 4 x0p0q5gti 5 Z?mt4fz Ji 5 kNp5 WoE=q8k5. kNo1us2 Z?mtq5 xbsy5bw8N3u5 Z?mt4f8i 5 †Ns/6pEc5b6bq5 W/sJ8N6yi x3mb xro6bsc5b08N6yi x3mb kNp5 xrpt5tpsc5b6g9l Z?mt4f8i . ¹	-	3,450	3,450
Transfers from Other Government Departments An initiative to transfer resources from various departments to municipalities. This will allow municipalities to have one funding agency from which to receive their payments. Program allocations will still be negotiated between the municipality and the funding department. ¹			
wvJyx5 Contributions c5tDt5 xgw8Nst5tl t4 x0p0q5gi 4 c5tEi 3j 5 xg6bsJ8N3gi 4 kNystk5 c5tDt5k5 s}?! 8] 5 c5tEpo†nk5 kNosJi .	54	54	54
Fire Equipment To provide miscellaneous fire fighting equipment for fire trucks or individual firefighters in the communities.			
vt9l 05 wvJyx5 Total Contributions	99	3,549	3,549
vt9l 05 gi syx5 wvJyx9l Total Grants and Contributions	99	3,549	3,549

! bfvw8N4r5 wvJyxE/sc5b6g5 kNp5 Z?mtq8k5
1 Refer to Contributions for Community Government.

kNp5 Z?mtoEpq5

kNp5 Z?mtoEpq5 vmpsJ5 wonwJti4 kNp5 vtmpq8i4, x7ml s0p6h6ts9l t4 cspn6ts9l t[l kNo1i xsMbsJi4, kNo1i xrgJti4 WdtoEJti4, nN6ft3Jxi4 cspmpcs6g5 jNs/c6t5tps9l t4 kNoEJtk5, x7ml xsM5tps9l t4 vuyNs2 kNdtq8i4. W4fuEps9l t[l W8ax6goEJti4, kNo1i yK9o6h6t4ni4 W?9oxt5tps9l t4, xsM5tps9l t4 W8ax3=i4 x8i rb3=1i4, x7ml gnsmt5tps9l t4 wvJ6n6ts9l t4 kNo1i is=x4ncJhi4, xsM5tps9l t4 k[l 4bDbSc5b6g5 moZq8i4 x7ml w[l i4 is=x4ncJhi4 nS0pympl t4, kNKul is=c5bJhk5 s8i 3l Qx3=sA8N6Lt4. kNo1i, kNosctQ=sJil gQ3=sc5b6Lt4 Z?mtoJnk5 gM4b3=sil t4.

COMMUNITY GOVERNMENT

The Community Government Branch provides training to community council members, monitors and evaluates municipal operations, manages capital programs, provides appropriate technical and financial resources to communities for land use planning, and administers Commissioner's land. It also promotes amateur sport, develops leadership skills, administers the Recreation Facilities Operators program, provides information and assistance about consumer products and services, administers the lottery and real estate licensing programs, and serves as the Nunavut Consumer Complaint Bureau. Locally, regional offices are the main points of government contact.

		2001-2002 jNs/5 xg6g4n5 Main Estimates (\$000)	2000-2001 x6rQx3ymJ5 x3i i b5 Revised Estimates (\$000)	2000-2001 jNs/5 x3i i b5 Main Estimates (\$000)
rhj 7mz 5	DESCRIPTION			
w6vNw/6tk5 xrosyx5	Compensation and Benefits	4,733	4,117	4,797
gi syx5 x7ml wvJyx5	Grants and Contributions	34,645	27,774	27,774
i sDc5bDj5 wqCJj9l	Travel and Transportation	1,062	893	1,003
x9Mj=OE0Jt5 hN4fb9l	Materials and Supplies	99	92	97
i s=6bsJi4 vmPCDj5	Purchased Services	77	73	134
37m6ftcDj5	Utilities	-	-	-
y8gJ4bsJi4 vmPCDj5	Contract Services	1,168	1,309	1,612
xroExp5 xro6hJ9l	Fees & Payments	109	105	108
xyq5 xroEx05	Other Expenses	1,113	1,610	1,610
vt9l Q5 xsM5tJj5	Total Operations and Maintenance	43,006	35,973	37,135
vt9l Q5 xrgJtk5	Total Capital	10,280	15,651	12,514
vt9l Q5 xroExp5	Total Expenditures	53,286	51,624	49,649

kNp5 Z?mtoEpq5
COMMUNITY GOVERNMENT

	2001-2002	2000-2001	2000-2001
	†Ns/5	x6r0x3ymJ5	†Ns/5
	xg6g4n5	x3†i i b5	x3†i i b5
	Main	Revised	Main
	Estimates	Estimates	Estimates
	(\$000)	(\$000)	(\$000)
gi syx5 x7ml wvJyx5 Grants and Contributions			
<i>gi syx5 Grants</i>			
X3yD†t5 s3hxl w5 xr5gEx3i q8k5 †e0x6yJbsJ5 xgw8Nst5†l t4 †Ns/i 4 kNp5 Z?mtq8k5 xr†JbsJ8N3i x3mb s3hxl w5 xsMbsJtq8k5 xr5gEx6X9oxi q8k5 xg6bsi x6gi 4.	695	-	-
Fuel Price Adjustment To provide a grant to Nunavut municipalities to offset incremental operating costs associated with fuel price increases.			
kNKu kNp5 vg0pctDz 5 †Ns/c6†5†l t4 kNK5u kNp5 Z?mq8k5 wvJbsd9l 05 xr0/s?4gk5 vg†ctDaj5 xsM9Jtq8k5 x7ml rs0Jbsi x6gk5 WoE}=sJ6 wvJ6gwi z i 4.	100	100	100
Nunavut Association of Municipalities To provide a grant to Nunavut municipalities to offset some operating costs of the association and to acknowledge departmental support.			
wkgc3k5 gi /s?4g5FbmsNgw8N6 gi /s?4g5 xgw8Nst5†l t4 N1ui E/sJj5 †4y/3i 3j5 wvJ†ti 4 wkgc3k5.	100	100	100
Senior Citizen Grants/Extraordinary Grants To provide property taxes subsidy to senior citizens and disabled persons.			
†Ns/w5 gi /s?4g5 †4y/8q † 3L t4 †Ns/w5 gi /s?4g5 †NK5u kNo1i Z?m0/sJk5 x0p09l A Nl Nw6bsymJj5 †4y†/Dbs?4g5 Wd†5 xrc3i q5 mo4L05 wo/s†hk5 Z?m4f5 N1ui E/q8k5.	1,020	1,020	1,020
Grant in Lieu of Taxes A grant to municipal corporations equal to the assigned mill rate applied to assessed government properties.			

kNp5 Z?mtoEpq5
COMMUNITY GOVERNMENT

	2001-2002 In/\$ Main Estimates (\$000)	2000-2001 Revised Estimates (\$000)	2000-2001 Main Estimates (\$000)
gi syx5 x7ml wvJyx5 Grants and Contributions			
<i>gi syx5</i> Grants			
ri 6gk5 s3hxl k5 xr5gEx3i q8k5 Noj oDt xgw8Nst5tl t4 In/\$ i 4 kNp5 Z?mtq8k5 xr5JbsJ8N3i x3mb s3hxl w5 xsMbsJtq8k5 xr5gEx6X9oxi q8k5 xg6bsi x6gi 4.	127	-	-
Diesel Fuel Stabilization Rider To provide a grant to Nunavut municipalities to offset incremental operating costs.			
bmsNgw8N6 gi /sJ5 xgw8Nst5tli bmsNgw8N6 xbsyx3l A gx=3N6g4f5 In/\$ i 4 gi yi 3u4 kNosJk5 i EsNq5g4f5 Wdtq8i 4 hC4gc6X5.	33	33	33
Extraordinary Grant To provide an extraordinary one-time emergency grant to communities for unexpected equipment breakdown.			
kNo1i 4 W?9oxt5tJt5 In/\$ xgw8Nst5tl t4 N7mN6yJi 4 In/\$ i 4 xg6bsA8N6gi 4 kNo1usk5 xsM5tJti 4 ke4hwNhx6t9l Q5. ²	-	1,744	1,744
Community Development Funds To provide a reasonable amount of funding to communities to be used for locally determined administrative projects. ²			
<i>vt9l Q5 gi /sc5b6g5</i> Total Grants	2,075	2,997	2,997

² bfvw8N4r5 wvJyxE/sc5b6g5.

² Refer to Contributions.

kNp5 Z?mtq5
COMMUNITY GOVERNMENT

	2001-2002	2000-2001	2000-2001
	ᐅNs/5	x6rQx3ymJ5	ᐅNs/5
	xg6g4n5	x3ᐅi i b5	x3ᐅi i b5
	Main	Revised	Main
	Estimates	Estimates	Estimates
	(\$000)	(\$000)	(\$000)
gi /sh5 x7ml wvᐅbsh5 Grants and Contributions			
<i>wvᐅyx5 Contributions</i>			
WoE=i 4 k4t6y)=sJ5 xyq8i 5 Z?mt4f8i 5 WQx6t5tJbsymJ5 ᐅNs/i 4 k6t6yJbsi x6gi 4 xyq8i 5 Z?mt4fz Ji 5 kNp5 Z?mtq8k5. bwᐅ4 kNp5 Z?mtq5 xbsy5bw8N3u5 ᐅNs/i 4 trnw}=4nc3i x3mb. WoE=i 4 k4t6y)=sZz b kᐅctQAbsc5bMz J5 kNp5 Z?mtz k5 x7ml ᐅNs/c6t5tpsJj5 Z?mt4f8i .	3,685	-	-
Transfers from Other Government Departments An initiative to transfer resources from various departments to municipalities. This will allow municipalities to have one funding agency from which to receive their payments. Program allocations will be negotiated between the municipality and the funding department.			
Noj o6tbsJ5 rNs/i 4 gi /sc5bMz J5 wvJ6bsNhx3l t4 kNo1i ᐅᐅy/w/6yc5b6gi xrᐅJbsi x6gi 4 kNooEJtk5 kNo1usi 4 vm5txD8N3i x3mb.	768	768	768
Equalization To provide contributions to assist municipal taxing authorities in the provision of municipal services to community residents.			
wu6bdᐅ5 x4b6bsJᐅ9l d3=q8i 4 ᐅNs/5 rNs/i 4 gi /sc5bMz J5 kNp5 Z?mtqb xrᐅJtQi x6bq8i 4 wuc6t5tJtk5 x4b6tcDᐅ9l d3=q8i 4 kNo1usi .	5,095	4,785	4,785
Water and Sewage Services Block Funding To provide contributions to community governments to offset the high cost of water and sewage services to local residents.			

kNp5 Z?mtoEpq5
COMMUNITY GOVERNMENT

	2001-2002 ᐅNs/5 xg6g4n5 Main Estimates (\$000)	2000-2001 x6r0x3ymJ5 x3ᐅi i b5 Revised Estimates (\$000)	2000-2001 ᐅNs/5 x3ᐅi i b5 Main Estimates (\$000)
gi syx5 x7ml wvᐅyx5 Grants and Contributions			
<i>wvᐅyx5 Contributions</i>			
wkw5 W8axDyq 5 wvJ6bsd9l 05 x=4g6ymJi srs6b6gu W8ax6goEpq 5 xr0/s?4gk5 x3ᐅabᐅᐅ5 W8axDygc5?4gk5 x7ml N9os8i 3ys3i sJk5.	20,010	18,867	18,867
Municipal Operating Assistance Program (MOAP) To make transfer payments to assist hamlets in meeting their operational costs.			
kNooEJti 4 W?9ox5t5tJᐅ5 ᐅNs/5 xg6bsi x6gi 4 WoExE/sJ5 xsMbsJtq8k5 xrᐅJbsA8N3i x6gi 4.	1,544	-	-
Community Development Funds To provide a reasonable amount of funding to communities to be used for locally determined administrative projects.			
srs6b6gu W1ax6t5tJᐅ5 wvJ6nDᐅ5 srs6b6gu kNosctᐅ=5Ji Wax6goEpᐅ5 vg0pctᐅq8k5 xrᐅJbsA8N3i x3mb wo6fygc3ug5 W8axDy3i 4 Wax=[Jx6t5toᐅz b xrᐅJt4nq8i 4.	103	103	103
Northern Games To assist the regional Northern Games Association with costs associated with annual traditional games and celebrations.			
xs/4f5 SwJᐅ3=cDᐅ5 xsMbsJtq 5 wvJ6nDᐅ5 kNp5 Z?mtq8k5 xrᐅA8N3i xm3b m3ᐅ1k5 xf8i z i wonwJti 4 Wax6goEp4ni 4. won6ti 4 wonwc5b3mb xJD8] 6nl 05 kNoz i Wax6goEp5 yK9o6h6tsi 3u4 WoExcoD8N3i xmb. ³	134	134	134
Summer Pool Operations To financially assist municipal governments to hire supervisors and assistants to operate public pools and waterfront programs. ³			

³ NI Nw/wJᐅ5 wvᐅyxac5b6gi 4 xy0p6bsymo6g6 xs/4f5 SwJᐅ3=cDᐅ5 k5 kNo1i yKo6tsi 3u4 WoExE/sJi 5.
³ Description of contribution has been changed to Summer Pool Operations from Leadership Program Management.

kNp5 Z?mtoEpq5
COMMUNITY GOVERNMENT

	2001-2002 fNs/5 xg6g4n5 Main Estimates (\$000)	2000-2001 x6rQx3ymJ5 x3i i b5 Revised Estimates (\$000)	2000-2001 fNs/5 x3i i b5 Main Estimates (\$000)
gi syx5 x7ml wvJlyx5 Grants and Contributions			
<i>wvJlyx5</i> Contributions			
Wax6goEp5 kNKu wvJ6n3l Q5 Wax6goEp4f5 tudtq5, vg0pctQq9l WaxEx6nw9l t4 xroExoq8i 4, vtmt5tJtq5, vtm=[Jx6t5tJtq5, WoExE/sJ9l W4fuJhEJt5 xro6h6bsNt4 Wax6t5tJtk5. ⁴	997	-	-
Sport Nunavut To assist sport organizations, associations with the cost of clinics, workshops, conferences, competitions, and projects oriented towards the development and promotion of amateur sport. ⁴			
nwXeJt5 WaxDjt9l wvJ6nChxl Q5 Wax6goEpk5 tudtQ/sJ5, vg0pctQAbsJ5 r4fgw8Nw9l Wax6t5tJmJ5 x8i rb6t5toQz b, wonw7h3u vtmt5tJz b, vtm=[Jx6t5tJ9l, WoExcQz bl x4hDtc6Lt4 xrmc5bstNhx3i 3u4 WaxDt5tA5. ⁵	234	120	120
Recreation and Leisure To assist sport organizations and individuals with the cost of clinics, workshops, conferences, competitions, and projects for which assistance is not available under programs administered by Sport Nunavut. ⁵			
vt9l Q5 wvJlyx5 Total Contributions	32,570	24,777	24,777
vt9l Q5 gi syx5 wvJlyx9l Total Grants and Contributions	34,645	27,774	27,774

4 wvJlyxE/sc5b6g5 srs6b6gu Wax6goEp4f8k5 kNKu W?9ox5tJtgw8NsJ1mb srs6 @)))F@))!_u.

4 Contribution Budget for Sport Nunavut was in development phase in fiscal year 2000/2001.

5 nwXeJt5 WaxDjt9l xtcMs6ymJ6 Wax6goEp5 x] C/[=os6t9l

5 Recreation and Leisure formerly Sport and Recreation.

wqCJtoEp5

wqCJtoEp5 xgw8Nst5t1uJ5 r4fgw8Nk5 i sDvbAti 4 syv6bDti l kNKu. jNs/tA5
wwJ6nstc3uJ5 kNo1i nN/soz b x6fj5 WhJj5 x7ml x5b3N6gc/w4ftk5
wonwJtc6t5tps1uJ5 kNo1i. kN4fj5 moZq8i 4 vJyt5tp5 xgxZi l mo4bst5tps9l t4
Mwnj3=i kN4fjD8N6yJK5 kNKu, u5b3=oEJtil xSM5tps9l t4 x5b3N6gc6bwod9l A
bwmz k9l kesmtbsq8Nd9l Q5 u5b3=oEJj5 cz bh4f=oEJj5 bmw8i kNo1i NMsyEpsJ5
NavCanada_4f5 WoEctQ9l Q5, x7ml wwJ6n6ts9l t4 kNKu kNo1i wqCJtcs6t5thQ5.

TRANSPORTATION

The Transportation Branch provides for the movement of people and freight in Nunavut. It provides financial assistance to communities for constructing locally-owned roads and trails and delivers educational safety programs. It enforces the Motor Vehicle Act, regulates and licenses drivers and vehicles operating in Nunavut, ensures airport operations are safe and reliable, provides and maintains airport facilities and services in all communities, operates Community Aerodrome Radio Stations in conjunction with NavCanada, and provides assistance to Nunavut communities for transportation infrastructure.

		2001-2002	2000-2001	2000-2001
		jNs/5	x6rQx3ymJ5	jNs/5
		xg6g4n5	x3i i b5	x3i i b5
		Main	Revised	Main
		Estimates	Estimates	Estimates
		(\$000)	(\$000)	(\$000)
rhj 7mz 5	DESCRIPTION			
w6vNw/6tk5 xrosyx5	Compensation and Benefits	2,570	2,665	2,790
gi syx5 x7ml wwjyx5	Grants and Contributions	-	-	-
i sDc5bDj5 wqCJj9l	Travel and Transportation	417	445	464
x9Mj=oE0Jt5 hN4fb9l	Materials and Supplies	419	420	422
i s=6bsJi 4 vmpcDj5	Purchased Services	64	64	99
37m6ftcDj5	Utilities	713	713	714
y8g4bsJi 4 vmpcDj5	Contract Services	9,115	9,115	9,116
xroExp5 xro6hh9l	Fees & Payments	32	33	33
xyq5 xroExo5	Other Expenses	-	-	-
vt9l Q5 xSM5tJj5	Total Operations and Maintenance	13,330	13,455	13,638
vt9l Q5 xrgjtk5	Total Capital	2,670	5,691	3,032
vt9l Q5 xroExp5	Total Expenditures	16,000	19,146	16,670

WoExc3i 34 xyu8i 4 r[Z3gw9l t4
 DETAIL OF WORK PERFORMED ON BEHALF OF THIRD PARTIES

	2001-2002 fNs/5 xg6g4n5 Main Estimates (\$000)	2000-2001 x6r0x3ymJ5 x3i i b5 Revised Estimates (\$000)	2000-2001 fNs/5 x3i i b5 Main Estimates (\$000)
fNs/k5 xqDjt kNKu Wdt3JxosDt4nk5 fNs/c6tbsJ5 xrpJbsi x6gi 4 xroExoq8k5 X3NwJtk5, tt6gC6bsJtq8k9l, nN/sJtq8k9l, x7ml xq[0QxDtk5 xrq8k5 kNo1i WoE=k5 nN=k9l W/s0xc6gi 4 kNKu kNpCb6t9l Q5 nN6fbsi x6gi 4.	-	250	250
Funding Agreement for Nunavut Infrastructure Provides funding to cover costs incurred for planning, design, construction, and expansion of incremental municipal facilities required as a result of creating the new Territory.			
kNo1i cz bh4f=1i yM8i x6]t5 NMstc3=q5 GYH kNK5 Z?mq5 r[Z6gw?4g5 vNbu wq3CJoEp4f8k5 y8gJ4t5tps9l t4 kNosJi cz bh0E] 3j 5 x7ml yMoEi 3j 9l xsMi sJk5 x7ml uxi E/si q8k5.	4,492	4,492	4,210
Community Aerodrome Radio Stations (CARS) The Government of Nunavut acts as a NavCanada contractor for CARS operation and maintenance.			
ur5g5 WoExaJ5 _ sux3JxoEp4f5 kNK5 Z?mq5 r[Z6gw?4g5 wm3usboEp4f8k5_vNbs2 y[/q8i 4 uxi 6ypk5 y8gJ4yi 4f5 nN/si q8k5 x7ml uxi E/si q8k5 wm3usbk5 kNo1i i scw=sJ8N3gi 5.	394	394	394
Minor Works - Coast Guard The Government of Nunavut acts as a Department of Fisheries-Coast Guard contractor for the repair and maintenance of marine re-supply facilities.			
sux3k5 x5b3N6gc/w4fti 4 gnsmt5tJ]t5 wm3usboEp4f8k5_vNbs2 y[/q8i 4 uxi 6ypsJ5 wvJ6y?4S5 kNK5 Z?mq8i 4 ttCs/3i 4f5 x7ml xgo6tbsi q8k5 suxC]Mk5 x5b3N6bwomt5ti 3j 5 WoExaJu4 u4OQxd9l Q5 wkJ8] 3i s?4g5 x7ml j8i 3i E/s?4g5 sux4f5 W3DI xeJi 5.	107	107	107
Small Boating Safety Awareness Program The Department of Fisheries-Coast Guard assists the Government of Nunavut in designing and implementing the small boating safety awareness program to reduce the number of deaths and injuries from boating incidents.			

WoExc3i 34 xyu8i 4 r[Z3gw9l t4
DETAIL OF WORK PERFORMED ON BEHALF OF THIRD PARTIES

	2001-2002 fNs/5 xg6g4n5 Main Estimates (\$000)	2000-2001 x6r0x3ymJ5 x3i i b5 Revised Estimates (\$000)	2000-2001 fNs/5 x3i i b5 Main Estimates (\$000)
cz bh4f=1i xrgJti 4 WdtbDtk5 wvJ6nDjt5 ACAP fNs/c6t5tps9l t4 u5b3=1i cz bh4f=1i l xrgJti 4 nN/sJc3i xoqz 5 x5b3N/w4fti 4, Wdt0/q8i l nS0pymJti 4 xsMbsJjt9l xrq8i 4. ⁶	-	1,780	-
Airports Capital Assistance Program (ACAP) This Transport Canada sponsored program assists to finance Airports capital projects related to safety, asset protection and operating cost reduction. ⁶			
kNoEJjt5 _ kNK5 xqDtz b wl x] 5g5 xehwl t4 fNs/oEJt4ni 4 kNK5 Z?mz b wl xi xro6hwJbsc5b6g5 kNoEpK5 WJ8Nstq8k9l kNo1i ; j8N WoE=4 xsMbsi c3i x6g6 srs5 !((#_u5 @))#_j 5.	1,126	1,126	1,126
Land Administration - Nunavut Land Claims Agreement As part of the NLCA, the Department of Indian Affairs and Northern Development provides funding through the Government of Nunavut to offset the cost of land administrators' salaries and benefits for the communities; this program is designed to run from 1993 to 2003.			
sXl z w/6ymJti 4 X3NwJjt5 vNbu Ns4gc5bstJtu4 xqDtosDbsymJ6 xsMbsJtqb xrq5 st6tbsJ8N6g5 kNKu sXl z Ju4 vmJjt5 xsMbsJtq5 xro6h6bsymJ5 vNbu sXl z w/wJjt5 xsMbsJtqtA5 vNbu X3nwp4f8k5 EPC.	151	151	
Emergency Planning Canada (EPC) Memorandum of Understanding (MOU) Operational Costs recovery initiative for Nunavut Emergency Management sponsored by EPC.			
wqCJtoEp4fk5 vNbu grysmc5bstJtu4 xqDtosDbsymJ6 xbsyx3l t4 fNs/c6tbsJ6 xqDttA5 xrpJbsi x6gi 4 W?9oxt5tJjt5 xrq8i 4 kNKu wqCJtoEJtk5.	-	35	-
Transport Canada (TC) Memorandum of Understanding (MOU) One time funding agreement to offset development costs of the Nunavut Transportation Strategy.			
vt9l Q5 WoE=1j 5	Total Department	6,270	8,335
			6,087

6 g4yCstos6ymJ5 Rl(.)_uoxi 4 ACAP-f8k5 x6ftc6Lt4 _ Z?mtgc4f8k5
 6 Filed applications amounting to \$19.0M that fit ACAP criteria - pending Federal approval.

x=5g3ymi q5 ðNs/5 xg6g4n5
DISTRIBUTION OF BUDGET

	xz J6yv3=4 Headquarters (\$000)	er3þl 4 Qikiqtaaluk (\$000)	r?9o6 Kivalliq (\$000)	et3us5 Kitikmeot (\$000)
w6vNw/6tk5 xrosyx5 Compensation and Benefits	6,793	1,954	1,490	1,247
gi syx5 x7ml wvJyx5 Grants and Contributions	3,788	15,344	8,762	6,850
i sDc5bDþ5 wqCJþ9l Travel and Transportation	1,322	489	241	200
x[M[=oEJþ5 hN4fþ9l Materials and Supplies	343	364	45	36
i s=6bsJi 4 vmpcDþ5 Purchased Services	162	66	43	15
þ7m6ftk5 Utilities	305	570	-	143
þ8gþ4tbsJi 4 vmpcDþ5 Contract Services	4,011	3,674	2,178	1,449
xroExpþ5 xro6hþ9l Fees & Payments	1,344	35	81	25
xyq5 xroExoþ5 Other Expenses	1,865	60	60	60
vt9l 05 xSM5tJþ5 þesmt5tJþ9l Total Operations and Maintenance	19,933	22,556	12,900	10,025
vt9l 05 xrgJþtk5 Total Capital	485	8,253	1,889	2,323
vt9l 05 xroExooþ5 Total Expenditures	20,418	30,809	14,789	12,348

wo6fyoEᐅ5, scsyoEᐅ5,
w8NgcoEᐅ5, x7ml m4f4goEᐅ5



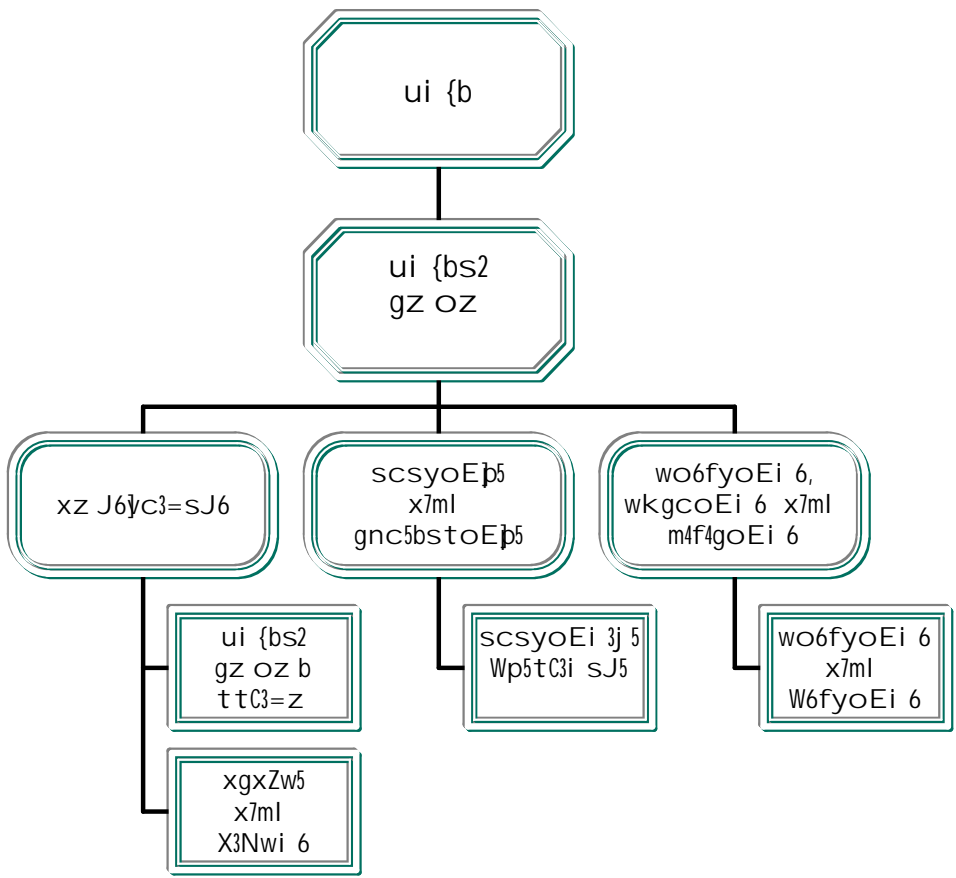
CULTURE, LANGUAGE,
ELDERS AND YOUTH

Wb v5g4
 ui {b

ym8 o?w
 ui {bs2 gz oz

=W Bxwk
 ui {bs2 gz oz b gz oz

ᐅNs/oE0Jyqb NI Nw/3ymi q5

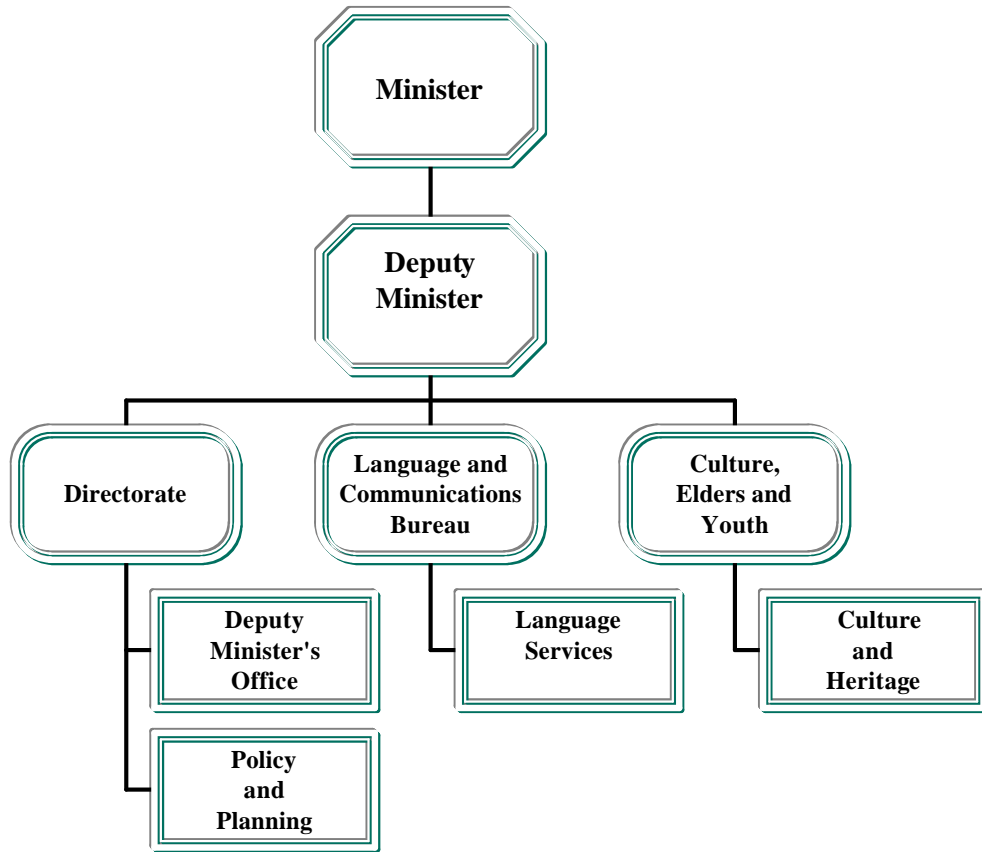


Peter Kattuk
Minister

Carmen Levi
Deputy Minister

Phoebe Hainnu
Assistant Deputy Minister

ACCOUNTING STRUCTURE CHART



W/4noxaymJ5

gᑕChx6bK5 wvJ6gw9l xb6tsJm9l b x7ml uxi 6ypsl b kNK5 Z?mq8i mi nwi 4f5, uxi 6yi 4f5 x7ml Wbcw8N6t5ti 4f5 wkw5 wo6fygcq8i 4, scsyq8i 4 x7ml W6fyq8i 4. r[Z6g9Mei x3gu Wp5yC5yxi xgu9l Z?mosi xSA5 wkw cspm/gcq5b W7mEsQ/qi Z?mso3gj 5 wMospl b, x7ml xg6X4Lb wk4tg5 s9l usJj 5, w4W1N6g4f5 x7ml xy9p6X9oxJ4f5 wᑕysJ4f5. wvJ6gw?1uJA5 x7ml tosE?4Lb m4f4gdt5t8i 4 x7ml x/s6gw9l b x7ml uxi 6y9l b x3Nw5 x7ml wo6fy6hq5g5 WJ8N3i E/q8i 4.

gᑕZ3n5

- ◆ wkw5 cspm/gcq5 xg6bsc5bd9l Q5 WoE=sJoᑕᑕi x/s6y?4gA5 bmw8i kNK5 Z?mz i .
- ◆ WNhxctQl Q5 w8Nw5 wvJ6n3l Q9l cspm/q5 kNKus5 yKi Ei x6bz k5 xg3i c3mb.
- ◆ xJᑕ8N3l Q5 wvJ6nw8N3l Q9l wᑕyc5txD8Nd9l Q5 wᑕh4g5.
- ◆ W4funstᑕ8N3l A x4hᑕtᑕ8N3l Al kNKus5 bwhmz i i 5 W?9oxi E/q5 gnsM/s5txd9l Q5, wᑕygcq5, wo6fygcq5 wk1i 4 wob3NDtQ/si q8k5 cspm/s5tx3i x3mb.
- ◆ WNhxctQ5txq8N3l Q5 bmwb Z?mt4fz J5 WoE=q5 W?9oxt5tNhxq8Nd9l Q5 wkw5 scsyq5 xg6bsi 6nso3i x3mb kNK5 Z?mz b w6vNw/Dyq8i .
- ◆ xgw8Nso6tbsd9l Q5 kNo1i ᑕNs/5 W/sA8N6g5 nS0pymJt4n5 wvJ6ndt4n9l wkw5 scsyq8i 4.
- ◆ wvJ6nc5b3l t4 Noj ᑕ6tbsq8Nd9l Q5 x3Nw5 x7ml r4fgw8Nw5 wᑕy3uA5 xJ3i cs6g5.
- ◆ WNhxctQl Q5 kNᑕ5 WQx6t5tNhx6t9l Q5 xgi Z?mt4f5 WoE=q8i kNK5 Z?mz i xJD8] 6X9oxt5tNhx6t9l Q5 kNo1usi 4.

MISSION

Our mission is to be a core supporter and guardian in the Government of Nunavut for promoting, protecting and preserving the traditional Inuit culture, language and heritage. We ensure that the people of Nunavut are well served by helping to design a government that incorporates Inuit Qaujimajatuqangit values, and uses Inuktitut in a modern, vibrant and changing society. We also provide support and encouragement for our youth and promote and protect the rights of women and the disabled.

GOALS

- ◆ Promote the implementation of Inuit Qaujimajatuqangit in all Government of Nunavut departments.
- ◆ Work with and support our Elders for the future benefit of Nunavut.
- ◆ Encourage and support the well being of our youth.
- ◆ Promote and reinforce Nunavut's history, heritage and cultural identity.
- ◆ Work cooperatively with all government departments towards establishing Inuktitut as the working language of the Government of Nunavut.
- ◆ Provide community-based resources to preserve and support the Inuktitut Language.
- ◆ Support the equality of women and people with disabilities.
- ◆ Work with communities to create within each department of the Government of Nunavut the ability to support community capacity building.

x=4g6ymi q5 xroExᐅ5
DETAIL OF EXPENDITURES

		2001-2002	2000-2001	2000-2001
		ᐅNs/5	x6rQx3ymJ5	ᐅNs/5
		xg6g4n5	x3ᐅ i b5	x3ᐅ i b5
		Main	Revised	Main
		Estimates	Estimates	Estimates
		(\$000)	(\$000)	(\$000)
rhj 7mz 5	DESCRIPTION			
w6vNw/6tk5 xrosyx5	Compensation and Benefits	3,077	2,757	3,057
gi syx5 x7ml wvᐅyx5	Grants and Contributions	2,356	2,356	2,356
i sDc5bDᐅ5 wqCJᐅ9l	Travel and Transportation	305	305	305
x9M)=oE0Jᐅ5 hN4fb9l	Materials and Supplies	175	175	175
i s=6bsJi 4 vmpcDᐅ5	Purchased Services	43	41	72
ᐅ7m6ftoEJᐅ9l	Utilities	-	-	-
ᐅ8gᐅ4tbsJi 4 vmpcDᐅ5	Contract Services	102	104	110
xroExᐅ5 xro6hᐅ9l	Fees & Payments	35	35	37
xyq5 xroExᐅ5	Other Expenses	262	792	492
vt9l Q5 xsM5tJᐅ5	Total Operations and Maintenance	6,355	6,565	6,604
vt9l Q5 xrgᐅtk5	Total Capital	1,000	1,000	1,000
vt9l Q5 xroExᐅ5	Total Expenditures	7,355	7,565	7,604

xz J6ᐅc3=4

ui {bs2 gz oz b ttC3=z xgw8Nst5t?4g6 xSM5ti 3j 5 x7ml X3Nwi 3j 5 grj x4t5ti 3j 5
 WoE=sJj 5. xz J6vsbsi 6nsJ5 scs0J6hw?4Lt4 ui {bj 5 x7ml ui {bw5 vtmpq8k5 rhgw8N3i 4
 W0Jtc6gi 4 wo6fyoEi 3j 5, scsyoEi 3j 5, wkgcoEi 3j 5 x7ml m4f4goEi 3j 5.

DIRECTORATE

The Deputy Minister's Office provides management and planning direction to the Department. It also provides senior management advice to the Minister and Cabinet on matters that relate to Culture, Language, Elders and Youth.

		2001-2002 ᐅNs/5 xg6g4n5 Main Estimates (\$000)	2000-2001 x6rQx3ymJ5 x3ᐅi i b5 Revised Estimates (\$000)	2000-2001 ᐅNs/5 x3ᐅi i b5 Main Estimates (\$000)
rhj 7mz 5	DESCRIPTION			
w6vNw/6tk5 xrosyx5	Compensation and Benefits	1,084	977	977
gi syx5 x7ml wvᐅyx5	Grants and Contributions	390	390	565
i sDc5bDᐅ5 wqCJᐅ9I	Travel and Transportation	118	102	102
x9M}=oE0Jᐅ5 hN4fb9I	Materials and Supplies	129	113	113
i s=6bsJi 4 vmpcDᐅ5	Purchased Services	25	13	14
ᐅ7m6ftoEJᐅ9I	Utilities	-	-	-
ᐅ8gᐅ4tbsJi 4 vmpcDᐅ5	Contract Services	24	4	10
xroExᐅ5 xro6hᐅ9I	Fees & Payments	13	8	10
xyq5 xroExᐅ5	Other Expenses	221	142	142
vt9I Q5 xSM5tJᐅ5	Total Operations and Maintenance	2,004	1,749	1,933
vt9I Q5 xrgᐅtk5	Total Capital	-	-	-
vt9I Q5 xroExᐅ5	Total Expenditures	2,004	1,749	1,933

XZJ6ᐅC3=4
DIRECTORATE

	2001-2002 ᐅNs/5 xg6g4n5 Main Estimates (\$000)	2000-2001 x6r0x3ymJ5 x3ᐅ i b5 Revised Estimates (\$000)	2000-2001 ᐅNs/5 x3ᐅ i b5 Main Estimates (\$000)
Grants and Contributions			
<i>gi syx5</i> Grants			
x3Nw5 WQx6tym/q8k5 gi /sJ5 kNoi vgpct0gk gCZcgi x3Ni W=c3tyv8i Chxi u, wodyoEi 4f5, rNsᐅnChx3i 4f5, Z?moEi 3j 5 x7m x3Nw wkoEi 3u wMscbsi 3u	50	-	50
Women's Initiative Grants Applies to societies, governments and community organizations which direct their efforts to enhancing the cultural, economic, political and social participation of women in society.			
<i>vt9l 05 gi syx5</i> Total Grants	50	-	50
<i>wvᐅyx5</i> Contributions			
x3Nw5 W0Jt09l 05 vtmp5 cbatᐅi [l vmp5 ᐅNs/c6t5tl t4 x3Nw5 wonE/s0Jtq8k5 kNK5u wvJ6g6bsJ8Nd9l 05 vtmpq5 xsm0Jt5 xrq8k5 xgl xdN05.	250	300	250
Status of Women & Family Violence To provide core funding to the Status of Women Council of Nunavut in order to assist the Council to offset operating expenses.			
kNK5u x3Nw5 vg0pctᐅq 5 ᐅNs/c6t5tl t4 kNK5u x3Nw5 vg0pctᐅq 8i 4 wvJ6g6bsJ8Nd9l 05 xsm0Jtqb xrq8i 4 xgl xdN05.	-	-	175
Nunavut Women's Association To provide core funding to the Nunavut Women's Association to offset operating expenses.			
tuuA5 xJDt01k5 vtmp5 xgwNstyl t5 wody3hq5g5 tuutA5 xJDtcg5 won3yNhx3i 3u wMscbstxi 3j 5 kNct0gi .	90	90	90
Council for the Disabled To provide a forum for people in Nunavut with sensory and physical disabilities to identify issues affecting their participation in society.			
<i>vt9l 05 wvᐅyx5</i> Total Contributions	340	390	515
<i>vtl 05 gi syx5 wvᐅyx9l</i> Total Grants and Contributions	390	390	565

scsyoEᐅ5 gnsmt5tᐅ9l x[M[=x

scsyoEᐅ5 gnsmt5tᐅ9l x[M[=xi us5 vmpsc5b6g5 bmw8i oᐅᐅ6 Z?mt4fz Ji
 wk4tᐅᐅo6tbs0xc6gi 4 tt6vi 4 si 4yi l x7ml sc6t0/s9l t4 gᐅᐅpcExc6gk5 g4yC3=sZz b.
 x7ml 5bs6 vJyt5tps1uJ5 wobE/symJi 4 scsyoEJti 4 moZi 4. vmps1uJ5bs6 kNKu swᐅtg5
 scsyoEpi 4 b)?i ᐅ8N5txai x6g6 swᐅoEp4f5 x[M[=os6bsi x6g5 b)?i scsyoEp4f8i .

LANGUAGE AND COMMUNICATIONS BUREAU

The Language and Communications Bureau provides all government departments with translation and interpretive services as requested. The Bureau is responsible for the implementation of the Official Languages Act. Also, Nunavut's French speaking community is serviced by this Bureau. In the near future the establishment of the French Language Services Unit will come under the jurisdiction of the Bureau as well.

		2001-2002 ᐅNs/5 xg6g4n5 Main Estimates (\$000)	2000-2001 x6r0x3ymJ5 x3ᐅi i b5 Revised Estimates (\$000)	2000-2001 ᐅNs/5 x3ᐅi i b5 Main Estimates (\$000)
rhj 7mz 5	DESCRIPTION			
w6vNw/6tk5 xrosyx5	Compensation and Benefits	880	590	890
gi syx5 x7ml wvᐅyx5	Grants and Contributions	702	745	745
i sDc5bDᐅ5 wqCJᐅ9l	Travel and Transportation	65	65	65
x9M}=oE0Jᐅ5 hN4fb9l	Materials and Supplies	17	17	17
i s=6bsJi 4 vmpcDᐅ5	Purchased Services	13	13	17
ᐅ7m6ftoEJᐅ9l	Utilities	-	-	-
ᐅ8gᐅ4tbsJi 4 vmpcDᐅ5	Contract Services	30	30	30
xroExᐅ5 xro6hᐅ9l	Fees & Payments	7	7	7
xyq5 xroExò5	Other Expenses	12	12	12
vt9l Q5 xsM5tJᐅ5	Total Operations and Maintenance	1,726	1,479	1,783
vt9l Q5 xrgᐅᐅtk5	Total Capital	-	-	-
vt9l Q5 xroExᐅ5	Total Expenditures	1,726	1,479	1,783

scsyoEᐅ5 x7ml gnc5bstoEᐅ5
 LANGUAGE AND COMMUNICATIONS BUREAU

	2001-2002 ᐅNs/5 xg6g4n5 Main Estimates (\$000)	2000-2001 x6r0x3ymJ5 x3ᐅi i b5 Revised Estimates (\$000)	2000-2001 ᐅNs/5 x3ᐅi i b5 Main Estimates (\$000)
gi syx5 x7ml wvᐅyx5 Grants and Contributions			
<i>gi syx5</i> Grants			
gi /sJ5 wo6fyoEi s2 n6rᐅ6tbsi z k5 scsygcoEi 6 x7ml wo6fyoEi 3j5 tusJ5 xgw8Nst5t?4g5 ᐅNs/i 4 WoExaJK5 n6rt5tJK5 wo6fyoEi 3j5 NI Nw/sti 4 x7ml n6rtbsi q8k5 x0pᐅq5g5 wo6fyE/sJ5 kNK5u			
Grants for Cultural Enhancements, Oral Traditions and Cultural Organizations Provides financial assistance for projects that promote cultural identity and the enhancement of the various cultures represented in Nunavut.	-	43	43
scsygcw5 mi n6bsi q5 x7ml uxi E/si q5 ᐅNs/w5 xgw8Nstbs?4S5 wk1k5, tusJK5, wM4fz JK5, kNosJK5 x7ml WoExaJK5 wvJ6yi x6gi 4 kNosJi 5 WQx6tbsymJi 4 vJytbsd9l Q5, n6rtbs4v8i d9l Q5 x7ml ᐅ7m6tbs4v8i 6t9l Q5 wkw5 scsyE/q5 kNK5u.	80	-	-
Traditional Language Promotion and Protection Financial assistance is provided to those individuals, organizations, groups, communities and projects that will support community initiatives in the maintenance, enhancement and revitalization of Inuit languages in Nunavut.			
<i>vt9l Q5 gi syx5</i> Total Grants	80	43	43
<i>wvᐅyx5</i> Contributions			
scsygcw5 mi n6bsi q5 x7ml uxi E/si q5 kNosJK5 x7ml WoExaJK5 wvJ6yi x6gi 4 kNosJi 5 WQx6tbsymJi 4 vJytbsd9l Q5, n6rtbs4v8i d9l Q5 x7ml ᐅ7m6tbs4v8i 6t9l Q5 wkw5 scsyE/q5 kNK5u.	622	702	702
Traditional Language Promotion and Protection Financial assistance is provided to those individuals, organizations, groups, communities and projects that will support community initiatives in the maintenance, enhancement and revitalization of Inuit languages in Nunavut.			
<i>vt9l Q5 wvᐅyx5</i> Total Contributions	622	702	702
<i>vtl Q5 gi syx5 wvᐅyx9l</i> Total Grants and Contributions	702	745	745

wo6fyoEᐅ5, wkgcoEᐅ5 x7ml m4f4goEᐅ5

xsMbs9l i ui {bs2 gz oz k5, ᐅ8N nN=sJ6 vmQ/c6X4g6 xsM5tps9l t4 wo6fyoEJti 4, WsyoEJti 4 x7ml nNsZoEJti 4 wky5txD8N3i x3mb kNKus5. ᐅ8N WoE=4 sf8i 6h6tsJ6 Z?mt4f8k5 wkh4gk9l, w8N3k9l x7ml nNsZ6tk5. ᐅ8N WoE=4 vmps1uJ6 grox6t5tps9l t4 X3Nwps9l t|l whihl Q/sJi 4 nS0p/symJtq8k5 kNKus5 Wsygcq8i 4 w5b3i bq8i 4, x7ml cspmpcs6Lt4 ckw5gi 4 xgxZc6tbsJ8N3mᐅ b WoExosD8N3mᐅ bl W4fuhEJi 4 nS0pymJti 4, d7usDti l kNKus5 wo6fyq8i 4 W6fyq8i l.

CULTURE, ELDERS AND YOUTH

Under the guidance of the Assistant Deputy Minister, this Branch is responsible for managing the cultural, heritage and artistic health of the Territory. The Branch is the key link between government and Nunavut's youth, elders and artists. The Branch is responsible for providing direction and planning on issues facing the conservation of Nunavut's heritage resources, and provides the Department with the experience to determine policies and programs complimenting the interests of conserving, protecting and promoting Nunavut's heritage and culture.

		2001-2002 ᐅNs/5 xg6g4n5 Main Estimates (\$000)	2000-2001 x6r0x3ymJ5 x3ᐅi i b5 Revised Estimates (\$000)	2000-2001 ᐅNs/5 x3ᐅi i b5 Main Estimates (\$000)
rhj 7mᐅ 5	DESCRIPTION			
w6vNw/6tk5 xrosyx5	Compensation and Benefits	1,113	1,190	1,190
gi syx5 x7ml wvᐅyx5	Grants and Contributions	1,264	1,221	1,046
i sDc5bDᐅ5 wqCJᐅ9l	Travel and Transportation	122	138	138
x9M}=oE0Jᐅ5 hN4fb9l	Materials and Supplies	29	45	45
i s=6bsJi 4 vmpcDᐅ5	Purchased Services	5	15	41
ᐅ7m6ftoEJᐅ9l	Utilities	-	-	-
ᐅ8gᐅ4tbsJi 4 vmpcDᐅ5	Contract Services	48	70	70
xroExᐅ5 xro6hᐅ9l	Fees & Payments	15	20	20
xyq5 xroExᐅ5	Other Expenses	29	638	338
vt9l Q5 xsM5tJᐅ5	Total Operations and Maintenance	2,625	3,337	2,888
vt9l Q5 xrgᐅtk5	Total Capital	1,000	1,000	1,000
vt9l Q5 xroExᐅ5	Total Expenditures	3,625	4,337	3,888

wo6fyoEᐅ5, wkgcoEᐅ5 x7ml m4f4goEᐅ5
 CULTURE, ELDERS AND YOUTH

	2001-2002	2000-2001	2000-2001
	ᐅNs/5	x6r0x3ymJ5	ᐅNs/5
	xg6g4n5	x3ᐅi i b5	x3ᐅi i b5
	Main	Revised	Main
	Estimates	Estimates	Estimates
	(\$000)	(\$000)	(\$000)
gi syx5 x7ml wvJyx5 Grants and Contributions			
<i>gi syx5</i> Grants wo6fyoEi 3j 5 x7ml W6fyoEi 3j 5 WoEx5 ᐅNs/c6t5tl t5 WoExaJK5 mi nwJK5 wo6fyoEi 3j 5 NI Nw4fbsJ8N3gi 4 x7ml n6rtbs4v8i 3i q8i 4 wo6fyE/sJ5 kNK5u.	50	-	-
Cultural and Heritage Activities To provide financial assistance for projects that promote cultural identity and the enhancement of cultures represented in Nunavut.			
wo6fyoEᐅ4f5 gnsMJtoEᐅ4f9l wvJ6g3l 05 x7ml tos3l 05 wkw5 x7ml tusJ5 wMscbs5tx3g5 uxi E/si z k5, scsysi z k5 x7ml mi n6bsi z k5 W6fyoEi 6 kNK5u	260	-	-
Cultural and Communications Programs To support and encourage individuals and organizations actively involved in the preservation, portrayal and promotion of heritage in Nunavut.			
<i>vt9l 05 gi syx5</i> Total Grants	310	-	-
<i>wvJyx5</i> Contributions kNKu nNsZ6bs?4gk5 vtmᐅ5 wvJ6n6tsJ5 xᐅq6tsJ9l vJy5txq8Nd9l 05 W?9oxtsi E?4bq5 nNsZw5 kNKu, ᐅNs/ta5 wvJᐅtc6t5tpsJ5 sftAN6: 1. W4fuhᐅti 4 x/s6yAᐅ5 nNsZi 4. @. W}=4nc6tbsd9l 05 WQx6t5tJᐅ5, bf4nst5tJᐅ5, won6bst5tJᐅ9l nNsZ3i 4 kNKu.	145	145	145
Nunavut Arts Council To support and encourage the continued development of the arts in Nunavut, financial support will be provided: 1) for the promotion of the arts; 2) to enable the creation, presentation, appreciation and study of the arts in Nunavut.			

wo6fyoEᐅ5, wkgcoEᐅ5 x7ml m4f4goEᐅ5
 CULTURE, ELDERS AND YOUTH

	2001-2002 ᐅNs/5 xg6g4n5 Main Estimates (\$000)	2000-2001 x6r0x3ymJ5 x3ᐅi i b5 Revised Estimates (\$000)	2000-2001 ᐅNs/5 x3ᐅi i b5 Main Estimates (\$000)
<p>gi syx5 x7ml wvᐅyxx5 Grants and Contributions</p>			
<p>wo6fyoEi 3j 5 x7ml W6fyoEi 3j 5 ckw] 3i sJ5 ᐅNs/c6t5tl t4 WoExaJk5 mi nwJk5 wo6fyoEi 3j 5 NI Nw4fbsJ8N3gi 4 x7ml n6rtbs4v8i 3i q8i 4 wo6fyE/sJ5 kNK5u.</p>	148	155	155
<p>Cultural and Heritage Activities To provide financial assistance for projects that promote cultural identity and the enhancement of cultures represented in Nunavut.</p>			
<p>wᐅh4g5 W0JtQ9l Q5 W0x6tbsJ5 ᐅgw8Nst5tl t4 ᐅNs/i 4 wvᐅyxxE/sJ8N6gi 4 WoExk5 xg6g4ni 4 wᐅh4gk5 W0x6tbsd/sJ5 x4hᐅbsᐅuJ8N3i x3mb.</p>	100	100	-
<p>Youth Initiatives To provide financial assistance for projects that promote youth initiatives.</p>			
<p>w8Nw5 W0JtQ9l Q5 W0x6tbsJ5 ᐅgw8Nst5tl t4 ᐅNs/i 4 wvᐅyxxE/sJ8N6gi 4 WoExk5 xg6g4ni 4 w8Nw5 wo6fyoEJti wMsA8N3i x3mb.</p>	105	105	-
<p>Elder's Initiatives To provide financial assistance for projects that promote elder cultural initiatives.</p>			
<p>m4f4gi 5 xs/4f5 WoExaJ5 Gᐅ8gᐅ4H ᐅNs/c6t5tl t4 WoExaJk5 mi nwJk5 m4f4gk5 xs/4f5 w6vNw/3i s?4gu4 kNK5u.</p>	-	-	30
<p>Youth Summer Projects (Contract) To provide financial assistance for projects that promote youth summer employment in Nunavut.</p>			

wo6fyoEp5, wkgcoEp5 x7ml m4f4goEp5
 CULTURE, ELDERS AND YOUTH

	2001-2002	2000-2001	2000-2001
	ᐅNs/5	x6r0x3ymJ5	ᐅNs/5
	xg6g4n5	x3ᐅ i i b5	x3ᐅ i i b5
	Main	Revised	Main
	Estimates	Estimates	Estimates
	(\$000)	(\$000)	(\$000)
gi syx5 x7ml wvᐅyx5 Grants and Contributions			
wo6fyoEp4f5 gnsMJtoEp4f9l wvJ6g3l Q5 x7ml tos3l Q5 wkw5 x7ml tusJ5 wMscbs5tx3g5 uxi E/si z k5, scsysi z k5 x7ml mi n6bsi z k5 W6fyoEi 6 kNK5u	456	716	716
Cultural and Communications Programs To support and encourage individuals and organizations actively involved in the preservation, portrayal and promotion of heritage in Nunavut.			
vtl Q5 wvJyx5 Total Contributions	954	1,221	1,046
vtl Q5 gi syx5 wvᐅyx9l Total Grants and Contributions	1,264	1,221	1,046

WoExE/q5 xyui 4 r[Z1g1Lt4
DETAIL OF WORK PERFORMED ON BEHALF OF THIRD PARTIES

	2001-2002	2000-2001	2000-2001
	ᐅNs/5	x6r0x3ymJ5	ᐅNs/5
	xg6g4n5	x3ᐅi i b5	x3ᐅi i b5
	Main	Revised	Main
	Estimates	Estimates	Estimates
	(\$000)	(\$000)	(\$000)
wonE/symJK5 scsy3k5 xqDt xgx3l A ᐅ8N vNbu_kNKul WoEctᐅAtj5 xqDtx swᐅtᐅ6gk5 x7ml wk4tᐅ6gk5 kNKu, ᐅNs/c6tbsJ5 swᐅtg5 wk4tg9l scsyoEJtcD8N3i x3mb.	2,550	2,550	2,550
Official Languages Agreement Under the current Canada-Nunavut Cooperation Agreement for French and Inuit Languages in the Nunavut Territory, funding is provided for the provision of French and Inuit language services.			
vt9l 05 WoE=sJj5 Total Department	2,550	2,550	2,550

x=5g3ymi q5 ᐱNs/5 xg6g4n5
DISTRIBUTION OF BUDGET

	xz J6jv3=4 Headquarters (\$000)	er3ᐅl 4 Qikiqtaaluk (\$000)	r?9o6 Kivalliq (\$000)	et3us5 Kitikmeot (\$000)
w6vNw/6tk5 xrosyx5 Compensation and Benefits	1,071	1,351	-	655
gi syx5 x7ml wvᐅyx5 Grants and Contributions	2,356	-	-	-
i sDc5ᐅDᐅ5 x7ml wqCJᐅ5 Travel and Transportation	114	142	-	49
x9M}=oE0Jᐅ5 hN4fb9l Materials and Supplies	127	35	-	13
i s=6bsJi 4 vmᐅcDᐅ5 Purchased Services	23	10	-	10
ᐅ7m6ftk5 Utilities	-	-	-	-
ᐅ8gᐅ4bsJi 4 vmᐅcDᐅ5 Contract Services	24	56	-	22
xroExᐅ5 xro6hᐅ9l Fees & Payments	13	17	-	5
xyq5 xroExᐅ5 Other Expenses	221	32	-	9
vt9l 05 xsM5ᐅtJᐅ5 ᐅesmt5ᐅtJᐅ9l Total Operations and Maintenance	3,949	1,643	-	763
vt9l 05 xrgᐅᐅtk5 Total Capital	1,000	-	-	-
vt9l 05 xroExᐅ5 Total Expenditures	4,949	1,643	-	763

wo8i x6goEϕ5



EDUCATION

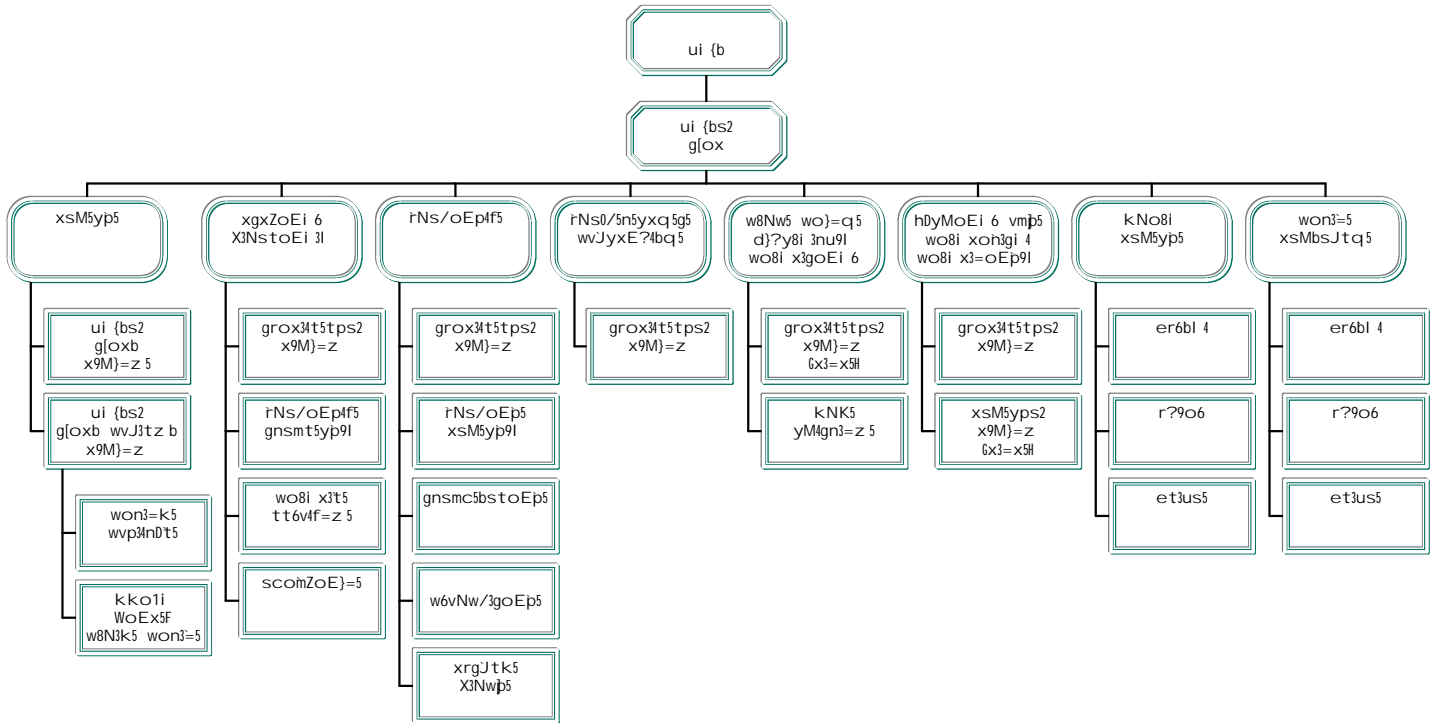
Wb eM?6
ui {b

Ns9M6 x3N6f6
ui {bs2 g[oxb wvJ3tz

CS5 j t
ui {bs2 g[ox

yt s4W4
ui {bs2 g[oxb wvJ3tz

rNs/oE0Jyqb NI Nw/3ymi z



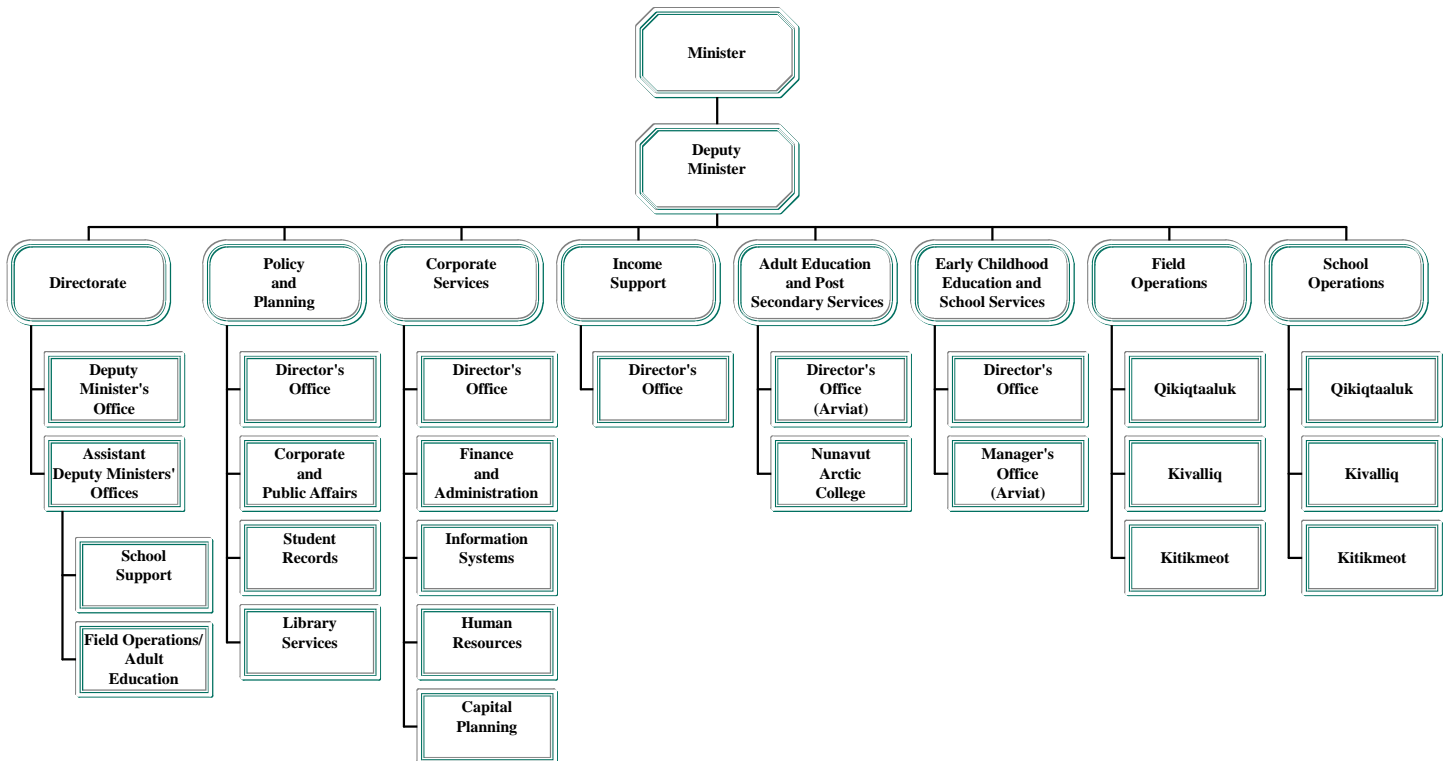
Peter Kilabuk
Minister

Naullaq Arnaquq
Assistant Deputy Minister

Robert Moody
Deputy Minister

Kathy Okpik
Assistant Deputy Minister

ACCOUNTING STRUCTURE CHART



W/4noxaymJ5

won6toEp4f5 W=4nc6t5tpsJ5 x6ft0/sJ8N6gi 4 xgxZE/sJ8N6gi l wkyoih3u
wo2X9oxJbsJ8N6gk5 kNKusk5 Wbc6th05 wonw5txDbsJ8N6gi 4 Wom0s6nsbsA8N6gi l
kNKusk5 xg3i cC/6gi 4 bwmz i i 5 sx5txDj x6gj 5 xg3i cD8N3i x3mb raP8k5
nNsZcoDbsA8Nd9l 05, x4Lw5gJ8Nd9l 05 wkdtK5.

vJyt5tpsl t4 Wsi 6Xi 4 WoExE/sA8N6gi 4 WoE=q8i toyJbsymJ5 won6toEp4f8k5
vJytbs5txD8N3i x3mb WNhxctcs5txc5b3i x6g5 kNKusi 4: w8N3i 4, kNo1usi 4, won3=i 4,
kNKu yM5g4n3=[Jxi 4, wkw9l N1ui c6g9l tudtq8i 4, xyq8i l Z?mt4fz Ji 4 kNK9l
Z?mz] 5gi 4.

xg3i c3mb sc9MvbAbsc5b6Lt4 wh7uDbs0xj5 grDbs0xcc5b6g9l W?9oxt5tNhxoDz b
vJyt5tNhxoDz bl WoE=1i vmJt0c5b6bq5. gz =09l 05 wkw5 cspm/gcq5, WoE=qi
won6toEp4f5 W=4ncDbsi x3mb kNKusk5 xJj8NChx3l 05 wkyoihui wo2X9oxJbsJ8N6g5.

gCZ3n5

- ◆ W4fuih3l 05 wonwJti yKo6tso6X9oxd9l 05 wkw5
- ◆ W=4nc6tbsd9l 05 won6toEJj5 g8z =c3l t4 wkw5 cspm/gcq8i 4
xJD8] 6X9oDbsA8N3i x3mb xJq6bsq8N3l t4 kNo1us5 bsKz JpJu4 vmpsJtcs6t9l 05
wo6fyoEJttA5, wkygcoEJttA5 x7ml scsyoEJttA5.
- ◆ W?9oxt5tNhxDm9l t4 woz c5bstJti 4 WoEct0/q8k5 W/Egl xq5gi 4, wc3Nq5gi 4,
gz N6gi l, rs5b5txD8N6gi 4 vJy5txD8N6gi 4 w6vNw/6tcs3i 6nso3i x3mb wk1i 4
won6j9l Wxi 4yA8N3i 6nso3i x3mb.
- ◆ xsM5tNhx3l t4 WoE=q5 rs5bD8N3i 6nsl t4 wonChxDmJK5 WoEct09l 09l bt0/q8k5,
bmgmi nw8N6 xg5txChx3l t4 Z?mt4f5 jNs/dtq8i 4.

MISSION

Education provides the path and guides the life long learning journey of Nunavummiut by providing excellence in education and training so that Nunavummiut benefit from their past and create their own future for a productive, prosperous society.

To deliver the excellence in programming implied by the mission, the Department will consult and work in close partnership with the residents of Nunavut: Elders, communities, schools, Nunavut Arctic College, Inuit and business organizations, other levels of government and other Government of Nunavut departments.

The role of consultation in the decision-making processes will be expected in the development and implementation of all our programs and services. Grounded in Inuit Qaujimajatuqangit, the activities of the department will provide opportunities to all Nunavummiut that encourage life-long learning.

GOALS

- ◆ To foster educational leadership by Inuit.
- ◆ To provide educational frameworks grounded in Inuit Qaujimajatuqangit that will enable and encourage communities to make a commitment to long-term plans for culture, heritage and language.
- ◆ To develop program linkages that are seamless, accessible, affordable, responsive and effective in stimulating increased employment and student success.
- ◆ To operate as a department that is accountable and responsive to learners and partners, while demonstrating the effective use of public resources.

x=4g6ymi q5 xroExþ5
DETAIL OF EXPENDITURES

		2001-2002 þNs/5 xg6g4n5 Main Estimates (\$000)	2000-2001 x6r0x3ymJ5 x3þi i b5 Revised Estimates (\$000)	2000-2001 þNs/5 x3þi i b5 Main Estimates (\$000)
rhj 7mz 5	DESCRIPTION			
w6vNw/6tk5 xrosyx5	Compensation and Benefits	67,272	66,924	8,808
gi /sh5 x7ml wvþþ5	Grants and Contributions	33,948	30,792	95,589
i sDc5bDþ5 wq Cþ91	Travel and Transportation	4,772	4,157	1,161
x9M)=oE0Jt5 hN4fb91	Materials and Supplies	1,862	1,274	747
i s=bsJi 4 vmþDþ5	Purchased Services	1,477	2,130	2,108
þ7m6ftcDþ5	Utilities	5,914	5,397	-
þ8gþ4tbsJi 4 vmþDþ5	Contract Services	6,317	4,789	2,824
xroExþ5 xro6hþ91	Fees & Payments	23,123	23,489	23,641
xyq5 xroExð5	Other Expenses	788	482	271
vt91 Q5 xsm5tJþ5	Total Operations and Maintenance	145,473	139,434	135,149
vt91 Q5 xrgþtk5	Total Capital	29,320	16,366	15,325
vt91 Q5 xroExþ5	Total Expenditures	174,793	155,800	150,474

xSM5tp5

xSM5tp4f5 xgw8Nst5t?4S5 bmw8kojn6 xSM5ti 3j 5 wvJ6gwi 3u4 xSMbs9l t4 ui {bs2 g[oxk5, b8N ttC3=1u xz J6yE/s9l i WoE}=sJu4, xgodpJ8N3g6 g6bsNhx3gi 4, WNhxZ4nw5 WoExE/si q8i 4 x7ml mo4bs/Exo1i 4 wo8i x6goEi 3j 5, ui {bj 5. Xw2XoEi 4f5 WoEx4nsJ5 wMc3g6 xg6bsJmJi 4 X3Nwi 3j 5, W?9oxi q8i 4 moZoxaJ5 x7ml xgxZsJ5, fNs/w5 xSMbsi q8k5, xrgJtk5 X3Nwi 3j 5, fNs/oEi 3j 5 X3Nwi sJi 4, w6vNw/6goEp5 W?9oxi z i 4 x7ml xSMi sJi 4 wvJ6gwi 3u4. WoE}=sJ6 w4WAh1i x3g6 kNK5 Z?mq5b gCZ4nq8i 4 mgw8z 5yx3l t4, xgw8Ns5yx3l t4, n6r75yx3l t4, r4fgw8N5yxk5 sXZsJ8NwN3l t4.

DIRECTORATE

The Directorate provides overall management support under the direction of the Deputy Minister who, as administrative head of the Department, recommends goals, objectives and standards for education to the Minister. The administrative mandate includes strategic planning, development of legislation and policy, budget co-ordination, capital planning, financial services, human resource development and systems support. The Department will reflect the Government of Nunavut's goal of being open, available, transparent and accessible to everyone.

		2001-2002 fNs/5 xg6g4n5 Main Estimates (\$000)	2000-2001 x6rQx3ymJ5 x3i i b5 Revised Estimates (\$000)	2000-2001 fNs/5 x3i i b5 Main Estimates (\$000)
rhj 7mz 5	DESCRIPTION			
w6vNw/6tk5 xrosyx5	Compensation and Benefits	600	577	577
gi /sh5 x7ml wvJt5	Grants and Contributions	-	-	-
i sDc5bdt5 wqCJt9l	Travel and Transportation	93	95	95
x9M}=oE0Jt5 hN4fb9l	Materials and Supplies	5	5	5
i s=bsJi 4 vmPCDt5	Purchased Services	8	8	10
57m6ftcDt5	Utilities	-	-	-
y8g4tbsJi 4 vmPCDt5	Contract Services	-	-	-
xroExp5 xro6h9l	Fees & Payments	3	3	5
xyq5 xroEx05	Other Expenses	27	45	45
vt9l Q5 xSM5tJt5	Total Operations and Maintenance	736	733	737
vt9l Q5 xrgJtk5	Total Capital	-	-	-
vt9l Q5 xroExp5	Total Expenditures	736	733	737

xgxZoEi 6 X3NstoEi 3l

yK7j x4n6bs0xo1k5 xgxZE/sJ5 X3NwJbsymJi 4 vmp5 ybmwoz Ji 4 WoExc3mb. bmwtAoIn6,
 p8N WoE=4 tudtzi 4 vmpsJ6. mfi z WoEx4ni 4 cspn6tcs6Lt4, yK7j x4n6bs0xo1i 4
 xgxZos6tcs6Lt4, yKi Ei x6b5t8k5 X3Nwpcs6Lt4, scohZ4f=c6Lt4, cspmp0/sJ9l t4
 WoE=k5 kpk9l WNhxE/si x6gk5 xsM5tpcs6Lt4, W?9oxt5tpi 4 xgxZi 4 mo4bst5tpi 4
 moZc6Lt4 bmw8i l gnsmt5tpcs6Lt4. w7u4f6g5 sfx ybmw5 x[M]=c6g5, xgxZos6t5,
 won6tk5 tt6voEj5, scohZ4f=oEj5 tudtzi 4 vmp5 gnsmt5t9l .

POLICY AND PLANNING

The Policy and Planning Branch has four areas of responsibility. In general terms, the branch exists to provide services to other areas of the Department. These services include research, policy development, strategic planning, public library services, coordinate consultations on new initiatives, development of standards and guidelines and general departmental information. In specific terms, the four sections include Policy, Student Records, Library Policy and Corporate and Public Affairs.

		2001-2002 fNs/5 xg6g4n5 Main Estimates (\$000)	2000-2001 x6r0x3ymJ5 x3fi i b5 Revised Estimates (\$000)	2000-2001 fNs/5 x3fi i b5 Main Estimates (\$000)
rhj 7mz 5	DESCRIPTION			
w6vNw/6tk5 xrosyx5	Compensation and Benefits	1,029	874	709
gi /sh5 x7ml wvJt5	Grants and Contributions	413	354	354
i sDc5bD5 wqCJt9l	Travel and Transportation	56	41	40
x9M}=oE0Jt5 hN4fb9l	Materials and Supplies	134	85	84
i s=bsJi 4 vmPCD5	Purchased Services	110	79	78
57m6ftcD5	Utilities	-	-	-
y8g4tbsJi 4 vmPCD5	Contract Services	154	52	62
xroExp5 xro6hh9l	Fees & Payments	5	5	5
xyq5 xroEx05	Other Expenses	4	4	4
vt9l Q5 xsM5tJt5	Total Operations and Maintenance	1,905	1,494	1,336
vt9l Q5 xrgJtk5	Total Capital	-	-	-
vt9l Q5 xroExp5	Total Expenditures	1,905	1,494	1,336

xgxZoEi 6 X3NstoEi 3I
POLICY AND PLANNING

	2001-2002	2000-2001	2000-2001
	†Ns/5	x6rQx3ymJ5	†Ns/5
	xg6g4n5	x3†i i b5	x3†i i b5
	Main	Revised	Main
	Estimates	Estimates	Estimates
	(\$000)	(\$000)	(\$000)
gi syx5 x7ml wvJyx5 Grants and Contributions			
<i>wvJyx5 Contributions</i>			
sco†nZ3=cD†t5 wvJ6gw?4g5 sco†nZc3=sJ5 xsMi q8k5 x=4g6ymJi .	413	354	354
Library Services Supports library operations in each region.			
<i>vt9l Q5 wvJ†t5</i> Total Contributions	413	354	354
<i>vt9l Q5 gi /s†h5 wvJ†t9l</i> Total Grants and Contributions	413	354	354

rNs/oEp5 tudtz i 4 vmp5

tudtq8i 4 vmp5 x0pQ5gts1mb won6toEp4f8i kNKu vmpsJ5 wvJ6n6ts9l t4
 ybmwoz J5 x=4g6ymi q5 WoE}5. wvJ6n6tsJ5 sfx w6vNw/6toEp4f5; gnsmt5tp4f5;
 WdtD4ni 4 X3Nwp5 nN/si x6gi l xSM5tp5; WNhx3=q8i 4 xSM5tp5 jNs/oEp9l .

CORPORATE SERVICES

The Corporate Services Branch is a multi-disciplined division of the Department of Education in Nunavut responsible for the provision of support functions in four main sectors. These supporting roles are Human Resource Development; Information Technology; Capital Planning and Project Management; Administrative and Financial Services.

		2001-2002 jNs/5 xg6g4n5 Main Estimates (\$000)	2000-2001 x6r0x3ymJ5 x3i i b5 Revised Estimates (\$000)	2000-2001 jNs/5 x3i i b5 Main Estimates (\$000)
rhj 7mz 5	DESCRIPTION			
w6vNw/6tk5 xrosyx5	Compensation and Benefits	1,076	797	797
gi /sh5 x7ml wvJt5	Grants and Contributions	-	-	-
i sDc5bD}5 wq CJt9l	Travel and Transportation	200	150	150
x9M}=oE0Jt5 hN4fb9l	Materials and Supplies	43	34	34
i s=bsJi 4 vmpcD}5	Purchased Services	87	73	82
57m6ftcD}5	Utilities	-	-	-
y8g}4tbsJi 4 vmpcD}5	Contract Services	70	79	79
xroExp5 xro6hh9l	Fees & Payments	24	4	4
xyq5 xroExo5	Other Expenses	171	203	203
vt9l Q5 xSM5tJt5	Total Operations and Maintenance	1,671	1,340	1,349
vt9l Q5 xrgJtk5	Total Capital	29,320	16,366	15,325
vt9l Q5 xroExp5	Total Expenditures	30,991	17,706	16,674

ᐅNs/4nl xq5gi 4 wvJ6n6ᐅ5

ᐅNs/4nl xq5gi 4 wvJ6n6ᐅ5 x4hD6gi 4 wvJ6n6tsJ5, x7ml 4bs6 w7ui 4 WJ8N6y?9oxd9l Q5
 wvJ3g6bs?4g5 w7ui 4 mr2X9oxi x3z b. b5hm WoExai z gCz J6 wkw5 wu4foz J5
 i Dx08Nd9l Q5 wkyEi x3bu8i 4 ᐅ8i x3N6gcq5gu4, Wo7m4n3i q8i WNhxZ3i 4, kNo8i
 xgw8Nst5tJ5 mundt4ni 4, wo8i xDtq8k9l, Wo7m0s6nDtq9l x7m w6vNw/4ni 4
 xJD8] 6X9oxd9l Q5 Gwv3C3ysttA5 kNuž 3ymJi l ᐅNs/osDtcD8N3yd9l Q5H.

INCOME SUPPORT

The Income Support program provides security for those in need, as well as incentives and support for those receiving assistance to become more self-reliant. This program strives to enable individuals to make productive choices according to their health, abilities and efforts, from among community healing, education, training and work opportunities (wage and land based).

		2001-2002 ᐅNs/5 xg6g4n5 Main Estimates (\$000)	2000-2001 x6r0x3ymJ5 x3ᐅi i b5 Revised Estimates (\$000)	2000-2001 ᐅNs/5 x3ᐅi i b5 Main Estimates (\$000)
rhj 7mz 5	DESCRIPTION			
w6vNw/6tk5 ᐅrosyx5	Compensation and Benefits	493	476	476
gi /sh5 x7ml wvᐅᐅ5	Grants and Contributions	-	-	-
i sDc5bdᐅ5 wqCJᐅ9l	Travel and Transportation	40	40	40
x9M)=oE0Jᐅ5 hN4fb9l	Materials and Supplies	1	12	12
i s=bsJi 4 vmpcDᐅ5	Purchased Services	3	6	312
ᐅ7m6ftcDᐅ5	Utilities	-	-	-
ᐅ8gᐅ4tbsJi 4 vmpcDᐅ5	Contract Services	598	599	24
xroExpᐅ5 xro6hh9l	Fees & Payments	730	735	1,160
xyq5 xroExō5	Other Expenses	-	-	-
vt9l Q5 xSM5tJᐅ5	Total Operations and Maintenance	1,865	1,868	2,024
vt9l Q5 xrgᐅtk5	Total Capital	-	-	-
vt9l Q5 xroExpᐅ5	Total Expenditures	1,865	1,868	2,024

w8Ni 4 wonwϐ5 d}?y8i 3nu[l wo8i x6gi 4 vmpϐ5

gϕE/z ϐ5hm nN=sJ2 xgw8Nst5tl t4 wkyoϐhj5 wo8i xi E/sJ8N3gi 4, yMgJ7mEso3l t4, x/s6gwJu4 wMscbs5tx3i 3j 5 wMϕ8i 3u5, kNosJi x7ml nN}=sJu. ϐ8N sX4bsNhx3g6 vJytbsi x3g6 s0p3NI x3i qtA5 kNK5u srs6b6gu yM5g6n3=1usi 5, wo8i x6X9oxi 6tA5F WoEJ8N3i sJtA5 wo8i x3i sJ4f5, scoϐhD8N3yi 3j 5 wo8i xZ4ntA5, w6vNw/E/w5 W?9oxtbsi z A5 x7ml wo8i x3t5 ϐNs/3tA5 wvJ6bsJtq8i 4.

ADULT EDUCATION AND POST SECONDARY SERVICES

The mission of this Branch is to provide life-long learning experiences, within the Inuit Qaujimagatuqangit framework, that promote active participation in the family, the community and the workplace. This mission will be accomplished through the focus areas of Nunavut Arctic College, apprenticeship/trades education, literacy programming, career development and Student Financial Assistance (SFA).

		2001-2002 ϐNs/5 xg6g4n5 Main Estimates (\$000)	2000-2001 x6r0x3ymJ5 x3ϕi i b5 Revised Estimates (\$000)	2000-2001 ϐNs/5 x3ϕi i b5 Main Estimates (\$000)
rhj 7mz 5	DESCRIPTION			
w6vNw/6tk5 xrosyx5	Compensation and Benefits	1,140	1,152	1,248
gi /sϐ5 x7ml wvϐt5	Grants and Contributions	17,619	16,560	18,214
i sDc5bdϐt5 wqCJϐ9l	Travel and Transportation	89	89	216
x9M}=oE0Jt5 hN4fb9l	Materials and Supplies	-	-	-
i s=bsJi 4 vmpcDϐt5	Purchased Services	52	59	194
ϕ7m6ftcDϐt5	Utilities	-	-	-
y8gϐ4tbsJi 4 vmpcDϐt5	Contract Services	245	233	245
xroExpϐ5 xro6hϐ9l	Fees & Payments	23	276	72
xyq5 xroExpϐ5	Other Expenses	238	-	-
vt9l Q5 xsM5tJϐt5	Total Operations and Maintenance	19,406	18,369	20,189
vt9l Q5 xrgϐtk5	Total Capital	-	-	-
vt9l Q5 xroExpϐ5	Total Expenditures	19,406	18,369	20,189

w8Ni 4 wonwp5 d}?y8i 3nu[l w08i x6gi 4 vmp5
ADULT EDUCATION AND POST SECONDARY SERVICES

	2001-2002 †Ns/5 xg6g4n5 Main Estimates (\$000)	2000-2001 x6r0x3ymJ5 x3†i i b5 Revised Estimates (\$000)	2000-2001 †Ns/5 x3†i i b5 Main Estimates (\$000)
Grants and Contributions			
<i>gi /sh5 Grants</i>			
w08i xEx6ymJk5 †Ns/tA5 wvJ†t5 †Ns/w5 gi /sJ5 w08i x3tk5 wkJt4nq8k5 won3i q8i d?y1i 6nu won3=i .	3,142	3,142	3,142
Student Financial Assistance Grants made to individuals supporting their attendance at Post Secondary Institutions.			
<i>vt9l Q5 gi /sh5 Total Grants</i>	3,142	3,142	3,142
<i>wvJ†t9l Contributions</i>			
yM4gn3=8k5 wvJyx4n5 kNK5 yM4gn3=z i 4 wvJ3gw0Jts?4g5. xSM0Jtk5 nN0Jtk9l xrost4n5 kNo8i x7m x=5g3yms3g5 xrostQ?4bq8k5.	13,654	13,268	13,268
College Contributions Supports Nunavut Arctic College. Provides for operations and maintenance costs at the community and regional level.			
wonwp5 w08i xDt4nq8i 4 X3NwJ†t5 wvJ3hw0Jts?4g5 wonwp5 w08i xDt4nq5b vJy0Jtq8k5. †Ns/c3tbs9l t4 srs6b6gus5 wonwp4n5 Xw2XdtbDt4nq8k5.	-	-	1,804
Teacher Education Strategy Provides support for ongoing teacher education program delivery. Funding to teaching certification to northerners.			
t†cEs6ns†t5 sco†mEs6ns†t9l †Ns/c6tbsJ5 yM5g4n3=[Jx4f5 t†cEs6nsti 4 sco†mEs6nsti l	150	150	-
Literacy Program Funding to Nunavut Arctic College to deliver literacy programs.			

w8Ni 4 wonwp5 d}?y8i 3nu[l wo8i x6gi 4 vmp5
ADULT EDUCATION AND POST SECONDARY SERVICES

	2001-2002 fNs/5 xg6g4n5 Main Estimates (\$000)	2000-2001 x6r0x3ymJ5 x3i i b5 Revised Estimates (\$000)	2000-2001 fNs/5 x3i i b5 Main Estimates (\$000)
gi syx5 x7ml wvJyx5 Grants and Contributions			
nNpsi 3u4 wondjt5 fNs/c6tbsJ5 nNpsi 3u4 wondt4nwosDti 4 W?9oxt5tJti 4 vJyt5tJti l .	673	-	-
Trades Program Provides funding for trades program development and delivery.			
vt9l Q5 wvJt5 Total Contributions	14,477	13,418	15,072
vt9l Q5 gi /sh5 wvJt9l Total Grants and Contributions	17,619	16,560	18,214

hDyCMk5 wo8i xDt4ni 4 vmp5 won3=OE5

b?i vmPC3=sJ6 sfi z: W?9Oxt5tp5, vJyt5tp5 s0p6h6j5 wonwJti 4 hDyMi 5 AE5 !@_j5
 tr9l A wonwJt4n5 W?9OxtbsJtq8i 4 ke4h6bsJtq8i l nN6ftc6tL05 wvJ6gwj5
 wonwJtos6ti 4. vJyt5tps1uJ5 x0p0q5gi 4 scsy01k5 x4h0bsJi 4, wobE/sJti 4
 woH4nos6ymJK5 NI Nw4fb6b6bDbsA8N6gi 4 wonwJtcoZ b, s0p6h6ts9l t4 cspn6ts9l t4
 won6j5 xJD8] 6X9oxi q8i 4, vJyt5tp5 wonw5 won6bsJtq8i 4 Wom0s6n6tsJtq8i l,
 wvJ6n6ts9l t4 W?9Oxt5tps9l t4 hDyMk5 wo8i xDt4ni 4 kNo1usk9l gnsmt5tJti 4
 tofntA9l wonwJti 4.

wM4 k6v6tbsMs3mb won6toEp3Jx4f5 JMw !, @)))_u, jNs/5 gi /sc5b6g5
 won6toEp3Jx4f8k5 k4t6bsymo6g5 won6j5 xsMbsJtq8k5.

EARLY CHILDHOOD EDUCATION AND SCHOOL SERVICES

This Branch includes services in the following areas: development, implementation and assessment of Kindergarten to grade 12 curricula, development and production of resources and materials to support curricula. It also deals with implementation of the bilingual language policies, accreditation of new programs, monitoring and evaluating student achievement, delivery of professional training programs, support for the development and delivery of early childhood programs and the development of public information and distance learning systems.

As a result of the dissolution of the District Education Councils on July 1, 2000, the funding for contributions to school boards has been reallocated to the School Operations Branch.

		2001-2002 jNs/5 xg6g4n5 Main Estimates (\$000)	2000-2001 x6r0x3ymJ5 x3i i b5 Revised Estimates (\$000)	2000-2001 jNs/5 x3i i b5 Main Estimates (\$000)
rhj 7mz 5	DESCRIPTION			
w6vNw/6tk5 xrosyx5	Compensation and Benefits	1,639	1,633	1,633
gi /sh5 x7ml wvJj5	Grants and Contributions	3,512	2,387	76,946
i sDc5bDj5 wq CJj9l	Travel and Transportation	670	400	400
x9M)=OE0Jt5 hN4fb9l	Materials and Supplies	940	550	550
i s=bsJi 4 vmPCDj5	Purchased Services	611	321	340
37m6ftcDj5	Utilities	-	-	-
y8gJ4tbsJi 4 vmPCDj5	Contract Services	376	100	100
xroExp5 xro6hh9l	Fees & Payments	50	90	90
xyq5 xroExo5	Other Expenses	11	13	13
vt9l Q5 xsM5tJj5	Total Operations and Maintenance	7,809	5,494	80,072
vt9l Q5 xrgJtk5	Total Capital	-	-	-
vt9l Q5 xroExp5	Total Expenditures	7,809	5,494	80,072

hDyCMk5 wo8i xDt4ni 4 vmp5 won3=OEb9I EARLY CHILDHOOD EDUCATION AND SCHOOL SERVICES

	2001-2002	2000-2001	2000-2001
	fNs/5	x6r0x3ymJ5	fNs/5
gi syx5 x7ml wvJyx5	xg6g4n5	x3i i b5	x3i i b5
Grants and Contributions	Main	Revised	Main
	Estimates	Estimates	Estimates
	(\$000)	(\$000)	(\$000)

wvJt5 **Grants**

kNc6v3ymJ5 scsyoE/si q5 wo6fyOE/si q9I

x6r5hwpsl t4 x7ml vJyt5tpsl t4 kNc6y6g5
scsyq8i 4 x7ml wo6fyq8i 4 wo8x6t5t0Jt4nk5
wo8i xocb3gi 5 d5t8i o1k5 !@-j5 tr9I A x7m
kNc6v3ymJ5 scsyq8i 4 xgo6tbt5tNhx3I t4
wo8i x6goEp4f5 WoE=q8i wMst9I Q5 wo6fyq8i 4
wonw5, ghpcD9I wonw0Jt4nos3=i .

- - 1,398

Aboriginal Language and Cultural Program

Development and delivery of aboriginal language and cultural programs curricula from kindergarten to grade 12 and the provision of aboriginal language services by education authorities including local cultural programs, interpretation, translation services and centres for teaching and learning.

wonwJt5 x7ml wvJ6nDjt5

vmQ/c3g5 eu3Dpsi 3u5, cspn3tsi 3u5, W?9oxT5yi 3u5
x7m xgo3t5yi 3u5 wo8i xDt4ni 4 rhgw8N3i 5
cspnEs3ni 3u5, wky3i 5 wo8i x3i 3u5, NnsyEi 3u5,
wcvonEs3ni 3u5, w6vNw/Es3ni 3j5 gnsmc5bsti 3j9I
wo8i x3i 6, nN8axEs3ni 3u5 x7m scsyoEpsi 3u5
W0x3gA wo8i xon3gi 4 d5y8i o1k5 (j5 tr9I A.
wMosOpymJ5 eu3Di 3u5 xgo3t5yi 3u9I xq6bsymJi 4
wsKbs2 wo8i xDt4noxEym/q8i 4 d5y8i 3nj 5
wo8i x3bs?4gi 4 x7m W?9oxT5yi 3u5 xgo3t5yi 3u9I
kNK5 wo8i xDt4noxE?4bq8i 4 d5yi 3nj 5
wo8i x3bs?4gi 4.

- - 5,079

Instructional and Support Services

Responsible for the review, assessment, development and implementation of all curricula for science, social studies, mathematics, physical education, career and technology studies, fine arts and language arts from kindergarten to grade 9. Includes review and implementation of approved Alberta curricula in secondary schools and development and implementation of Nunavut curricula in secondary schools.

hDyCMk5 wo8i xDt4ni 4 vmp5 won3=OEb9I EARLY CHILDHOOD EDUCATION AND SCHOOL SERVICES

	2001-2002 †Ns/5 xg6g4n5 Main Estimates (\$000)	2000-2001 x6r0x3ymJ5 x3i i b5 Revised Estimates (\$000)	2000-2001 †Ns/5 x3i i b5 Main Estimates (\$000)
<p>gi syx5 x7ml wvJyx5 Grants and Contributions</p> <hr/> <p>s9I 4f5 XwE=dtc6gk5 gi /sh5 rNs/c3t5y?4g5 W?9ox0Jt4nk9I hDyMk5 wvJ3gw?4g5 XwE}=8k5 xg6bsJ4ni 4 x7m wM/E/sJK5 xq3Cq8i .</p>	-	-	1,335
<p>Daycare Grants Provides both financial and developmental support to child day care centres and family day homes.</p> <hr/> <p>k8i x3N6gc6bwod9I Q5 kbCMk5 n6r/3t5y0Jt4n5 wo8i xMs6vt8N05 hDyM5 csp/s5nst0c5bd9I Q5 ckW0Jtc8q 4vl x3mz b x5bN3gudN05.</p>	-	-	1,540
<p>Healthy Children Initiative Promotion of raising healthy pre-school age children who may be at risk.</p> <hr/> <p>wonwp4ni 4 wonwJt5 X3N4bsJtq 5 wvJ6n6bsJtcd9I Q5 bwmz k5 wonwp4nsi 3u4 wonDtK5. †Ns/c6tbsJ5 NI N4fb6bDt4ni 4 srs6b6gusk5.</p>	1,995	1,804	-
<p>Teacher Education Strategy Provides support for ongoing teacher education program delivery. Funding for teacher certification for northerners.</p> <hr/> <p>xSM5y0JtsJ5 wo8i x3=OEJt9I xSM0Jt4nq8k5 nN/s?8i q8k9I wo8i x3=5 vmQ/c3gi 5 x9M}=tA5 xSM5yi 3u5 wo8i xDt4nk9I wvJ3gw0Jt4ni 4 x5yMu5 r8NZt8u4 d5y1i o1k5 !@_j 5 wo8i x3=8i . vJytbs5yxd9I Q5 xgo3tbs0x05 wo8i x3=8i wo8i xDt4n5, w6vNw/3y8N5 Wo7m4nsta4n5 x7m cspn3bs?8i q5 wonwp5 w6vNw/DyE?4bq 5.</p>	-	-	4,306
<p>Administration and School Services Operations and maintenance of schools responsible for the administration and program support of the kindergarten to grade 12 school system. The successful implementation of school programs, in-service training and evaluation of teaching staff.</p>			

hDyCMk5 wo8i xDt4ni 4 vmp5 won3=oEp9I EARLY CHILDHOOD EDUCATION AND SCHOOL SERVICES

	2001-2002	2000-2001	2000-2001
	rNs/5	x6r0x3ymJ5	rNs/5
	xg6g4n5	x3i i b5	x3i i b5
Grants and Contributions	Main	Revised	Main
	Estimates	Estimates	Estimates
	(\$000)	(\$000)	(\$000)
<p>x=5g3ymJi wo8i x3=5 rNs/3bExo5 wo8i x3=8k5 xSM0Jt4nk5. Wonwp5, wo8i x3=8i wvJ3ts?4g5, wo8i x3=8i wkyoEp5 x7m nl 7m3nwp5, x7ml 4bs6 wo8i xDt4n5, hN4ft5 x7m kNo8i wo8i x3goEp5 vtmpq5.</p>	-	-	52,224
Territorial Schools			
Funding required to operate the school system. Teachers, classroom assistants, school community councilors and custodians, as well as materials, supplies and local education authorities.			
<p>y8g4tbsJi 4 kNKu vmpcD]t5 rNs/c3tbsJ5 kNo1i won6toEp5 vtmpq5 grox6gu4 xroExoq8k5 vmpcDti 4 WoE=q8i wvJ6bsc5b6g5 wo8i x6goEp4f8k5 xqDtos6ym9I t4. y8gC4t5t?4Lt[l xsM5tpsJi 4 kesmt5tpsJi l w]l dtq8i 4, kN6f]JoEpi 4 nN6ftoEpi 4, x7ml x[M]=cDt4nq8i 4 xg6gxDt4 xyq8i l N1ui 6 xroExcc5b6bq8i 4 wvJ6tcExco]z u4.</p>	-	-	10,481
Contracted Nunavut Services			
Funding to School Boards for the direct costs of services provided by departments under agreement. Contracted services include the operation and maintenance of buildings, vehicles and equipment, leasing office space and certain personal services.			
<p>wonwp5 vg0pct0q 5b W?9ox0Jt4nq 5 NI Nw3bsym9I i kNK5u wonwp5 vg0pct0q 5b x7m kN5yx3u wonwp5 vg0pct0q 5b xqct0Atq5 Z?m4f8k5. wvJ3gw0Jt4ni 4 rNs/c3t5y8N3I t4 Wo7m4nst4nq8k5 wonwp5 vg0pct0q 5b.</p>	1,517	583	583
Teachers' Professional Development			
Defined in the Federation of Nunavut Teachers and Northwest Territories Teachers Association Collective Agreement. Provides ongoing financial support for the professional development of teachers.			
vt9I 05 wvJyx5	Total Contributions	3,512	2,387
vt9I 05 gi /sh5 wvJt9I	Total Grants and Contributions	3,512	2,387
		76,946	76,946

kNo1i WoE}=q5

won6toEp4f5 WoE}=q5 vJytbsc5b6g5 WoE}=i Wz hi kNo1i x[M[=c6Lt4. sfNi
 kNo1i ; X1i 6gu, vq6Oi 3u wcl 4g5txul, xsM5tpc6Lt4 grox6t5tpu4. vmpsJ5
 vJyt5tps9l t4 xJ6n6goEJti 4, †NsJtA5 wvJ6bs0xc6gi 4 kNKu won6ti 4, hDyMi 4
 XwE=] 5gi 4, nNpsi 3u4 won6gi 4, srsi xuhi, nNp7mEsi 3u4 w6vNw/4ni l, ttCEs6nsti 4
 sco†Es6nsti l, WNhxZi 4 W?9ox5tJti 4 sco†Z4f=1i l. †4fx x[M[=c3=sJ5 kNo1usk5
 xg6bsc5b3mb kNKu won6toEp4f5 vmps=0/q8i .

FIELD OPERATIONS

The Department of Education programs are delivered through the support of three field offices. One office is located in each of the following communities; Pangnirtung, Rankin Inlet and Cambridge Bay, and is supervised by a director. They are responsible for the delivery of income support, financial assistance for Nunavut students, early childhood, apprenticeships, trades and occupations, literacy, career development and public libraries. These offices provide services to communities across Nunavut under their jurisdiction.

		2001-2002 †Ns/5 xg6g4n5 Main Estimates (\$000)	2000-2001 x6r0x3ymJ5 x3†i i b5 Revised Estimates (\$000)	2000-2001 †Ns/5 x3†i i b5 Main Estimates (\$000)
rhj 7mz 5	DESCRIPTION			
w6vNw/6tk5 xrosyx5	Compensation and Benefits	3,176	3,203	3,368
gi /sh5 x7ml wv††5	Grants and Contributions	2,957	2,870	75
i sDc5bD†5 wqCJ†9l	Travel and Transportation	289	299	220
x9M)=oE0J†5 hN4fb9l	Materials and Supplies	54	54	62
i s=bsJi 4 vmpcD†5	Purchased Services	21	1,050	1,092
†7m6ftcD†5	Utilities	-	-	-
†8g†4tbsJi 4 vmpcD†5	Contract Services	3,491	2,464	2,314
xroExp5 xro6h†9l	Fees & Payments	22,210	22,305	22,305
xyq5 xroExo5	Other Expenses	6	6	6
vt9l Q5 xsM5tJ†5	Total Operations and Maintenance	32,204	32,251	29,442
vt9l Q5 xrg††tk5	Total Capital	-	-	-
vt9l Q5 xroExp5	Total Expenditures	32,204	32,251	29,442

kNo8i WoE}=q5 FIELD OPERATIONS

	2001-2002 fNs/5 xg6g4n5 Main Estimates (\$000)	2000-2001 x6r0x3ymJ5 x3fi i b5 Revised Estimates (\$000)	2000-2001 fNs/5 x3fi i b5 Main Estimates (\$000)
gi syx5 x7ml wvJyx5 Grants and Contributions			
<hr/>			
<i>wvJt5</i> Grants			
w8N3k5 wo8i xDjt5Fsc0hEs6nDjt9i xSM5tJt5 xgxZq5 s0p6hDjt5 w8N3k5 wonwJti 4 yM5g4n3=[Jxi x7ml kNo1i tusJK5 KNKu. W?9oxt5tl t4 vJyt5tl t[l WoExi 4 wl x6yP9oDbsi x6gi 4 xgi wonwJtk5 ttCEs6n3i 3u4 scohEs6n3i 3ul kNoz i l xJq5g4 whmQl Q5 sk3i q5.	75	75	75
Adult Basic Education/Literacy Administration function setting standards for and monitoring the delivery of Adult Basic Education Programs by the college and other community based agencies within Nunavut. Develops and implements programs designed to improve individual literacy levels and the rate of literacy.			
<hr/>			
hDyMk5 wonwJt5 _ XwE}=cDjt5 xgw8Nst5tl t4 bmw8i 4 fNs/i 4 wvJ6nDti l hDyMk5 XwE}=1k5 xqcui l XwEpSc5b6gk5.	1,349	1,255	-
Early Childhood Programs - Daycare Grants Provides both financial and developmental support to child daycare centres and family day homes.			
<hr/>			
hDyMk5 wonwJt5 _ k8i x3N6gc6bwod9l A WoEx5 W4fuHEJt5 k8i x3N6gc6bwod9l A kbCMk5 wonExD8Nq5gk5 ho x5b3NDtc6gk5.	1,533	1,540	-
Early Childhood Programs - Healthy Children Initiatives Provides for promotion of raising healthy pre-school age children who may be at risk.			
<i>vt9l Q5 wvJt5</i> Total Contributions	2,957	2,870	75
<i>vt9l Q gi /sh5 wvJt9l</i> Total Grants and Contributions	2,957	2,870	75

won3=i 4 xsM5tp5

si 4yEx6gc5b6g5 ui {bs2 g[oxk5, xsM5tpi 4 grox6t5tpcs6L4 vJyt5tpsJ5 xsM5tps9l t[
bmw8i 4 won3=i 4 kNKu ur8i 6Xi 5 AE5 !@_j5 trhA. xsM5tpsJ5, Wz hi 4 x[M]=i 4
won6toEp4f5 x[M]=q8i 4 d3l 6gu, cmi 5gxu wcl 1i 6u5tmbo1uH vmppsJ5 csb]n5
xsMbsJtq8i 4 won3]5, wonwpi l vmpps9l t4 x7ml s0p6h6ts9l t4 wonwJti 4 bmw8i
WQxo]h6gi AE5 !@_j5 trhA.

w]M4 k6v6tbsMs3mb won6toEp3Jx4f5 JMw !, @)))_u,]Ns/5 gi /sc5b6g5
won6toEp3Jx4f8k5 k4t6bsymo6g5 won6]5 xsMbsJtq8k5.

SCHOOL OPERATIONS

Reporting to an Assistant Deputy Minister, the Executive Directors supervise and administer all schools in Nunavut offering Kindergarten through Grade 12 programs. Administratively, the three offices, located in Kugluktuk, Baker Lake and Iqaluit (Pond Inlet), are responsible for the day to day operation of schools, supervision of teaching staff, and overseeing the delivery of educational programs and services for Kindergarten to Grade 12.

As a result of the dissolution of the District Education Councils on July 1, 2000, the funding for contributions to school boards has been reallocated to the School Operations Branch.

		2001-2002]Ns/5 xg6g4n5 Main Estimates (\$000)	2000-2001 x6r0x3ymJ5 x3]i i b5 Revised Estimates (\$000)	2000-2001]Ns/5 x3]i i b5 Main Estimates (\$000)
rhj 7mz 5	DESCRIPTION			
w6vNw/6tk5 xrosyx5	Compensation and Benefits	58,119	58,212	-
gi /s]h5 x7ml wv]j5	Grants and Contributions	9,447	8,621	-
i sDc5bD]5 wqCJ]9l	Travel and Transportation	3,334	3,043	-
x9M}=oE0Jt5 hN4fb9l	Materials and Supplies	685	534	-
i s=bsJi 4 vmppD]5	Purchased Services	585	534	-
57m6ftcD]5	Utilities	5,914	5,397	-
y8g]4tbsJi 4 vmppD]5	Contract Services	1,383	1,262	-
xroExp5 xro6h]9l	Fees & Payments	78	71	-
xyq5 xroExò5	Other Expenses	332	211	-
vt9l Q5 xsM5tJ]5	Total Operations and Maintenance	79,877	77,885	-
vt9l Q5 xrg]jtk5	Total Capital	-	-	-
vt9l Q5 xroExp5	Total Expenditures	79,877	77,885	-

won3=i 4 xsM5tp5
 SCHOOL OPERATIONS

	2001-2002 fNs/5 xg6g4n5 Main Estimates (\$000)	2000-2001 x6r0x3ymJ5 x3i i b5 Revised Estimates (\$000)	2000-2001 fNs/5 x3i i b5 Main Estimates (\$000)
gi xyx5 x7ml wvJyx5 Grants and Contributions			
<i>wvJt5</i> Contributions			
won3=oEp4f5 vtmpq8k5 wvJbsc5b6g5 wvJbsc5b6g5 won6toEp4f5 tudtq8k5 kNo1i xsM5tJt5 x[M[=q8k5 won3}=5 kNo1i .	9,447	8,621	-
DEA Contributions Contributions to Divisional Education Authorities for authority administration costs and for a portion of the operating expenses of schools.			
<i>vt9l Q5 wvJt5</i> Total Contributions	9,447	8,621	-
<i>vt9l Q5 gi /Sh5 wvJt9l</i> Total Grants and Contributions	9,447	8,621	-

WoExc3i 6 xyu8i 4 r[Z3gw9l t4
 DETAIL OF WORK PERFORMED ON BEHALF OF THIRD PARTIES

	2001-2002 fNs/5 xg6g4n5 Main Estimates (\$000)	2000-2001 x6r0x3ymJ5 x3fi i b5 Revised Estimates (\$000)	2000-2001 fNs/5 x3fi i b5 Main Estimates (\$000)
xqct0AbsymJ5 w6vNw/6tc3i 3j 5 W?9oxT5t0Jt4n5 vg0pct0At05 vNbs2 Z?m4fq5 x7m kNK5 Z?m4fq5 xa7mtA8N5tx6gi 4 wonwJt5 nNp4nc5txoD8N3i x3mb W?9oxi c5tx6gi 4 kNKu WbcExc3mb xy0p6X9oxJ5 vNbojnu whm09l 05 fNs/4nsbsA8N6g5 x7ml nNpk5 cspm/s0xj5 whm09l 05 kbi 4 nN6ftc6X9oxZ5b x7ml kN3Jxoju nNpk5 W?9oxi E/sJ5 xa7mtNhx0m9l 05.	3,277	3,455	1,934
Labour Market Development Agreement Partnership between Government of Canada and Government of Nunavut to meet the challenges of labour force development in Nunavut necessary as a result of overall changes in Canada's economic structure and labour skill requirements in the face of new technologies and global trade advancement.			
m8gEx2 rNs/4f=z 5b w08i xEx3i snJk5 wvJtq5 vg0pct04g5 m8gEx2 rNs/4f=z 5 x7m kNK5 Z?m4fq5 wvJ3g6bsd9l 05 m4f5gdtk5 kNK5u w08i xExDmt9l 05 d}?y8i 3nj 5. w08i x3=8k5 wyDt4n5 wvJyx5n5 w08i x3tk5 gi /s?4g5 w08i xEx3i xt9l 05 w6vNw/Es3ni 3j 5, whm4f5 w08i x3bs?4gi 4 x7m w6vNw/3y8N5 w08i x3gt4 Xw2XdtbCh4gk5 x7ml w08i x3=xl 8i w08i x3t5 W/E3X9oxJ5 d}?y8i 3nj 5 w08i xExDm4Xb yM4gn3=8k5. rNs/5 gi /s?4g5 w08i x3ym5yx3i 6X5 mo4bs9l t4.	10	10	10
Bank of Montreal Scholarship Program Partnership between Bank of Montreal and Government of Nunavut to support the education of youth in Nunavut. Scholarships granted to students enrolled in career, academic and trades programs as well as to graduating high school students attending a post-secondary institution. Monies awarded on basis of academic achievement.			
vNwtx8 uoi x7 w08i xEx3gk5 wyDt4n5 g4b3=z 5 vg0cpt04g5 wonDt4nk9l fNs/4fj5 x7ml kNK5 Z?mtx gi yA8N3i x3mb wonExDmJk5 wyDt4ni 4 bwmz i 5 won3=1u8i x6gk5 won3=[Jxi wobE/symJi vNbu won6tk5 xg6gxZ4ni 4 fNs/c6t5tpk5. gE9l 05 wonDj5 mgwz J8N3i x3mb bmw8k5 won6tojk5 fNs/r4n6jZl xk5.	226	200	200
Canadian Millennium Scholarship Foundation Partnership between the Foundation and Government of Nunavut to grant scholarships to full-time students attending institutions recognized by the Canada Student Loans Program. Objective is to maintain access to education for students with financial need.			

WoExc3i 6 xyu8i 4 r[Z3gw9l t4
 DETAIL OF WORK PERFORMED ON BEHALF OF THIRD PARTIES

	2001-2002 In/\$ xg6g4n5 Main Estimates (\$000)	2000-2001 x6r0x3ymJ5 x3i i b5 Revised Estimates (\$000)	2000-2001 In/\$ x3i i b5 Main Estimates (\$000)
w6vNw/3ti 4 W?90xt5yi 3j 5 X3Nst5 vg0pct04g5 wkoEpgc4f5 kNK5 Z?m4fq9l . rNs/c3t5y?4g5 vm0/sd9l 05 NI Nw3bsymJ5 WoEx4n5 kNK5 yM3gn3=z 8i WoExaJ5 w6vNw/3g0Ei 3j 5 W?90x0Jt4n5.	-	-	610
Human Resources Development Strategy Partnership between Department of Indian Affairs and Northern Development and Government of Nunavut. Provides funding for the delivery of specific education programs delivered by Nunavut Arctic College directed towards human resources development.			
wobE/symJ5 wonwJbsJ8N6g5 scsj5 vg0/sJ6 vNbs2 Z?mz k5 kNK9l Z?mz k5 xgxw8Nst5tJ5 W?90xtbsJt4nq8i 4 sw=tj6gi 4 W4fuJEJt5 wobE/sym5txD8N3i x3mb xg6bsq8ND8N3i x3mb sw=tj6g5 kNKu. In/c6tbs4v8i 3uJ5 wvJ6nDt4ni 4 sw=tjD8N6g5 c9l N5 won3=0EJt0i x6bq8i 4.	539	626	-
Official Language in Education Partnership between Government of Canada and Government of Nunavut to support the development of official-language minority communities and to promote the recognition and usage of French as a first and second language in Nunavut. Additional funding to support Francophone school governance.			
vt9l 05 WoE}=k5 Total Department	4,052	4,291	2,754

x=5g3ymi q5 ᐃNs/5 xg6g4n5
DISTRIBUTION OF BUDGET

	xz J6ᐅv3=4 Headquarters (\$000)	er3ᐅl 4 Qikiqtaaluk (\$000)	r?9o6 Kivalliq (\$000)	et3us5 Kitikmeot (\$000)
w6vNw/6tk5 xrosyx5 Compensation and Benefits	5,977	31,727	17,196	12,372
gi syx5 wvᐅyx9l Grants and Contributions	21,191	6,923	3,352	2,482
wq30Jᐅ5 xs9MDᐅ9l Travel and Transportation	1,149	1,858	1,005	760
x9M}=oE0Jᐅ5 hN4fb9l Materials and Supplies	1,123	376	206	157
i s=6bsJi 4 vmᐅcDᐅ5 Purchased Services	871	311	175	120
ᐅ7mdt k5 Utilities	-	3,089	1,635	1,190
ᐅ8gᐅ6bsJi 4 vmᐅcDᐅ5 Contract Services	1,443	2,639	1,144	1,091
xroExᐅ5 xro6hᐅ9l Fees & Payments	835	12,487	5,463	4,338
xyq5 xroExo5 Other Expenses	450	177	92	69
vt9l 05 xsM5tJᐅ5 ᐅesmt5tJᐅ9l Total Operations and Maintenance	33,039	59,587	30,268	22,579
vt9l 05 xrgᐅᐅtk5 Total Capital	200	12,675	8,660	7,785
vt9l 05 xroExᐅ5 Total Expenditures	33,239	72,262	38,928	30,364



ᖃᖅᓂᖅ ᖃᓂᖅᓂᖅ
ᖃᓂᖅᓂᖅ



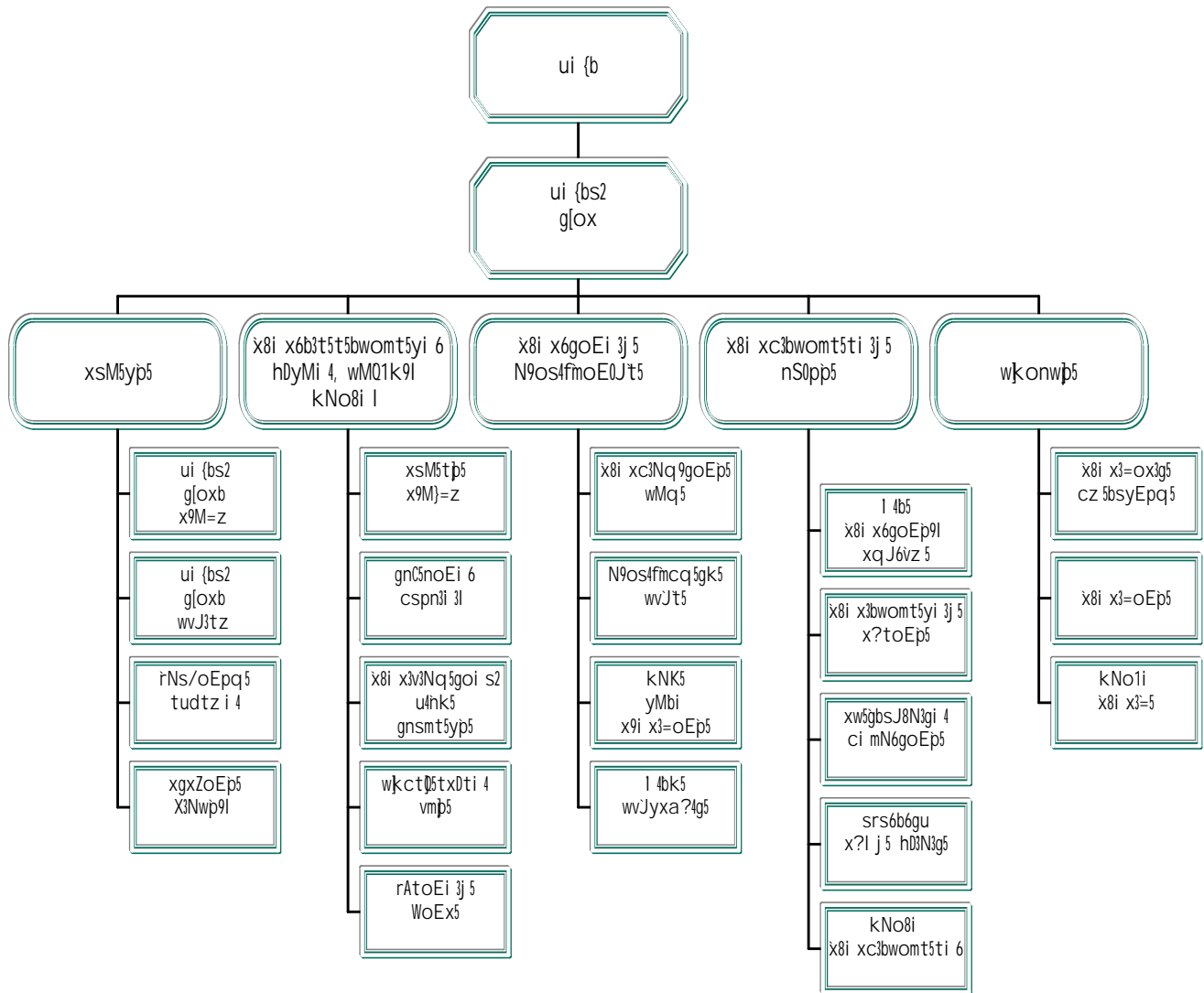
HEALTH AND
SOCIAL SERVICES

wgx6 W4f
ui {b

x8gd 78n8
ui {bs2 g[ox

r5 W{5
ui {bs2 g[oxb wvJ3tz

rNs/oE0Jyqb NI Nw/3ymi q5

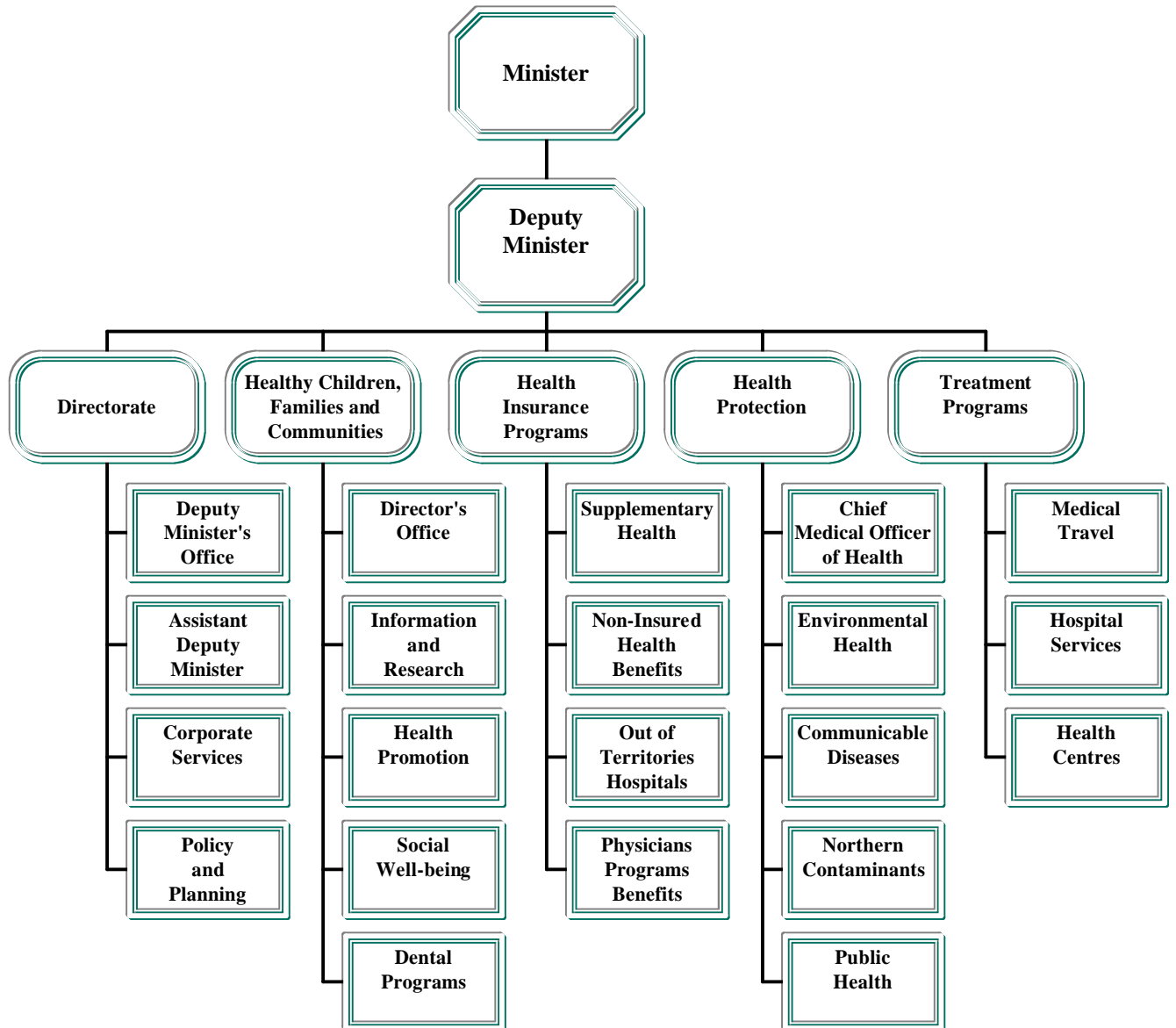


Edward Picco
Minister

Andrew Johnston
Deputy Minister

Keith Best
Assistant Deputy Minister

ACCOUNTING STRUCTURE CHART



W/4noxaymJ5

to/symJA5 W4fuhEd/s9l b, nS0pd/s9l b wvJ6nd/s9l b j8i x6goEJti 4
j8i x3N6gc/w4fti l kNKusi wk1k5 cspm/sgcE/sJ5 wMostc5b3l Q5 bmw8i wkdtq8k5
vmJtoji j8i h6bsymi q8i l .

gCZ3n5

- ◆ wl x6y?9o6tbsd9l Q5 j8i x6goEJj5 j8i x3N6gc/w4fj9l kNKu.
- ◆ W=4nc6tbsd9l Q5 wvJ6nDbsJ8N6g5 r4fgw8NK5, cbatQk5 kNo1usk9l
whm4n6ysDtcoCz b w4W1N3i x6gi 4 j8i x6goEJtk5, j8i x3N6gc/w4ftk9l
whm6h3l t[l wjyc5txDtk5.
- ◆ vJyt5tNhxDm9l t4 bmw8jz Ji 4 vg0p/s9l t4 xsMbsi c5tx6gi 4 j8i x6goEJti 4
wkoEJti l r4fgw8NK5, cbatQk5 kNo1usk9l .
- ◆ W?9oxt5tNhxDm9l t4 j8i x6goEJti 4 wkoEJti l yK7j x4n6bsA8N6gi 4 xg3i c6gi 4
bji 3usk5 kNKusk5.
- ◆ vJyt5tNhxDm9l t4 wc3NqJjuJi 4, wo6fyE/sJi 4 w6vh5tx3i 6ni 4 WoE=i 4 x7ml
bf4nst5tAm9l t4 ck6 Z?mt4f5 jNs/q5 xg6bs5txD8N3mz b.

MISSION

Our mission is to promote, protect and enhance the health and well-being of all Nunavummiut incorporating Inuit Qaujimagatuqangit at all levels of service delivery and design.

GOALS

- ◆ To improve the health and well-being of all Nunavummiut.
- ◆ To provide a supportive environment for individuals, families and communities in making decisions that affect their health and well-being.
- ◆ To deliver integrated and coordinated health and social services to individuals, families and communities.
- ◆ To develop health and social services policy relevant to the needs of the population of Nunavut.
- ◆ To deliver flexible, culturally sensitive programs and to demonstrate the effective use of public resources.

x=4g6ymi q5 xroExp5
DETAIL OF EXPENDITURES

		2001-2002 †Ns/5 xg6g4n5 Main Estimates (\$000)	2000-2001 x6r0x3ymJ5 x3†i i b5 Revised Estimates (\$000)	2000-2001 †Ns/5 x3†i i b5 Main Estimates (\$000)
rhj 7mz 5	DESCRIPTION			
w6vNw/6tk5 xrosyx5	Compensation and Benefits	42,909	33,085	33,085
gi /sh5 x7ml wvJ†5	Grants and Contributions	1,196	630	600
i sDc5bD†5 wqCJ†9l	Travel and Transportation	17,827	20,930	20,960
x9M}=oE0J†5 hN4fb9l	Materials and Supplies	3,893	4,361	4,361
i s=6bsJi 4 vmpc6g5	Purchased Services	2,848	6,427	7,019
†7m6ftk5	Utilities	148	-	-
†8g†4bsJi 4 vmpc6g5	Contract Services	47,803	48,605	46,863
xroExo5 xro6h†9l	Fees & Payments	519	414	414
xyq5 xroExp5	Other Expenses	2,021	2,630	2,630
vt9l Q5 xsM5tJ†5	Total Operations and Maintenance	119,164	117,082	115,932
vt9l Q5 xrgJ†tk5	Total Capital	4,200	4,560	4,300
vt9l Q5 xroExp5	Total Expenditures	123,364	121,642	120,232

xSM5tp5

xqJ6vc3gt4 ui {bu4, xSM5tp5 yKo3tsK5 grj x3t5yps?4Lt[l WoE}=5t8k5 x7m cspn3ts?4g5
 x8i xc3Nq5goEi 3j z J5 wkoEi 3j z J9l vJytbs5yxd9l Q5 r4fgw8Nw5, wMos0/sym9l t4
 x8i x6bwomt5yi 6 x7m xw5g3l tN3g5 cspn3bs?8i q8i 4.

DIRECTORATE

Under the authority of the Minister, the Directorate provides leadership and direction to the Department and monitors health and social service program delivery to the public, including health and disease surveillance.

		2001-2002 fNs/5 xg6g4n5 Main Estimates (\$000)	2000-2001 x6rQx3ymJ5 x3fi i b5 Revised Estimates (\$000)	2000-2001 fNs/5 x3fi i b5 Main Estimates (\$000)
rhj 7mz 5	DESCRIPTION			
w6vNw/6tk5 xrosyx5	Compensation and Benefits	8,693	6,410	6,410
gi /sh5 x7ml wvJt5	Grants and Contributions	896	630	600
i sDc5bDt5 wqCJt9l	Travel and Transportation	1,352	1,027	1,057
x9M}=oE0Jt5 hN4fb9l	Materials and Supplies	547	537	537
i s=6bsJi 4 vmpc6g5	Purchased Services	730	1,055	1,360
57m6ftk5	Utilities	133	-	-
y8g4bsJi 4 vmpc6g5	Contract Services	2,084	2,320	2,320
xroExo5 xro6h9l	Fees & Payments	409	398	398
xyq5 xroExo5	Other Expenses	2,018	2,630	2,630
vt9l Q5 xSM5tJt5	Total Operations and Maintenance	16,862	15,007	15,312
vt9l Q5 xrgJtk5	Total Capital	4,200	4,560	4,300
vt9l Q5 xroExoo5	Total Expenditures	21,062	19,567	19,612

xSM5tp5
DIRECTORATE

	2001-2002 †Ns/5 xg6g4n5 Main Estimates (\$000)	2000-2001 x6rQx3ymJ5 x3i i b5 Revised Estimates (\$000)	2000-2001 †Ns/5 x3i i b5 Main Estimates (\$000)
Grants and Contributions			
<i>wvJyx5</i> Contributions			
kNKu xi xystsi 3u4 wonDjt5 rNs/c6tbsd9l Q5 yM5g4n3=[Jx4f5 kNKu x8i xystsi 3u4 wonwJt4ni 4 Wbc6t5tA8N3i x3mb.	600	630	600
Nunavut Nursing Program Funding for Nunavut Arctic College for the provision of the Nunavut Nursing Program.			
kNKu yM5g4n3=[Jxu wonDjt5 WoExos3l t4 wonwJbsJ8N3i x6ti 4 kNo1i x8i x6goEJti 4 wkOEJti l , bwjn4 kNo1usi WbcOD8N3i x3mb wjyc5tx3i 3u4 wonwZhxD8N6gi 4 kNo1i i E5txc5bExc3i 3ul , xyq8i l .	166	-	-
Nunavut Arctic College Program To deliver a program which trains individuals from the communities to work in the health and social services field. This training will enable these individuals to provide services such as teaching communities to improve lifestyle habits in diet, etc.			
kNo1i vtmj5 wvJ6bsJyx6j6g5 tr9l A R%,))) xgi kNj5 BxmMq8i vtmcJMcD8N3i x3mb x8i x6goEJjt5 wkOEJjt9l W0JtQ9l Q5, kNo1i whjn l Q/sJ5 n6rtbsA8N3i x3mb Z?mt4f8k5 x8i x6goEp4f8k5.	130	-	-
Community of Councils A contribution of \$5,000 per community for support of the operation of Hamlet committees on health and social services, as the means of ensuring that community concerns and issues are communicated effectively to the Department.			
<i>vtl Q5 wvJyx5</i> Total Contributions	896	630	600
<i>vtl Q5 gi syx5 wvJyx9l</i> Total Grants and Contributions	896	630	600

x8i x6b6bwomt5yi 6 hDyMi 4, wMQ1i 4 kNo8i I

WoExa?4g5 sfi z WoExc3g5 gnC5noEi 3u4 cspn3i 3u[l, x8i xc3Nq5goEi s2 u4nk5 gnsmt5yp5 3u4, wk6vt04t5t5yxCh1i 3u5 x7m rAtoEi 3u4. gnC5noEi 6 cspn3i 3l kx5y?4S5, eu3D9l t4 si 4vosoE9l t4 moZ3tA5 to/s0JtQym/q8i 4 s}l 8i 5 xyq8i 4 W7mEsJi 4 cspnDt4nsJi 4 x8i x6goEi 3j 5 wkOEi 3j 9l WoE0Jbs?4gi 4. x8i xc3Nq5goEi s2 u4nk5 gnsmt5yp5 x7m wkct04t5t5yxCh4t5yp5 wMos0pym?4S5 kNo8i ci mc3Nq5goEpi 4, x7ml 5bs6 wkOE4f8i 4 W?9ox5t5ypsNh4gi 4 wkY3u NI 6ftA8i Ch8i 3j 5, wMQ1i 4 kNo8i I x8i xc3bwomt5yi 3u5, wvJ3gw9l t4 kNK5 Z?m4fq5b WoExE/=i q8i 4 ez s7u. rAtoEp4f5 WoExE?4bq5 vJyymJ5 n6r/3t5yi 3u5 rAt5yxEZh8i 3u5 x7m w8Ngc5 vmQ/s?8i q5 rAtcD8i t9l Q5.

HEALTHY CHILDREN, FAMILIES AND COMMUNITIES

Activities include information and research, health promotion, social well-being and dental. Information and research collects, analyzes and reports on legally mandated or otherwise significant indicators within health and social services. Health promotion and social well-being include community health representatives, as well as social workers that work to enhance individual, family and community health, supporting the Government of Nunavut's Bathurst Mandate. Dental activities span the continuum from promotion to treatment and aftercare for seniors.

		2001-2002 fNs/5 xg6g4n5 Main Estimates (\$000)	2000-2001 x6r0x3ymJ5 x3fi i b5 Revised Estimates (\$000)	2000-2001 fNs/5 x3fi i b5 Main Estimates (\$000)
rhj 7mz 5	DESCRIPTION			
w6vNw/6tk5` xrosyx5	Compensation and Benefits	6,572	9,183	9,183
gi /sh5 x7ml wvJt5	Grants and Contributions	300	-	-
i sDc5bDjt5 wqCJt9l	Travel and Transportation	673	993	993
x9M)=oE0Jt5 hN4fb9l	Materials and Supplies	157	496	496
i s=6bsJi 4 vmpc6g5	Purchased Services	457	3,424	3,424
37m6ftk5	Utilities	-	-	-
y8g4bsJi 4 vmpc6g5	Contract Services	11,660	9,727	9,727
xroExo5 xro6h9l	Fees & Payments	46	5	5
xyq5 xroExo5	Other Expenses	-	-	-
vt9l Q5 xSM5tJt5	Total Operations and Maintenance	19,865	23,828	23,828
vt9l Q5 xrgJtk5	Total Capital	-	-	-
vt9l Q5 xroExp5	Total Expenditures	19,865	23,828	23,828

x8i x6b6bwomt5yi 6 hDyMi 4, wMQ1i 4 kNo8i I
HEALTHY CHILDREN, FAMILIES AND COMMUNITIES

	2001-2002	2000-2001	2000-2001
	†Ns/5	x6r0x3ymJ5	†Ns/5
	xg6g4n5	x3†i i b5	x3†i i b5
	Main	Revised	Main
	Estimates	Estimates	Estimates
	(\$000)	(\$000)	(\$000)
gi syx5 x7ml wvJyx5 Grants and Contributions			
wvJyx5 Contributions			
wcl 1i xqCcq5gk5 vmJ†5Fwhm8i x6bsJ†9l †Ns/c6tbsJ5 wcl 1i gz =0/sJj 5 WoE=k5 sXZ4nsJ8N3i x6gj 5 r4fgw8NK5 N1ui 6 WJ8Nq5gk5 †n8N xyq tA5 vmQ/sJtcq5gk5.	300	-	-
Iqaluit Homelessness/Psychiatry Program Funding to Iqaluit based organizations to develop a shelter facility to accommodate individuals with special needs not currently being provided through other programs.			
v†l Q5 wvJyx5 Total Contributions	300	-	-
v†l Q5 gi syx5 wvJyx9l Total Grants and Contributions	300	-	-

x8i x6goEi 3j 5 N9osfmoE0Jt5

WoExa?4g5 b}KN l 4b5 x8i x3=9l Wp5yCstQ?4bq5 kNK5u x7m xyq8i moZ3tA5 vmQ/s?4gi
 r[Z3gw9l t4 kNK5usi 4, wMQxDt5 x8i x6goEi 3j 5 wvJyxa?4gk5 x7m N9osfmcExc8q5g5
 wvJyx5.

HEALTH INSURANCE PROGRAMS

Health Insurance Programs, such as hospital services within Nunavut and other jurisdictions for Nunavut residents, including supplementary health benefits and non-insured health benefits.

		2001-2002 †Ns/5 xg6g4n5 Main Estimates (\$000)	2000-2001 x6r0x3ymJ5 x3i i b5 Revised Estimates (\$000)	2000-2001 †Ns/5 x3i i b5 Main Estimates (\$000)
rhj 7mz 5	DESCRIPTION			
w6vNw/6tk5 xrosyx5	Compensation and Benefits	-	-	-
gi /sh5 x7ml wvJt5	Grants and Contributions	-	-	-
i sDc5bDt5 wqCJt9l	Travel and Transportation	-	-	-
x9M)=oE0Jt5 hN4fb9l	Materials and Supplies	-	-	-
i s=6bsJi 4 vmpc6g5	Purchased Services	-	-	-
37m6ftk5	Utilities	-	-	-
y8g4bsJi 4 vmpc6g5	Contract Services	26,226	30,226	28,484
xroExo5 xro6h9l	Fees & Payments	-	-	-
xyq5 xroExo5	Other Expenses	-	-	-
vt9l Q5 xSM5tJt5	Total Operations and Maintenance	26,226	30,226	28,484
vt9l Q5 xrgJtk5	Total Capital	-	-	-
vt9l Q5 xroExp5	Total Expenditures	26,226	30,226	28,484

x8i x6v3bwomt5ti 3j 5 nS0pp5

WoEx4n5 wvJ3gw0Jt9l nS0pAtsNh4X4g5 wkdt5t8i 4 x5bN3gu5bwod9l Q5 xw5g3l 8N3gi 4
 x8i x6bdNQ5, wMQ/s9l t4 dW3EN3g5 f/8i 4f5, S?9l 8i 6, ta4f5 x8i x6b3i 6, dW3DJi 4
 v5gx5t8kxD8N3gi 4 i E?4b5t8i 8z haJi 5 x7m x?t5t8i z 3g5 W0Jts9l t4 GhD3tEJ5 yM5t8i 4,
 kN5t8i 9l x7m wmdt5b x?l xi 4gi 4h.

HEALTH PROTECTION

Programs and services dedicated to protecting the population from threats to health presented by communicable diseases, including sexually transmitted diseases (STDs), tuberculosis (TB), hepatitis B, trichinosis and environmental causes (contamination of air, terrestrial and aquatic environments).

		2001-2002 fNs/5 xg6g4n5 Main Estimates (\$000)	2000-2001 x6rQx3ymJ5 x3fi i b5 Revised Estimates (\$000)	2000-2001 fNs/5 x3fi i b5 Main Estimates (\$000)
rhj 7mz 5	DESCRIPTION			
w6vNw/6tk5 xrosyx5	Compensation and Benefits	2,306	1,467	1,467
gi /sh5 x7ml wvJt5	Grants and Contributions	-	-	-
i sDc5bDjt5 wqCJt9l	Travel and Transportation	237	207	207
x9M)=oE0Jt5 hN4fb9l	Materials and Supplies	111	81	81
i s=6bsJi 4 vmpc6g5	Purchased Services	10	135	135
37m6ftk5	Utilities	-	-	-
y8g4bsJi 4 vmpc6g5	Contract Services	86	68	68
xroExo5 xro6h9l	Fees & Payments	8	3	3
xyq5 xroExo5	Other Expenses	3	-	-
vt9l Q5 xSM5tJt5	Total Operations and Maintenance	2,761	1,961	1,961
vt9l Q5 xrgJtk5	Total Capital	-	-	-
vt9l Q5 xroExj5	Total Expenditures	2,761	1,961	1,961

wkonwi 3j 5 WoEx5

wkonwi 3j 5 WoExa?4g5 wMos0pymK5 wvJ3gw0Jts?4gi 4 kNò5 x8i x6=q8i 4
xgw8Nstbs?4gi 4, x8i x6=7u x7m l 4box3g5FvmQ/s?4g5 cz 5bstq8i 4. b8N wMos0pymJ6
gx=3N3gtA5 xs9M3tbs?4gi 4 x8i x6=ox3gi 4, xyxk5 xwd/sJi 4, x7m i EsN8q5g5
wky3uFwM08i l gx=3NX4g5 xs9M4nst0Qxco3X4g5 kNu8i 4, s}?l 8i 5 kNK5 yMbk5. b}?i
WoE}=1u wl x6nwpc3uJ5 wkOEpc56Lt|l .

TREATMENT PROGRAMS

Treatment Programs include services provided at health centres, the hospital and medical/client travel. This includes urgent medical evacuations, necessary referrals, and unavoidable social/family emergencies that require transport out of the community, or out of the territory. This Branch also includes the cost of physician services and social workers.

		2001-2002 ᐅNs/5 xg6g4n5 Main Estimates (\$000)	2000-2001 x6r0x3ymJ5 x3ᐅi i b5 Revised Estimates (\$000)	2000-2001 ᐅNs/5 x3ᐅi i b5 Main Estimates (\$000)
rhj 7mz 5	DESCRIPTION			
w6vNw/6tk5 xrosyx5	Compensation and Benefits	25,338	16,025	16,025
gi /sᐅ5 x7ml wvᐅᐅ5	Grants and Contributions	-	-	-
i sDc5bDᐅ5 wqCJᐅ9l	Travel and Transportation	15,565	18,703	18,703
x9M)=oE0Jᐅ5 hN4fb9l	Materials and Supplies	3,078	3,247	3,247
i s=6bsJi 4 vmpc6g5	Purchased Services	1,651	1,813	2,100
ᐅ7m6ftk5	Utilities	15	-	-
ᐅ8gᐅ4bsJi 4 vmpc6g5	Contract Services	7,747	6,264	6,264
xroExò5 xro6hᐅ9l	Fees & Payments	56	8	8
xyq5 xroExò5	Other Expenses	-	-	-
vt9l Q5 xsM5tJᐅ5	Total Operations and Maintenance	53,450	46,060	46,347
vt9l Q5 xrgᐅᐅtk5	Total Capital	-	-	-
vt9l Q5 xroExp5	Total Expenditures	53,450	46,060	46,347

WoExc3i 6 xyu8i 4 r[Z3gw9l t4
DETAIL OF WORK PERFORMED ON BEHALF OF THIRD PARTIES

	2001-2002 rNs/5 xg6g4n5 Main Estimates (\$000)	2000-2001 x6r0x3ymJ5 x3i i b5 Revised Estimates (\$000)	2000-2001 rNs/5 x3i i b5 Main Estimates (\$000)
vt6h3ymJ5 wvJyxa?4g5 xqDbsymJ5 rNs/5 x8i xc3Nq5goEp4f5 vNbu rNs/3bt5y?4S5 kNK5 Z?m4fq8i 4 xsm5ypsd9l Q5 vm PSD9l Q9l vNbs2 Z?m4fq5b WoExE?4bq8i 4 wk8k5 x9Mk9l gCz Ji 4 sfi z : yKi 4nc5yx3i 6, kN6vtQ5yx3i 3u5 W?9oxT5yi 6: whmoEi 3u5 xsm5ypsi 6, xz 0/N3gk5 k6vD8NwoJi 4 x7m xq3Cu x8i xys3tc3i 3u5, vNbu N0pJK5 i e5tx?oEi 6, vNbu kNc6v3ymJ5 xz 0/N3gk5 wuxl 1u9l k6vD8NwoymJ5 wkon3bsi q8k5 x7m wo8i x6t5yi 6, x7m WoExaJ5 xsmbs?8i q8k5.	5,630	5,630	4,415
Stacked Contribution Agreement Funding Health Canada provides funding to the Nunavut Government to manage and administer the following Health Canada programs for Inuit and registered Indians: Brighter Futures, Building Healthy Communities: Mental Health Crisis Management, Solvent Abuse Program and Home Nursing, Canada Prenatal Nutrition Program, National Native Alcohol and Drug Abuse Program (NNADAP) Treatment and Training, and Program Management.			
N0pJ5 i e5yx?cd9l Q5 W?9ox0Jt4nq5b rNs/dtq5 vNbu N0pJ5 i e5yx?cd9l Q5 rNs/c3t5y0Jt0?4bq5 W/sJ8N3g5 W0x3t5y0Jtsd9l Q5 xbsyxgw8N3gt4 r9oc3tbsJ5.	75	75	75
Prenatal Nutrition Development Funds Time Limited Special Initiative for Canada Prenatal Nutrition Development Funds.			
vt9l Q5 WoE}=5t8kz J5 Total Department	5,705	5,705	4,490

x=5g3ymi q5 ðNs/5 xg6g4n5
DISTRIBUTION OF BUDGET

	xz J6jv3=4 Headquarters (\$000)	er3þl 4 Qikiqtaaluk (\$000)	r?9o6 Kivalliq (\$000)	et3us5 Kitikmeot (\$000)
w6vNw/6tk5 xrosyx5 Compensation and Benefits	7,413	19,661	10,558	5,277
gi syx5 x7ml wvÿyx5 Grants and Contributions	1,196	-	-	-
i sDc5bDþ5 x7ml wqCJþ5 Travel and Transportation	1,216	5,675	7,011	3,925
x[M[=oEJþ5 x7ml hN4fþ5 Materials and Supplies	454	1,939	1,080	420
i s=6bsJi 4 vmþcDþ5 Purchased Services	315	525	428	1,580
þ7m6dt k5 Utilities	-	-	38	110
ÿ8gþ6bsJi 4 vmþcDþ5 Contract Services	29,578	9,490	8,325	410
xroExþ5 xro6hþ9l Fees & Payments	148	-	131	240
xyq5 xroExò5 Other Expenses	1,981	-	-	40
vt9l 05 xsM5tJþ5 þesmt5tJþ9l Total Operations and Maintenance	42,301	37,290	27,571	12,002
vt9l 05 xrgÿtk5 Total Capital	1,000	1,515	795	890
vt9l 05 xroExooþk5 Total Expenditures	43,301	38,805	28,366	12,892



wfW[=oEp4f5



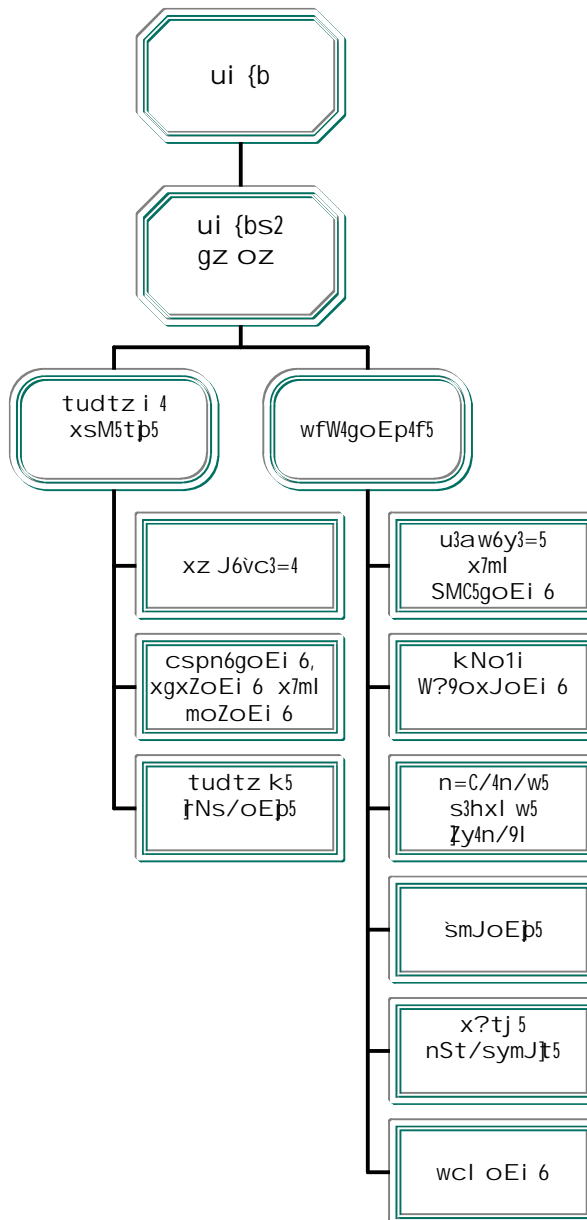
SUSTAINABLE
DEVELOPMENT

sMJ4 xrh4
ui {b

ygE8 gC7S3
ui {bs2 g[ox

Wb wt8kx6
ui {bs2 g[oxb wvJ3tz

rNs/oE0Jyqb NI Nw/3ymi q5

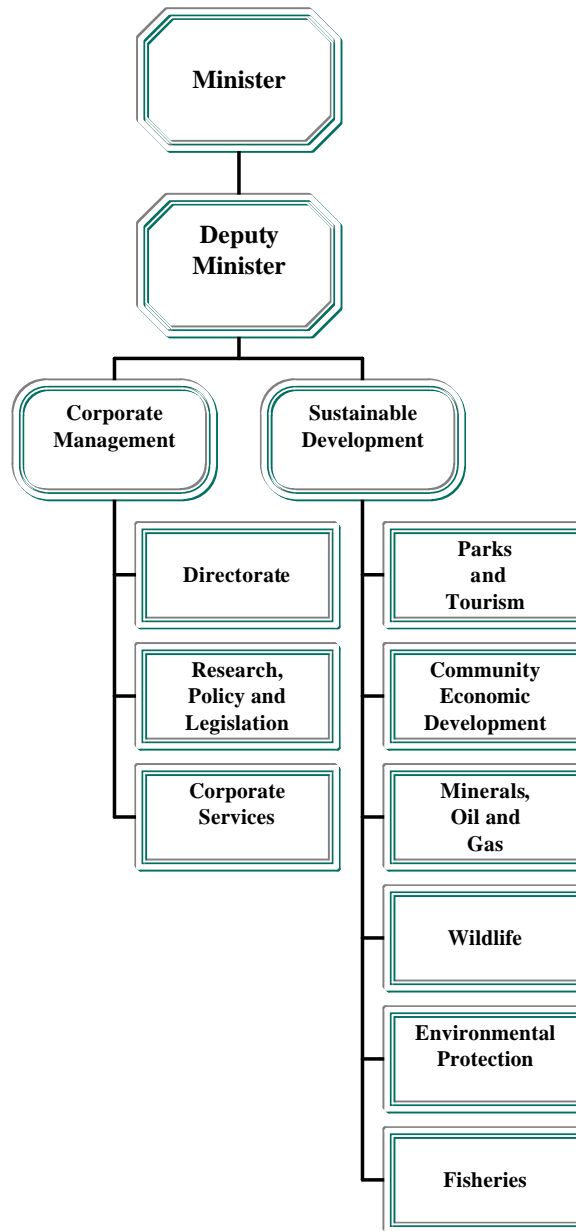


Olayuk Akesuk
Minister

Katharine Trumper
Deputy Minister

Peter Ittinuar
Assistant Deputy Minister

ACCOUNTING STRUCTURE CHART



W/4noxaymJ5

wfW[=oEp4f5 Wz hwoz Ji 4 woz c5bstJi 4 wl oc3m5 wKctQ5txD8Nd9l Q5 kNo1us5 kNKu.
wfW[=oEp4f5 WoExui 4 grox6t5tJh6 x4hDttQ/ui 4 WoE=dtuA5 vmps=Q/uA9l :

- xSM5tpsJ5 x?l 5t8i 4 x0pDq5gti 4 WD6gcs3i z i l Noj N6tZhx6LQ5 s0p6h5txc5b6LQ9l , Wsi 6X5 yMgi 6X5 xgxc5b6LQ5 wkw9l cspmi gcq5.
- yK9o6h6tQ/s9l t4 wl xE/si 6Xj 5 Jke4h6ymNhx9l Q5 kNo1us5 s4WE/q5 x4hDttQ/q5 kNub/w5 xg6bs5txD8n3i x3mb.
- WD6nw?9oxNhx3l t4 J8i xcq5gi 4 kNo1i 4 WoE=uta5 rsyNhx3l t4 wM3cbs1mb JNs/4nsti wKJbsc5b6gi l , x?l 5t8kl wo6fyk9l J8i xN6gcdNA kNo1i .

gCZ3n5

Jhai 6nsod9l Q5 woz JtQ/K5 WNhxctQ/5t8k5

- ◆ vJytbsl t4 kJ5 W?9oxT8Nhx6bK5 btQ9l Q5 WNhxctQ/5t8k5
- ◆ W?9oxT5tNhx9l b xf8i 6h6tsA8N6gi 4 Z?mt4fz Jk5 mfi z : kNo1k6bs?9oxJi 4 tA/s?9oxJi 4, NkoEJtk5 g4goEJtk9l X2NwJbsymJi 4 x7ml kNo1us5 xJD8] 6nDt4nq8i 4

X6rNhx9l b JNs/4nsbsA8N6g5 WD6X9oxJt4nq8i 4 ckgw8N3l Jha06X9oDbsA8N6gi 4

- ◆ rNs/4nsbsA8N6gi 4 WD6X9oxT5tNhx9l t4 x6ftQl Q5 vJytbsJt4nq5 JNs/4nsbsA8N6gk5 X3NwJbsymJ5 kNKu.
- ◆ vJytbsd9l Q5 kNKu w6vNw/6tDdt4nw5, kNKu N5t6ys6J5 mfxl wk1k5 w4W1N6g5 W?9osbsJ8N6g5 xqDttq5

WQx9MA8Nd9l Q5 xJq8i E/K5 cspmi E/K9l gnsM5tx3l b wh7u6tsA8N3i xC5b

- ◆ wvJ6nDt0s6bsd9l Q5 xANh4J5 yM5g4nsttA5 x4hDbsl t4 gC6g5 JmJoEJt5 mfi z g4gi 4, su1mi 4, NK3i 4, xMDi 4 c[=i 4 Ns4fgw8N6 yM5g4nDti 4 cspnDbsJhaJtA5 Wbc6g5.
- ◆ W?9oxT5tNhx3l b kJi 4 kNKu JmJoEJtk5 moZosDbsi x6gi 4.

wl x6yJ?9o6t5tNhx3l b WsyJ?9o6t5tNhx3l bl WoE=dt5t8i 4 vmQ/5t8i l

- ◆ bmwtAojh6 cspn6bsl t4 WoE}J5 x7ml kNo1i W?9oxT5tJtk5 xgxZE/sJ5 WoExE/sJ9l .
- ◆ kJi 4 yK7j x4n6bsJt4nq8i 4 Jke4hwl b bmgmi srs5t8i WoE=5t8i 4 cspn6bsMsD]5 mol Q5 wvJ6nDbsc5b6g5 kNKu xANh4tk5.

nS0pps9l b x?l Q/5t8i 4 kNi 4

- ◆ n6r5tl b si 4yi 4 yM3Jx6 s6fy?9oxi z k5 yMul hDJw/5gi 4 SJ6t5tJhk5 X3N3wJbsymJi 4 Jke4hwl b.
- ◆ W?9oxTbsl t4 kNo1usi 4 wonwJt5 mfi z kNj 5 x5b3N6gi 4 x4bl fcd]5 mfi z l kNu4 bwmz k5 hDJw/5gi 4 nN6ftcd]5.

MISSION

Sustainable Development is about three inter-related aspects of healthy community life in Nunavut. The Department directs its efforts through its programs and services to:

- Managing environmental conditions and biodiversity through a balanced effort of monitoring, good science and Inuit Qaujimagatugangit.
- Providing leadership to reconcile competing public values and purposes over resource use.
- Building healthy communities through programs that address the inter-relationship between the economy, the environment and the social health of communities.

GOALS

Strengthening our Relationships with our Partners

- ◆ Implementation of our newly developed Partnership Policy.
- ◆ Advancing such intergovernmental initiatives as: devolution, polar bear and caribou management plans and community capacity planning.

Fostering Economic Growth and Diversification by Building on our Strengths

- ◆ Economic sector development via the implementation of an Economic Opportunities Strategy for Nunavut.
- ◆ Implementation of the Nunavut Job Corps project, Nunavut Sealing Strategy and Inuit Impact Benefit Agreements.

Increasing our Capacity to Make Informed Wildlife/Resource Management Decisions

- ◆ Supporting our harvesters through scientific efforts geared to key species such as caribou, muskox, polar bears, wolves and wolverines where gaps in our science and knowledge exist.
- ◆ Development of a new Nunavut Wildlife Act.

Improving the Quality of our Programs and Services

- ◆ A comprehensive review of our business and community development policies and programs.
- ◆ New policy developments in response to the current year's review of programs in support of Nunavut harvesters.

Protecting Our Environment

- ◆ Release of a climate change and greenhouse gas emission strategy.
- ◆ Enhanced public education efforts in such areas as hazardous waste and persistent organic pollutants.

x=4g6ymi q5 xroExb5
DETAIL OF EXPENDITURES

		2001-2002 †Ns/5 xg6g4n5 Main Estimates (\$000)	2000-2001 x6rQx3ymJ5 x3i i b5 Revised Estimates (\$000)	2000-2001 †Ns/5 x3i i b5 Main Estimates (\$000)
rhj 7mz 5	DESCRIPTION			
w6vNw/6tk5 xrosyx5	Compensation and Benefits	11,429	10,449	10,803
gi syx5 x7ml wvJyx5	Grants and Contributions	13,714	13,904	13,168
i sDc5bD†5 wqCJ†9I	Travel and Transportation	2,009	2,074	2,043
x9M)=oE0J†5 hN4fb9I	Materials and Supplies	968	857	1,055
i s=6bsJi 4 vmpcD†5	Purchased Services	650	749	853
‡7m6ftcD†5	Utilities	10	48	48
v8gC4bsJi 4 vmpcD†5	Contract Services	2,313	2,483	2,744
xroExb5 xro6h†9I	Fees & Payments	240	201	204
xyq5 xroExo5	Other Expenses	199	206	217
vt9I Q5 xSM5tJ†5	Total Operations and Maintenance	31,532	30,971	31,135
vt9I Q5 xrgJtk5	Total Capital	2,800	3,130	2,700
vt9I Q5 xroExb5	Total Expenditures	34,332	34,101	33,835

tudtxi 4 xSM5tp5

tudtxi 4 xSM5tp5 sfxaJ5 xz J6v4f=xi 4 xSM5tp5, WoExk5 yK7j x4n6bs0xo1i 4 tudtQ/q8k9l vmp5. xSM5tp5 vmpls1mb bmw8i 4 xSM5tps9l t4 grox6t5tps9l t4 b?i Z?mt4fz Ji . WoE=xi yK7j x4n6bs0xo1i 4 vmp5 cspn6tc6g5 ckw5gi 4 yK7j x4n6bs0xo1i 4 whmos6ti 4 moZos6til. tudtzio vmp5 fNs/oEpcs6g5 xSM5tps9l t[l , w6vNw/6toEps9l t[l x7mo wonwps9l t4 fNs/oEJti 4 fN/oEp3Jx5 wvJ6n6t5_wonwtp5.

CORPORATE MANAGEMENT

The Corporate Management branch consists of the Directorate, Policy and Corporate Services divisions. The Directorate is responsible for the overall management and direction of the department. Policy is responsible for undertaking research that will lead to policy and legislative reform in the department. Corporate Services is responsible for financial management and administration, staff development and the delivery of financial/controllership support/training services.

		2001-2002 fNs/5 xg6g4n5 Main Estimates (\$000)	2000-2001 x6r0x3ymJ5 x3fi i b5 Revised Estimates (\$000)	2000-2001 fNs/5 x3fi i b5 Main Estimates (\$000)
rhj 7mz 5	DESCRIPTION			
w6vNw/6tk5 xrosyx5	Compensation and Benefits	2,432	2,191	2,206
gi syx5 x7ml wvlyx5	Grants and Contributions	-	-	-
i sDc5bD]5 wqCJ]9l	Travel and Transportation	268	299	299
x9M)=oE0Jt5 hN4fb9l	Materials and Supplies	75	132	132
i s=6bsJi 4 vmpcD]5	Purchased Services	114	208	326
37m6ftcD]5	Utilities	-	19	19
v8gC4bsJi 4 vmpcD]5	Contract Services	370	307	317
xroExb5 xro6h]9l	Fees & Payments	28	34	37
xyq5 xroExo5	Other Expenses	9	11	11
vt9l Q5 xSM5tJ]t5	Total Operations and Maintenance	3,296	3,201	3,347
vt9l Q5 xrgj]tk5	Total Capital	-	-	-
vt9l Q5 xroExb5	Total Expenditures	3,296	3,201	3,347

vJy5txD8N6gi 4 W?9ox5t5tp5

vJy5txD8N6gi 4 W?9ox5t5tp5 ^_k5 WoE=k5 x[M[=c3=s1mb. u8aw6y=oEp4f5 SMC6goEp4f9I
vmpsc5b6g5 wvJ6n6ts9I t4 u8aw6y=oEJtk5 i sD6v5b4goEpk9I SM/C6goEpk9I
moZE/sJi 4. kNo1i jNs/4nsbsA8N6gi 4 W?9ox5t5tp5 vmps1uJ5 wvJ6nDti 4 kNo1usk5,
N1ui 6 WNhxZc6gk5 i s=x4nosjk9I W?9ox5t5tp5 kNub/i l W?9ox5t5tp5
n=C/4noEJti 4, s3hxl 1i xDti 4 Iy4n/8i 4 cspmpcs6Lt4 vmps1uJ5 xgx6LA \$mJoEJt5
moZi . x?l 5t8i 4 nS0pymj5 vmpsJ5 wvJ6n6ts9I t4 xgx6LA x?l 5t8i 4 nS0pymj5 moZ.
wcl 8i x6toEp4f5 wvJ6n6ts1uJ5 vJy5txD8Nd9I Q5 wcl 8i x6toEJt5.

SUSTAINABLE DEVELOPMENT

The Sustainable Development Branch houses six divisions. Parks and Tourism delivers programs in support of the Parks, Travel & Tourism Acts. Community Economic Development delivers programs in support of community, business and trade development. The Minerals, Oil, and Gas Division delivers programs in support of mining industry development. The Wildlife Division delivers programs and technical services under the Wildlife Act. Environmental Protection delivers programs in support of the Environment Protection Act. Programs under the Fisheries Division support the development of a sustainable fishery.

		2001-2002 jNs/5 xg6g4n5 Main Estimates (\$000)	2000-2001 x6rQx3ymJ5 x3i i b5 Revised Estimates (\$000)	2000-2001 jNs/5 x3i i b5 Main Estimates (\$000)
rhj 7mz 5	DESCRIPTION			
w6vNw/6tk5 xrosyx5	Compensation and Benefits	8,997	8,258	8,597
gi syx5 x7ml wvJyx5	Grants and Contributions	13,714	13,904	13,168
i sDc5bDj5 wqCJt9I	Travel and Transportation	1,741	1,775	1,744
x9M)=oE0Jt5 hN4fb9I	Materials and Supplies	893	725	923
i s=6bsJi 4 vmPCDj5	Purchased Services	536	541	527
\$7m6ftcDj5	Utilities	10	29	29
v8gC4bsJi 4 vmPCDj5	Contract Services	1,943	2,176	2,427
xroExp5 xro6h9I	Fees & Payments	212	167	167
xyq5 xroExo5	Other Expenses	190	195	206
vt9I Q5 xsM5tJt5	Total Operations and Maintenance	28,236	27,770	27,788
vt9I Q5 xrgJtk5	Total Capital	2,800	3,130	2,700
vt9I Q5 xroExp5	Total Expenditures	31,036	30,900	30,488

vJy5txD8N6gi 4 W?9ox5t5t5
SUSTAINABLE DEVELOPMENT

	2001-2002	2000-2001	2000-2001
gi syx5 x7ml wvJyx5	†Ns/5	x6r0x3ymJ5	†Ns/5
Grants and Contributions	xg6g4n5 Main Estimates (\$000)	x3†i i b5 Revised Estimates (\$000)	x3†i i b5 Main Estimates (\$000)

gi /sJ5 **Grants**

gi /sJ5 N1ui c6gk5

†Ns/w5 gi /s†h5 xr†JbsA8N3i x3mb WQx6t5tAmJK5
s)?] 8] 5 †esmt5tJt4nk5 N1ui 6 WNhxC6gk5
kNKu. †sk3i z R%))) g† i H
WJ8N3g5 N1ui c6g5 mfxaJ5 †Ns/4n3i c6g5 R%)),))
g† i] s=x4nui 5, ttCs/6†5 nNax6t9] 8] 5
†Ns/4nstc6g5 nNsZt4 i s=x4nE9I i J4, s)?] 8] 5
Mwnc6g5 WJ8Nstc6g9] 8] 5 ††k†t09I A xaNh4†5
i s=x4nc†h5 xaNh4b=i 3ui 4.

330 305 330

Grants to Small Businesses

Grants to offset costs associated with establishing or maintaining a business in Nunavut. (amount less than \$5,000).

Eligible businesses include those with less than \$500,000 in gross sales, artists or craftpersons who make all or part of their income through the sale of products they produce, or licensed or otherwise authorized renewable resource harvesters who earn all or part of their income from the sale of products they harvest.

s/C1i x6†5 wvJyx3X1i z

gi /s†h5 †Ns/w5 kNK5usbk5 tAux6tk5 xJq5gk5
s/C1i x3i †j5 WJ8Nsti 4 †Ns/tA5 wvJ6bs/Exo1k5
s/C1i xD8Nd9I Q5.] b8N WoExE/sJ6 k4t6bsJ6
wvJyxc5b† 6gk5 xgx3l Q5 xq6bsymJ5 mo4bs0x†5.

- 250 150

Prospectors' Assistance Program

Grants to Nunavut residents holding a valid prospecting license who require financial assistance to carry out prospecting activities. This program has been re-directed to a contribution program in compliance with the approved policy.

vJy5txD8N6gi 4 W?9oxt5tϕ5
SUSTAINABLE DEVELOPMENT

	2001-2002	2000-2001	2000-2001
	†Ns/5	x6r0x3ymJ5	†Ns/5
	xg6g4n5	x3i i b5	x3i i b5
	Main	Revised	Main
	Estimates	Estimates	Estimates
	(\$000)	(\$000)	(\$000)
gi syx5 x7ml wvJyx5 Grants and Contributions			
u6fϕ5 xrq8k5 WoExaJ6 gi /sϕ5 †Ns/w5 xro6bsq8ND8N3i t4 ur8i 6Xz i 4 xrQ/z i 4 Nox1kgw8N3k5 u6fo1k5. Wkw5 kNK5usbs/Exϕ5 x7ml xg6gu4 kNK5u xaNhA8Nstc3i t4 s}?! 8] 5 urQxD8Nstc3i t4.	120	120	120
Fur Price Program Grants to harvesters in the form of a guaranteed minimum price for selected species of fur. Individuals must be residents of Nunavut and hold a valid Nunavut			
wϕ/6hwq9i i urQxc3i 3j 5 W?9oxi z †Ns/w5 gi /s?4g5 n6rt5tJK5 nN9i t4 wϕ/6hwq9i t4 urQxE/sJ8N3gi 4. Wkw5 kNK5usbs/Exϕ5 n6rt5tymJ5 xg6bsMs6ymq5gu4 N7mQ/sJu4 wϕ/6hwq9i i urQxE/sJ8N3gu4, s}?! 8] 5 WsyQx6t5tymJK5 urQxE/sJ8N3gu4 wϕ/6hwq2X9oDbsJ8N3gi 4.	5	5	5
Humane Trap Development Grants to inventors working on the development of humane trapping devices. Individuals must be residents of Nunavut who have developed a prototype of an acceptable humane trapping device, or have developed improvements to trapping devices to make them more humane.			
yM5g4nsti 4 cspn6tsi 3u4 wonDϕ5 †Ns/5 W/sJ8N6g5 wonE/sd9i Q5 Wsi 6XaJ5 rhgw8N3i 4 cspn3i sJ5 d5t1i o1i !)_u x7ml !@_u. wo8i x6ϕ5 vJq6n6bsd9i Q5 w4WQ/s4v8i d9i Q5 d5t1i 6ni rhgw8N3k5 cspn3i 3j 5 wo8i x6bs?4g5.	20	20	20
Science Scholarships & Bursaries To recognize excellence in science at the grade 10 and grade 12 levels. To motivate students and raise the profile of high school science programs.			
Wv7m1i 3j 5 st3=si 6 †Ns/w5 xgw8NsK5 xaNh4tk5 x7ml urQx3i x6tk5 ra}=6bsd9i Q5 Wdt5 xysi f5 yMj 5 Wv7m1i sJj 5.	15	15	15
Disaster Compensation Grants are available to hunters and trappers to replace equipment lost as a result of natural disaster.			
kNK5 Z?mz i 2001-2002 †Ns/5 xg6g4n5			

vJy5txD8N6gi 4 W?9ox5t5t5 SUSTAINABLE DEVELOPMENT

	2001-2002 †Ns/5 xg6g4n5 Main Estimates (\$000)	2000-2001 x6r0x3ymJ5 x3†i i b5 Revised Estimates (\$000)	2000-2001 †Ns/5 x3†i i b5 Main Estimates (\$000)
gi syx5 x7ml wv†y5 Grants and Contributions			
<hr/>			
wv†y5 _ WoEct†i sJ5 Contributions - Partnerships srs6b6gu †vm6ftc†tk5 vg0pct†4g5 wvJ6bs†5 srs6b6gu wfm6ftk5 vg0/s9l t4 kNo1i wonwJ†5 wfm6fti 4 xg5txExc3i †j 5 kNKu.	60	85	60
Arctic Energy Alliance Contribution to the Arctic Energy Alliance for public education in energy management in Nunavut.			
<hr/>			
vNbu wfm6ftk5 cspn3=4 wv†bsJ5 vNbu wfm6ftk5 cspn3i †j 5 vg0pct†1i 4f5 wfm6ftc†ti 4 cspn†bs†hk5. kNK5 Z?mq5 wMQ/sJ5 xbsysq5gi Z?mi †N/c6t5tJK5 †5huz tusJu4.	-	-	25
Canadian Energy Research Institute Contribution to Canadian Energy Research Institute for co-operative energy research. The Government of Nunavut is one of several governments sponsoring this organization.			
<hr/>			
xaNh4†5 ur0x3i x6†9l vg0pct†q 5 wv†bsJ5 Xw2†oEi †j 5 wvJ6hw0Jbsd9l 05 xaNh4†5 ur0x3i x6†9l vtmpq8k5 xgw8Nst5t†hk5 x0pq8i 4 Wp5tC3i sJi 4.	317	316	302
Hunters and Trappers Organizations (HTO) Contribution to the Nunavut Wildlife Management Board to support Nunavut's HTO core funding requirements.			
<hr/>			
x=4g6ymJi †mJoEi †j 5 vtmpq 5 wv†bsJ5 Xw2†oEi †j 5 wvJ6hw0Jbsd9l 05 x=4g6ymJi †mJoEpsJK5 xsM5tps?4gk5 Wp5tC3i sJi 4 r[Z6gw9l t4 xaNh4†5 ur0x3i x6†9l vg0pct†q8i 4.	223	223	223
Regional Wildlife Boards (RWB) Contributions to the Nunavut Wildlife Management Board to support Nunavut's RWB core funding requirements.			

vJy5txD8N6gi 4 W?9ox5t5t5 SUSTAINABLE DEVELOPMENT

	2001-2002 †Ns/5 xg6g4n5 Main Estimates (\$000)	2000-2001 x6r0x3ymJ5 x3i i b5 Revised Estimates (\$000)	2000-2001 †Ns/5 x3i i b5 Main Estimates (\$000)
<p>gi syx5 x7ml wvJyx5</p> <p>Grants and Contributions</p>			
<p>xuoE}=4</p> <p>wvJbsJ5 xuoE}=1j 5 wvJbsd9l 05 WoExuA5 mi mt5tt9l 05 xj5 i s30bs?1i q8k5.</p>	10	15	15
<p>Fur Institute</p> <p>Contribution made to the Institute to support its effort in the promotion of the fur industry.</p>			
<p>kNKu kNaxos6}t5 x[M[=x kNK5 Z?mz †Ns/tA5 wvJ6nc5b3uJ5 x[M[=z k5 vNbu kNaxos6t4f5, wkoEpgc4f5, kNK5 Z?mtz l x7ml kNK5 g8z =4f5 kNKu kNaxos6ti 4 Wbcso6X9oxi x3mb.</p>	450	450	450
<p>Nunavut Geoscience Office</p> <p>Government of Nunavut's contribution to a joint office between Geological Survey of Canada, Department of Indian Affairs & Northern Development, Government of Nunavut and Nunavut Tunngavik Inc. to build geoscience capacity in Nunavut.</p>			
<p>Wko_cmi 3Jx6 kNusbw5 g4gw5 xSMbsi q8k5 vtm5 kNK5 Z?mqb wvJtq5 xSM5tpsct01i 3j 5 vtmpq8k5 Wko x7ml cmi 3Jx6 g4gq8k5 xf8i x] 5gk5 mi jXs2 x7ml n(j5gKx8 x7ml kN5tx2.</p>	14	14	14
<p>Beverly - Qamanirjuaq Barren Ground Caribou Management Board</p> <p>Government of Nunavut's contribution to the co-management Board for the Beverly and Qamanirjuaq caribou herd between Manitoba, Saskatchewan and the Northwest Territories.</p>			
<p>b}?8z vst0 N] 7mz 5 cspnst5 kNK5 Z?mqb wvJtq5 vNbojnu N] 7mz 5 cspnstj 5 b7m6ymq4vl x3mz 5 Wp5y3i E/sJ6 Z?mgc4f8i 5 x7ml xyq8i 5 x=4g6ymJi 5 x7ml x[A6g6ymJi 5</p>	12	12	12
<p>Real-Time Global Positioning System (GPS)</p> <p>Government of Nunavut's contribution to a national global positioning correction service between the Federal Government and the other provinces and territories.</p>			

vJy5txD8N6gi 4 W?9ox5t5t5
SUSTAINABLE DEVELOPMENT

	2001-2002 In/\$ xg6g4n5 Main Estimates (\$000)	2000-2001 x6r0x3ymJ5 x3i i b5 Revised Estimates (\$000)	2000-2001 In/\$ x3i i b5 Main Estimates (\$000)
<p>gi syx5 x7ml wvJyx5 Grants and Contributions</p> <p>wvJyx5 - WoEctD4gk5 vJyJ6 Contributions - Partnerships cont'd. s/C8i x6t5 wvJ6bsJtq5 s/C8i x6t5 wvJ6bsJtq5 kNKu Wbc3uJ5 NI Nw4fbc6gk5 s/C8i x6tk5 Mwnc6gk5 In/\$tA5 wvJyxD8N3i x3mb s/C8i x6t9l Q5.</p>	150	-	-
<p>Prospectors' Assistance Program Contributions to Nunavut residents holding a valid prospecting license who requires financial assistance to carry out prospecting activities.</p>			
<p>kNK5u SMC5goEi 3j5 In/\$c6tbsi z wvJyx5 gi /sJ5 WoExaJ6_rNs/c6tbsi z k5 kNK5u SMX5goEi 3j5 vg0pctDq8i vJyt5t?4gk5 WoE=sJ2 WoExq8i 4 wMc3Lt4 i s=x4nc3i 3u4, gnsmt5ti 3j5 Wp5tC3i sJi 4, i s=x4nw5 nN/si q8k5 x7ml mi nwi 3j5.</p>	1,364	1,255	1,185
<p>Nunavut Tourism Core Funding Contribution made to core program funding for Nunavut's tourism industry association which delivers the Department's programs including marketing, information services, product development and promotion.</p>			
<p>kNosJ5 yKi 4nq5 wvJbsJ5 N1ui 6 WNhxZc6gk5 x=4g6ymJi tusJk5 xg6gxD8Nd9l Q5 R&%,))) xbi ur5gk5 N1ui 6 WNhxZc6gk5</p>	700	964	879
<p>Community Futures Contribution to not-for-profit regional organizations to provide loans under \$75,000 to small businesses.</p>			
<p>xyui 4 r[Z6g6Lt4 WoExE/q5 wvJyxaJ5 xyui 4 r[Z6g6Lt4 WoEJk5 wk0/s9l t4 xyuk5 WoExc6g5 wMost/s1uJ5 kNo1i WQx6tbsA8N6gi WoE=l srs6 @))!_@))@_u.</p>	-	200	200
<p>Third Party Program Delivery Contribution to a third party to deliver community-based programs. This program has been incorporated into the Community Initiatives Program for 2001-2002.</p>			

vJy5txD8N6gi 4 W?9ox5t5tp5
SUSTAINABLE DEVELOPMENT

	2001-2002 fNs/5 xg6g4n5 Main Estimates (\$000)	2000-2001 x6r0x3ymJ5 x3fi i b5 Revised Estimates (\$000)	2000-2001 fNs/5 x3fi i b5 Main Estimates (\$000)
<p>gi syx5 x7ml wvJyx5 Grants and Contributions</p>			
<p>kNK5u x[Z1j 5 nNsZw5 u6hZw9l wvJbsJ5 fNs/c6tbsi z k5 kNK5u x[Z1j 5 u6hZ3k5 x7ml nNsZ3k5 vg0pctQq8k5, vg0pctQaJ5 nNps9l t4 Wp5tC6X4g5 nN8ax6tk5Fu6h6tk5 kNK5u.</p>	150	100	100
<p>Nunavut Arts & Crafts Association (NACA) Contribution made to core funding of NACA, an association of arts & crafts producers which delivers services to artists in Nunavut.</p>			
<p>vNbu vg0/s9l i fmJoEp4f5 x[M]=x: gi /sc5b6g5 i 3Jtk5 k8i xE/sJ8N6gi 4 cspn6t5 vmpq5, scsJwtp9l gnsmt5tp9l k8i xE/sJcofz 5_cspn6bsc5bExo1i 4.</p>	10	10	-
<p>Canadian Cooperative Wildlife Centre Contribution for diagnosis of tissue samples, advice and updates on disease issues/research.</p>			
<p>ez s] c5b6g5 g4gw5 xsM5tpq5 vtm5 vg0/s9l i vmQ/sJ6 xqDtosDbsym9l i kNyxus5 wkoEpgc4f9l Z?mz i usk5 W?9ox5t5tps9l t4 X3NwJti 4 kNKu xqi 6XaJK5 g4gw5 wqC5b3=Q/z k5 rz s3] 6btk5.</p>	35	-	-
<p>Bathurst Caribou Management Plan A co-management agreement with GNWT and DIAND to develop a management plan for one of Nunavut's largest caribou herds.</p>			
<p>kNK5u cçvg0pctQz 5 kNo1i W?9ox5t5tp5 wvJ6nD5 xsMbsJtq8k5 xg3i c6g5 wonwJ5 kNo1i fNs/4nsbsJ8N6gi 4 W?9ox5t5tp4f5.</p>	80	62	62
<p>Nunavut Economic Developers Association Development Officers Contribution to assist in the co-ordination of relevant training and education programs for Community Economic Development Officers.</p>			

vJy5txD8N6gi 4 W?9ox5t5t5
 SUSTAINABLE DEVELOPMENT

	2001-2002	2000-2001	2000-2001
	†Ns/5	x6r0x3ymJ5	†Ns/5
	xg6g4n5	x3i i b5	x3i i b5
	Main	Revised	Main
	Estimates	Estimates	Estimates
	(\$000)	(\$000)	(\$000)
gi syx5 x7ml wvJyx5 Grants and Contributions			
kNo1i †Ns/4nsti 4 W?9ox5t5t5 wvJbsc5b6g5 BxmMk5 wvJbsJ5 †x7M5k5 w6vNw/6t5d9l 05 kNo1i W?9oxJoEpi 4.	1,963	1,963	1,680
Community Economic Development Officers Contribution to Hamlets Contribution to Hamlets to hire Community Economic Development Officers.			
xbsyx6Lt4 wvJyx6g5 wvJyx6tbsJ5 xbsyx6Lt4 x0p0q5g5 tudt0/sJ5 bmgmi gx6 ryxi srs6 @)))_@))!_u.	-	363	-
One-Time Contributions Contributions to various organizations on a one-time only basis for 2000-2001.			
vt9l 05 gi syx5 WoEct04gk5 Total Contributions- Partnerships	5,538	6,032	5,207

vJy5txD8N6gi 4 W?9ox5t5t5
SUSTAINABLE DEVELOPMENT

	2001-2002 Main Estimates (\$000)	2000-2001 Revised Estimates (\$000)	2000-2001 Main Estimates (\$000)
gi syx5 x7ml wvJyx5 Grants and Contributions			
Contributions - Sector Development			
N1ui c6g5 W?9ox5t5t5 Jt5 N1ui c6g5 W?9ox5t5t5 Jt5 wvJ6bs?4g5 kNKu N1ui 6 WNhxZc6g5 WD6X9oxJ8N3i x3mb, WI xax6gu W?9oxymq8i 6ni kNosctQ=sJi ur8i 6ni I kNo1i . jvJ6bsA8N6g5 N1ui c6g5 X3NwNhx6t9I Q5, nNJtq8k9I , i s=x4ncstk5 wonDtq8k9I (6R%)) sz p5k5H.	859	859	859
Business Development Fund Contributions to Nunavut businesses to encourage growth and expansion, with an emphasis on less developed regions and communities. Funding is available to assist businesses through planning, construction, marketing and training (more than \$5000).			
kNosJK5 WQx6tbsJK5 WoExaJ5 wvJbs?4g5 WQx6tbsJK5 nN0Jbs?4g5 kNo1i s}?I 8] 5 x=4g6ymJi W?9oxJoEi 3j 5 xg6bsJmJi 4, NI Nw3X[I Q5 WD6X9oxi 3j 5 h4vwl bsJ5, x7ml x/s3l t4 jNs/oxChx3i 3u4 vb4ymq5gu4. p8N WoExaJ6 k6r4bsymJ6 WoEctc3i 4f5 xg3l t4 xyq8i kNosJi W?9oxJoEi 3j 5 WoExaJi 4 Wbcd9I A vb4ymq5gu4 jNs/osChx3i sJu4 x=4g6ymJi x7ml kNosJi .	2,715	2,540	2,690
Community Initiatives Program Contributions for initiatives that build on local or regional economic development strategies, address impediments to economic growth, and promote the development of a stable, diversified economy. This program is designed to work in partnership with other community development programs to build a stable economic base at the regional and community level.			
kNosJi xy?6tk5 wvJyxk5 WoExaJ6 wvJyxa?4g5 kNosJi jmJoEi 3j 5 vtmpCMk5 W0Jt09I A xaNhA8Nst5 wvJ6bsd9I Q5 i 3Jt8Nhx3t9I Q5 sk6y4v8i D8N3gi 4. jNs/w5 xgw8NsK5 x=4g6ymJi jmJoEi 3j 5 vtmpq8i 5.	251	251	251
Community Harvester Assistance Program Contributions to the Regional Wildlife Boards in support of Outpost Camps and Gas Subsidies.			

vJy5txD8N6gi 4 W?9ox5t5t5
SUSTAINABLE DEVELOPMENT

	2001-2002 †Ns/5 xg6g4n5 Main Estimates (\$000)	2000-2001 x6r0x3ymJ5 x3i i b5 Revised Estimates (\$000)	2000-2001 †Ns/5 x3i i b5 Main Estimates (\$000)
gi syx5 x7ml wvJyx5 Grants and Contributions			
wcl 1i 4 i s=x4ncChx3i 3j 5 WoExaJ6 wvJyxa?4g5 wvJ6g6bsd9l A W?9oxi E/z wcl 1i 4 i s=x4ncChx3i sJ2 xr4OQx6t5t9l t4 xrgJi 4 cz 5bstq8i 4 x7ml \$6v6bsi q8k5. †Ns/w5 gi /s?4g5 †Ns/osChx6tk5 wcl Zh4tk5 srs6b6gusbsJk5 WJ8Nst56ymt9l Q5 wm3usboEp4f8i 5 i s=x4ncf9l Q5 wcl 1i 4.			
Commercial Fisheries Program Contributions to support development of commercial fisheries by offsetting high freight or production costs. Funds are given to commercial fishermen who are northern residents and are licensed by the Department of Fisheries and Oceans to harvest fish for sale.	230	226	240
kNosJi 5 xsMbsJ5 xaNh1i sJ5 wvJyxaJ5 xg6bsi x3l t4 cz 5bst5 xrg8k5 xsMbsJk5 xaNh1i sJk5 kNosJk5 WJ8N3gk5.			
Community Organized Hunts Contributions to assist with transportation cost of organized hunts for eligible communities.	45	45	45
vt9l Q5 wvJyx5 _ N1ui c6gi l W?9ox5t5t5			
Total Contributions - Sector Development	4,100	3,921	4,085

vJy5txD8N6gi 4 W?9oxt5tþ5
SUSTAINABLE DEVELOPMENT

	2001-2002 þNs/5 xg6g4n5 Main Estimates (\$000)	2000-2001 x6r0x3ymJ5 x3þi i b5 Revised Estimates (\$000)	2000-2001 þNs/5 x3þi i b5 Main Estimates (\$000)
gi syx5 x7ml wvþyx5 Grants and Contributions			
Contributions - Corporations			
KNKu W?9oxt5tþ5 tudtx wvþyx5 wvJ6gwd9l Q5 kNosJi þNs/osChx3=sJK5 w6vNwþyi 4 n6r5tJmJK5, þNs/osChx3i 3i 4 x0pþq5gi 4 x7ml Nq x3Nq 5g4f5 x7ml W?9oxi q tA5 þNs/osChx3i 3j5 W=4nsJi 4 bwmwq2X5 N1ui dtþ5 mi n6bsJ8NC/q7mb.	3,215	2,865	2,865
Nunavut Development Corporation Contributions to support community-based businesses with a commitment to employment creation, economic diversification and stability and the development of economic opportunities which otherwise would not attract private investment.			
KNKu N1ui c6gk5 þNs/4fþ5 fxSþenz wvþbs?4g5 xsm5tJtk5 þet5tJtk9l N1ui 6 WNhxZc6g5 þNs/4f=z k5.	371	371	371
Nunavut Business Credit Corporation A contribution to provide Operations and Maintenance funding to the Business Credit Corporation.			
vt9l Q5 wvþyx5_fxSþenk5 Total Contributions - Corporations	3,586	3,236	3,236
vt9l Q5 wvþbs?4g5 Total Contributions	13,224	13,189	12,528
vt9l Q5 gi syx5 wvþyx9l Total Grants and Contributions	13,714	13,904	13,168

u6fo1i 4 mu3i 4 i s=6bst5tp5 fNs/5 vw?9M4bJ5

b4fx fNs/c6t5tpsJ5 WoE=q5 mgwz A8N3i x2mb i s=6tsc5b6g5 mu3i 4
i s=3=[Jx] 6bsMsq8i q8i yKi z i xro6bsA8N3i x3mb xaNh4f5. kNKu xaNh4f5 yKi z i
mudtqb xr9l xq8i 4 fNs/i 4 gi /sJ8Nc5bha1mb c9l Nk5 i s=3=[Jx]k6bsMsq8i q8i .

FUR MARKETING SERVICE REVOLVING FUND

To provide working capital for the operation of a fur advance system. Nunavut harvesters receive interest free advances on fur sent to southern auction houses.

		2001-2002 fNs/5 xg6g4n5 Main Estimates (\$000)	2000-2001 x6rQx3ymJ5 x3i i b5 Revised Estimates (\$000)
xq6bsymJ6 who=x	Authorized Limit	900	900
xsMbsJtq8k5 n6rtbsJ5	Operating Results		
mgw6t9l A fNs/5 W/sJ4nsMs6g5	Opening Accounts Receivable	332	332
yKi z i gi /sJ=] 5 urQx8i x6tk5	Advances to Trappers	350	350
NI Nw/sf5 yKi z i xro6bsJ=i 3k5	Receipts of Fur Account Loans	(350)	(350)
who=xi fNs/5 kro6bsJ4nsMs6g5	Closing Accounts Receivable	332	332

WoEx3v3i 3l xyu8i 4 r[Z3gw9l t4
DETAIL OF WORK PERFORMED ON BEHALF OF THIRD PARTIES

	2001-2002 †Ns/5 xg6g4n5 Main Estimates (\$000)	2000-2001 x6rQx3ymJ5 x3i i b5 Revised Estimates (\$000)	2000-2001 †Ns/5 x3i i b5 Main Estimates (\$000)
kNK5u §mJoEp3Jx4f5 vtmpq 5 kNK5u §mJoEp3Jx4f5 vtmpq5 n6rbsymJ6 vtmpc3l t4 t4fx6bsymJi 4 Z?mgc4f8i 5 x7ml x[A6g6ymJi Z?mw5 WoEpq8i 5, kNK5 g8z =4f5 tuz 8i 5, x7ml x=4g6ymJi §mJoEi 3j 5 tu0/q8i 5, bsg4bs9l i "W9l xbsJ5 xSM5tpsJ5 §mJw5 xSMbsi q8k5 kNK5u". Z?m4f5, 6x6ftc3Lt4 wfW4goEp4f8i 4# ho xg6bsZJMaJ5 cspn6gc6t9l A i 3Jtu4 Wl x3gu4 Nk3i 4, g4gi 4 x7ml su1m1i 4.	200	426	426
Nunavut Wildlife Management Board The Nunavut Wildlife Management Board (NWMB) made up of members appointed by federal and territorial government agencies, Nunavut Tunngavik Inc., and Regional Wildlife Organizations, is deemed to be the "primary instrument of wildlife management in Nunavut". The Government (through the Department of Sustainable Development) remains the primary agency for conducting wildlife research and inventory work, particularly for polar bears, caribou and musk oxen.			
vNbu_kNKul N1ui c6gi 4 WNhxZc6gi 4 vmþ5 srsk5 ybmk5 xqDtosDbsymJ6 WQx6tbsJt4n vNbu_kNKul N1ui 6 WNhxZc3=sJi 4 vmps=sMz J6 kNKu.	92	92	-
Canada-Nunavut Business Service Centre A four-year agreement to establish a Canada-Nunavut Business Service Centre Network within Nunavut.			
yM xy0p6X9oxi z k5 vm0Jt4nw5 m301k5 srsk5 WoEJt4n5 †Ns/5 xy0p6bsJ5 W?9oxT5tJbsMz J5 yKi Ei x6b5t8k5 X3NwJti 4 Iyi 4 xgl x/w4fti 4 yMj 5 s6fy?9oxJbs/7mb kNKu.	60	-	-
Climate Change Action Fund A two-year agreement to develop a strategy to control greenhouse gas emissions in Nunavut.			
vt9l Q5 WoE=1j 5 Total Department	352	518	426

x=5g3ymi q5 ñNs/5 xg6g4n5
DISTRIBUTION OF BUDGET

	xz J6yv3=4 Headquarters (\$000)	er3pl 4 Qikiqtaaluk (\$000)	r?9o6 Kivalliq (\$000)	et3us5 Kitikmeot (\$000)
w6vNw/6tk5 xrosyx5 Compensation and Benefits	7,859	633	1,467	1,470
gi syx5 x7ml wvJyx5 Grants and Contributions	7,567	2,855	2,090	1,202
i sDc5bD]t5 wqCJ]t9l Travel and Transportation	1,426	131	244	208
x9M}=oE0J]t5 hN4fb9l Materials and Supplies	819	18	82	49
i s]6bsJi 4 vmpcD]t5 Purchased Services	527	18	54	51
§7m6ftcD]t5 Utilities	10	-	-	-
y8g]4bsJi 4 vmpcD]t5 Contract Services	1,918	41	195	159
xroExp5 xro6h]h9l Fees & Payments	177	19	20	24
xyq5 xroExò5 Other Expenses	136	27	13	23
vt9l Q5 xSM5tJ]t5]kesmt5tJ]t9l Total Operations and Maintenance	20,439	3,742	4,165	3,186
vt9l Q5 xrgJ]tk5 Total Capital	1,330	755	405	310
vt9l Q5 xroExpò]h5 Total Expenditures	21,769	4,497	4,570	3,496

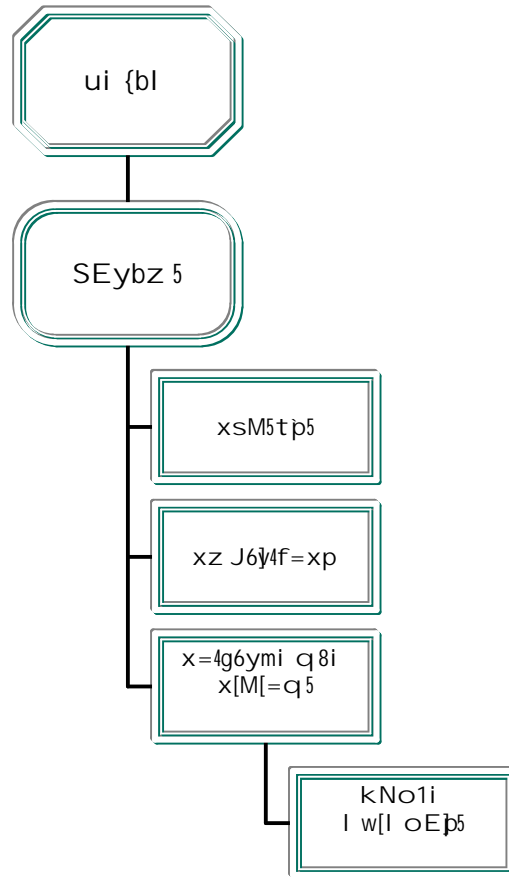


kNKu
w[l oEp3Jx4f5
fxSEnz



NUNAVUT
HOUSING
CORPORATION

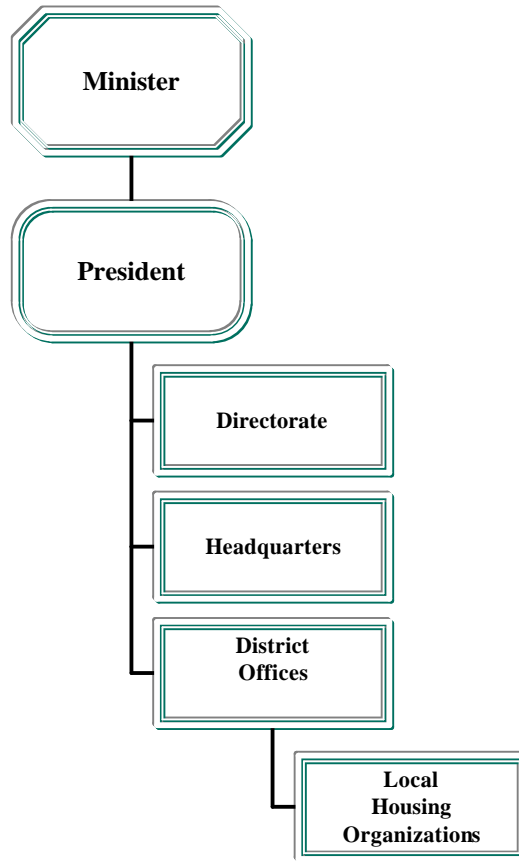
rNs/oE0Jyqb NI Nw/3ymi q5



Manitok Thompson
Minister

Pamela Hine
President

Accounting Structure Chart



W/4noxaymJ5

W=4nc6tbsd9l Q5 kNKusoJh5 xqCc5txD8N3i x3mb w]k=c5txD8N3i x3mbI , x5b3Nq5gu4, N1ui 6
w7u4f5 WJ8N3i x3mb w6vNtx6gi 4 w]kycD8N3i x3mb x4h]tQ/K5 kNo1us5 WoEct09l Q5
vmpso6X9oxA8N3i x3mb kNo1i w[l oEJti 4.

gCZ3n5

- ◆ "k]ao6tbsJ5" WQx6tbsJ5 w[l osD]5 k]aEx6tbst9l A w[l oEp3Jx4f5
w6vh5tx3i 6nsi x3mb kNKusk5 W4fu0/sJi 4 x7ml xgw8Nst5yi 6nsi t4 kNKusk5
N1ui 6]DmJK5 wc3Nq8i 6nsod9l Q5 w]k=cD8N3i x3mb, x5b3Nq5tx6gi 4,
N1ui El i J4 sW8N6gi 4 w]kyc5txD8N3i x3mb.
- ◆ vmQ/s5tx3l t4 tudtQ/z b WoExq5]Ns/5 xg6bs5tx3i 6nsi x3mb xuZ3Nc5b3mb kNKusk5
xg3i cD8Nd9l Q5 w[l x3i 6nj 5.
- ◆ vJyt5tl t4 gnsmc5bstAtq8i 4 Z?mtsctuk5 sft]N6 w[l osDtk5 X3Nwp]5 vtmpCMz 8k5
W?9oxtbsA8N3i x3mb w[l oEJ]5 kNKu.
- ◆ vJy]8N3l Q5 WoExE/sJ5 k]5]e4hwJt]EMS6bq5 xJqnwJbsc5b6g5 kNo1usi 4.

Mission

To provide opportunities for all residents of Nunavut to have homes that support a healthy, secure, independent and dignified lifestyle through working with our communities to allow them to assume the role of providing housing to Nunavummiut.

GOALS

- ◆ “Renewal” - a commitment to the creation of a new Housing Corporation that is sensitive to the needs of Nunavummiut and provides opportunities for all residents of Nunavut to have homes that support a healthy, secure, independent and dignified lifestyle.
- ◆ To conduct Corporation business so as to maximize the use of scarce dollars while maximizing the return to Nunavummiut.
- ◆ To continue the rapport built with departments through the Housing Strategy Committee to further the advancement of housing in Nunavut.
- ◆ Continue working towards innovative solutions to capacity building at the community level.

kNKu w[l oEp3Jx4f5 fxSEnz 5

kNKu w[l oEp3Jx4f5 fxSEnz xgw8Nst5tpsJ6 w[l oEJti 4 xg6gxZi 4, N1ui E/sJi 4, kesmt5tps9l t[l , xJ3i c6gi 4 w[l c6t5tps9l t4 w8N4f=1i 4 xyq8i l w[l oEJtc6t5tps9l t4 vmpsJ5 kNKusi 4, wvJ6t09l 05 WNhxct0/K5, kNp5 w[l oEpq5. fNs/c6tbsJ5 kNK5 Z?mz i 5 xroExoq8k5 ryxi . w[l oEp3Jx4f5 Wtbsc5b3uJ5 fNs/i 4 vNbs w[l oEp3Jx4fq8i 5 GCMHCH. xg6gx6Zi 5 w[l i 5 xyq8i 9l fNs/4n3=0/q8i 5.

NUNAVUT HOUSING CORPORATION

The Nunavut Housing Corporation provides public rental housing, homeownership, renovation programs and related services to residents of Nunavut, with the assistance of our partners, the Local Housing Organizations. The contributions to the Corporation are the Government of Nunavut's share only and this is the amount voted by the Legislative Assembly. The Corporation receives additional funding through contributions provided through Canada Mortgage and Housing Corporation (CMHC), tenant rentals and other income.

		2001-2002 fNs/5 xg6g4n5 Main Estimates (\$000)	2000-2001 x6r0x3ymJ5 x3fi i b5 Revised Estimates (\$000)	2000-2001 fNs/5 x3fi i b5 Main Estimates (\$000)
rhj 7mz 5	DESCRIPTION			
w6vNw/6tk5 xrosyxq5	Compensation and Benefits	-	-	-
gi /sJ5 x7ml wvJt5	Grants and Contributions	40,644	36,196	35,178
i sDc5bDf5 wqCJf9l	Travel and Transportation	-	-	-
x9M}=oE0Jt5 hN4fb9l	Materials and Supplies	-	-	-
i s}6bsJi 4 vmpcDf5	Purchased Services	-	-	-
f7m6ftk5	Utilities	-	-	-
y8g4tbsJi 4 vmpcDf5	Contract Services	-	-	-
xroExo5 xro6h9l	Fees & Payments	-	-	-
xyq5 xroExo5	Other Expenses	-	-	-
vt9l 05 xSM5tJf5	Total Operations and Maintenance	40,644	36,196	35,178
vt9l 05 xrgJtk5	Total Capital	14,000	19,000	19,000
vt9l 05 xroExp5	Total Expenditures	54,644	55,196	54,178

x=5g3ymi q5 ñNs/5 xg6g4n5
DISTRIBUTION OF BUDGET

	xz J6yv3=4 Headquarters (\$000)	er3pl 4 Qikiqtaaluk (\$000)	r?9o6 Kivalliq (\$000)	et3us5 Kitikmeot (\$000)
w6vNw/6tk5 xrosyx5 Compensation and Benefits	-	-	-	-
gi syx5 x7ml wvJyx5 Grants and Contributions	38,823	748	549	524
i sDc5bD5 wqCJ5t9l Travel and Transportation	-	-	-	-
x9M}=oE0J5t5 hN4ft9l Materials and Supplies	-	-	-	-
i s=6bsJi 4 vmpcD5t5 Purchased Services	-	-	-	-
57m6ftcD5t5 Utilities	-	-	-	-
y8g5t4tbsJi 4 vmpcD5t5 Contract Services	-	-	-	-
xro6hEx5p5 xro6h5t9l Fees & Payments	-	-	-	-
xyq5 xroEx5o5 Other Expenses	-	-	-	-
vt9l 05 xSM5tJ5t5 kesmt5tJ5t9l Total Operations and Maintenance	38,823	748	549	524
vt9l 05 xrgJ5tk5 Total Capital	475	7,521	3,461	2,543
vt9l 05 xroEx5p5 Total Expenditures	39,298	8,269	4,010	3,067

tudtz i ĩNs/oEp5 NwĩN3I A

kNKu wĩl oEp3Jx4f5 fxSEnz ĩNs/6ĩ6tbsc5b6g6 sfi z a) \$54,644,000 – wvĩJyxc5b6g5 kNK5 Z?mz i 5 xsM5tJbsi x6gi 4 tudtz i 4 wĩl oEp3Jx4f5; b) \$60,487,000 – vNbs2 Z?mz b wĩl oEp3Jx4fz 8i 5 (CMHC) x7ml xyq8i 5, ĩ4fx xgc5b6bq5 WoE=i vmpsJt09I i Q5.

ĩ8N NwĩN6ymJ6 si 4y6 rai z i l m4WZw5 NI Nw/w4v8i 3mb wĩl oEp3Jx4f5 WoExq8i 4 bft5tJtgw8N6.

CORPORATE SUMMARY

The Nunavut Housing Corporation receives funding from the following sources: a) \$54,644,000 – contribution from the Government of Nunavut towards the operation of the Corporation; b) \$60,487,000 – Canada Mortgage and Housing Corporation (CMHC) and other sources, which is utilized in providing its full range of programs.

This summary and the following pages reflect the details of the total funding and are for review purposes only.

		2001-2002 ĩNs/5 xg6g4n5 Main Estimates (\$000)	2000-2001 x6rQx3ymJ5 x3ĩi i b5 Revised Estimates (\$000)	2000-2001 ĩNs/5 x3ĩi i b5 Main Estimates (\$000)
rhj 7mz 5	DESCRIPTION			
w6vNw/6tk5 xrosyxq 5	Compensation and Benefits	4,829	3,910	3,085
gi /sJ5 x7ml wvĩĩ5	Grants and Contributions	61,566	59,235	59,235
i sDc5bDĩ5 wqCJĩ9I	Travel and Transportation	1,228	1,235	1,042
x9Mĩ=oE0Jt5 hN4fb9I	Materials and Supplies	68	70	70
i sĩ6bsJi 4 vmpcDĩ5	Purchased Services	200	210	210
ĩ7m6ftk5	Utilities	-	-	-
ĩ8gĩ4tbsJi 4 vmpcDĩ5	Contract Services	583	680	680
xroExò5 xro6hĩ9I	Fees & Payments	73	72	72
xyq 5 xroExò5	Other Expenses	28,294	28,271	28,271
vt9I Q5 xsM5tJĩ5	Total Operations and Maintenance	96,841	93,683	92,665
vt9I Q5 xrgĩtk5	Total Capital	18,290	22,000	22,000
vt9I Q5 xroExĩ5	Total Expenditures	115,131	115,683	114,665

xz J6vC6=4

ŕNs/oEp4fq b xz J6v4f=x w[l oEp3Jx4f5 Gx3=x] 7m5H xsM5tp4fq9o Gwck1] Lt4H vmps1mb W?9ox5tps9l t4 tudtz i 4 yK7j x4n6bsQxo1i 4, yKi Ei x6bz k5 X3NwJti 4 gnsmt5tJti l . xz J6v4f=xi wvJ6n6tsJ5 ui {bj 5, xz J6v4f=xi o xsM5tp5 wvJ6n6tsJ5 kNosctQ=sJi x[M]=i 4, xf8i 6h6ts1uJ5 X3Nwps9l t4, s0p6h6ts9l t4 si 4v6b6ts9l t4 xz J6v4f=xi xsMbsJi 4 kesmtbsJi l WdtDdt4ni 4 ŕNs/oEJtq8i 4, xsM5tps9l t[l xg6gx3=sc5b6g5 ŕNs/4f=xi 4 x7ml ŕNs/oEps9l t4 ŕNs/oEp3Jxa9l t[l . wvJ6n6tsJ5 kNo1i WoE=q8i 4, v8gQ4tbsc5b6gi 4, nN=sJi 4 xsM5tps9l t4, w[l 3Jx9l nNmi Ei x6bq8i 4 tt6gZ6tcs6Lt4 kesmt5tpcs6Lt4.

HEADQUARTERS

Corporate headquarters (Arviat)/Executive (Iqaluit) is responsible for the development of corporate policy, strategic planning and communications. Corporate headquarters provides support to the Minister, the corporate executive and to the regional offices. The Division coordinates the preparation, monitoring and reporting of the corporate operations and maintenance and capital budgets, administers the loan portfolio and provides accounting and treasury services. It provides support to the regions in the areas of programs, contracting, project management, design and maintenance.

		2001-2002 ŕNs/5 xg6g4n5 Main Estimates (\$000)	2000-2001 x6rQx3ymJ5 x3i i b5 Revised Estimates (\$000)	2000-2001 ŕNs/5 x3i i b5 Main Estimates (\$000)
rhj 7mz 5	DESCRIPTION			
w6vNw/6tk5 xrosyxq 5	Compensation and Benefits	1,850	957	957
gi /sJ5 x7ml wvJt5	Grants and Contributions	-	-	-
i sDc5bD5 wqCJt9l	Travel and Transportation	393	375	375
x9M}=oE0Jt5 hN4fb9l	Materials and Supplies	21	25	25
i s}6bsJi 4 vmpcD5	Purchased Services	100	100	100
57m6ftk5	Utilities	-	-	-
v8gQ4tbsJi 4 vmpcD5	Contract Services	533	630	630
xroExo5 xro6h9l	Fees & Payments	7	7	7
xyq5 xroExo5	Other Expenses	28	28	28
vt9l Q5 xsM5tJt5	Total Operations and Maintenance	2,932	2,122	2,122
vt9l Q5 xrgJtk5	Total Capital	620	620	620
vt9l Q5 xroExb5	Total Expenditures	3,552	2,742	2,742

xro4ni 4 xro6hwJt5

vt6h6bsi q8k5 xro4nE/sJ5 egqsDtq9l xfi j5 xj5gE/si x6g5 vNbs2 w[l oEp3Jxz i 5.
vNbs2 w[l oEp3Jx4fq5 wvJ6nstcc5b3mb kNKu w[l oEp3Jx4f8k5 xr[oJt4nq8i 4 wMz i 4
egqsDtq8k5 xro6n6bD]t5 xrq8k5 \$28,003,000-i 4.

DEBT REPAYMENT

Amortization charges relate to the repayment of principal and interest on long-term loans (CMHC).
Canada Mortgage and Housing Corporation provides a contribution to the Housing Corporation to pay
for the additional charges of \$28,003,000.

		2001-2002 fNs/5 xg6g4n5 Main Estimates (\$000)	2000-2001 x6r0x3ymJ5 x3fi i b5 Revised Estimates (\$000)	2000-2001 fNs/5 x3fi i b5 Main Estimates (\$000)
rhj 7mz 5	DESCRIPTION			
w6vNw/6tk5 xrosyxq5	Compensation and Benefits	-	-	-
gi /sJ5 x7ml wvJ]t5	Grants and Contributions	-	-	-
i sDc5bD]t5 wqCJ]t9l	Travel and Transportation	-	-	-
x9M]-oE0Jt5 hN4fb9l	Materials and Supplies	-	-	-
i s]6bsJi 4 vmPCD]t5	Purchased Services	-	-	-
57m6ftk5	Utilities	-	-	-
y8g]4tbsJi 4 vmPCD]t5	Contract Services	-	-	-
xroExo5 xro6h]9l	Fees & Payments	-	-	-
xyq5 xroExo5	Other Expenses	28,003	28,003	28,003
vt9l Q5 xSM5tJ]t5	Total Operations and Maintenance	28,003	28,003	28,003
vt9l Q5 xrgJ]tk5	Total Capital	-	-	-
vt9l Q5 xroExp5	Total Expenditures	28,003	28,003	28,003

x=4g6ymi q8i x9M]5

vJyt5t]5 vmJti 4 wvJ6n6]9l kNo1i WoExE/sJi 4 vmpc3mb w[l oEp3Jx4f5 kNo1i
x[M]=q8i 4. kNo1i x[M]=q5]e4hwc5b6g5 kNo1i x=4g6ymi q8i x[M]=oEpi 5. kNo1i
x[M]=oE]5]e4hwpsc5b6g5 yK9ostbsQxo1i 4 WoEctQ9l Q5 kNo1i w[l oE]5 tudtq5
xgi l vmps=Q/q5 s0p6h6ts9l t4 WoExq5 vJytbs5txCl x3m] b xgxZE/sJ5 mo4LQ5
bwmz i 5 s0p6hw8N6LQ5 cspn6bsc5b6Lt[l . x=4g6ymi q8i x[M]=oE]5 vmpsJ5
nN/s?9oxJi 4 w[l i 4 kNo1i x7ml W?9oxt5tps9l t4 Wsi 6nj 5 woz c5bstA8N3i x3mb
xyq8k5 Z?mt4fz Jk5 tudtq8k9l .

DISTRICT OFFICES

Delivery of services and support to communities in programs and services is managed through the Corporation's district offices. District offices set regional priorities and work with Local Housing Organizations and individual clients to ensure programs are being delivered to appropriate standards through monitoring and assessment. The district office is responsible to ensure the success of construction programs in its region and in developing a positive relationship with other government departments and agencies.

		2001-2002]Ns/5 xg6g4n5 Main Estimates (\$000)	2000-2001 x6rQx3ymJ5 x3]i i b5 Revised Estimates (\$000)	2000-2001]Ns/5 x3]i i b5 Main Estimates (\$000)
rhj 7mz 5	DESCRIPTION			
w6vNw/6tk5 xrosyxq5	Compensation and Benefits	2,979	2,953	2,128
gi /sJ5 x7ml wv]i5	Grants and Contributions	-	-	-
i sDc5bD]5 wqCJ]9l	Travel and Transportation	835	860	667
x9M]=oE0Jt5 hN4fb9l	Materials and Supplies	47	45	45
i s]6bsJi 4 vmpcD]5	Purchased Services	100	110	110
]7m6ftk5	Utilities	-	-	-
]8g]4tbsJi 4 vmpcD]5	Contract Services	50	50	50
xroExo5 xro6h]9l	Fees & Payments	66	65	65
xyq5 xroExo5	Other Expenses	263	240	240
vt9l Q5 xSM5tJ]t5	Total Operations and Maintenance	4,340	4,323	3,305
vt9l Q5 xrg]tk5	Total Capital	17,670	21,380	21,380
vt9l Q5 xroEx]5	Total Expenditures	22,010	25,703	24,685

kNo8i w[l oEp5

w[l oEp3Jx4f5 WNhxctc3mb kNp5 w[l oEpq8i 4. csbm5 WoExa0x05 gCz J5
xsMbsJtq8k5 kNp5 w[l oEpqb w[l oEJtq8i 4 w6vNw/6tk5. woz c5bstJtq5 kNp5
w[l oEpqb w[l oEp3Jx4f8i xqDtosDbsymJ5 btQ4Lt4 WoExE/q5. xg6gxZw5
w[l oE/sJtq5, WoExE/sJ9l kNo1usi 4 w[l c6t5tJt5 xgxZc3mb W0xc3i 6KaJi 4
w[l c6t5tps9l t4. kNo1i w[l oEp4f5 xsM5tpsJ5 kesmt5tpsJ5 xg6gxZi 4 w[l i 4. xuh5
kNo1i w[l oEp5 kesmt5tpsJ5 bmw8i 4 w[l i 4 xg6gxZi 4 N1ui E/sJi l .

LOCAL HOUSING ORGANIZATIONS

The Corporation is partnered at the community level with Local Housing Organizations (LHOs). Most of the day-to-day duties associated with program delivery are administered by LHO staff. Relationships with the LHOs are based on operating or partnership agreements. Under the Rental Housing Program, duties include allocation of housing to community residents according to need. As well LHOs provide the administration and maintenance services for the rental program. Several LHOs also have responsibility for parts or all of the home repair and homeownership programs.

		2001-2002 fNs/5 xg6g4n5 Main Estimates (\$000)	2000-2001 x6r0x3ymJ5 x3fi i b5 Revised Estimates (\$000)	2000-2001 fNs/5 x3fi i b5 Main Estimates (\$000)
rhj 7mz 5	DESCRIPTION			
w6vNw/6tk5 xrosyxq5	Compensation and Benefits	-	-	-
gi /sJ5 x7ml wvJt5	Grants and Contributions	61,566	59,235	59,235
i sDc5bDt5 wqCJt9l	Travel and Transportation	-	-	-
x9M}=oE0Jt5 hN4fb9l	Materials and Supplies	-	-	-
i s}6bsJi 4 vmpcD}t5	Purchased Services	-	-	-
57m6ftk5	Utilities	-	-	-
y8g}4tbsJi 4 vmpcD}t5	Contract Services	-	-	-
xroEx05 xro6h}9l	Fees & Payments	-	-	-
xyq5 xroEx05	Other Expenses	-	-	-
vt9l Q5 xsM5tJt5	Total Operations and Maintenance	61,566	59,235	59,235
vt9l Q5 xrgJtk5	Total Capital	-	-	-
vt9l Q5 xroExp5	Total Expenditures	61,566	59,235	59,235

kNo8i w[l oEp5 LOCAL HOUSING ORGANIZATIONS

	2001-2002 Main Estimates (\$000)	2000-2001 Revised Estimates (\$000)	2000-2001 Main Estimates (\$000)
<p>gi syx5 x7ml wvJyx5 Grants and Contributions</p> <hr/> <p>wvJt5 Contributions</p> <p>r4fgw8N3k5 xg6gx3bsJ8N3gi 5 w[l oEi 6 w[l oEi 3j 5 x7m rNs/os5yxq 5g5 xg6gxDtq 8k5 wvJ3bs0Jt0?4bq8i 4 kNK5u5.</p>	61,050	58,719	58,719
<p>Public Housing Program Funding for the provision of public housing and rent supplement programs to low income residents of Nunavut.</p> <hr/> <p>vNbu w[l oEp3Jx4f8k5 xqDtoxaymJ5 Z?mtgc4f5 rNs/6b6tc5b6bq5 rNs/4nChxCt4 tudt0/sJ5 w[l c6t5tpsJ5 xg6gx6bsi qb xrq8k5 wvJ6nDti 4 rNs/4nl xq5gk5, fxXsJ9l w[l dtq8k5 x7ml w7u4fz 9l t4 nN/sJ5.</p>	516	516	516
<p>Canada Mortgage and Housing Unilateral Programs Federal Funding for non-profit, community based organizations for the provision of subsidized support for Rent Geared to Income, co-op and Special Purpose Projects.</p>			
<p>vt9l 05 wvJjt5 Total Contributions</p>	61,566	59,235	59,235
<p>vt9l 05 gi syx5 wvJt9l Total Grants and Contributions</p>	61,566	59,235	59,235

x=5g3ymi q5 ñNs/5 xg6g4n5
DISTRIBUTION OF BUDGET

	xz J6yv3=4 Headquarters (\$000)	er3p1 4 Qikiqtaaluk (\$000)	r?9o6 Kivalliq (\$000)	et3us5 Kitikmeot (\$000)
w6vNw/6tk5 xrosyx5 Compensation and Benefits	1,850	1,148	881	950
gi syx5 x7ml wvJyx5 Grants and Contributions	61,566	-	-	-
i sDc5bD]t5 wqCJ]t9l Travel and Transportation	393	366	269	200
x9M}=oE0J]t5 hN4ft9l Materials and Supplies	21	15	20	12
i s=6bsJi 4 vmpcD]t5 Purchased Services	100	34	45	21
§7m6ftoEJ]t5 Utilities	-	-	-	-
y8g]4tbsJi 4 vmpcD]t5 Contract Services	533	35	6	9
xro6hEx]b5 xro6h]h9l Fees & Payments	7	57	7	2
xyq5 xroExò5 Other Expenses	28,031	127	81	55
vt9l 05 xsm5tJ]t5 kesmt5tJ]t9l Total Operations and Maintenance	92,501	1,782	1,309	1,249
vt9l 05 xrgJ]tk5 Total Capital	620	9,827	4,521	3,322
vt9l 05 xroEx]b5 Total Expenditures	93,121	11,609	5,830	4,571

ᑭᓱᓴᓴᓴᓴᓴ ᓴᓴᓴᓴᓴᓴ
ᓴᓴᓴᓴᓴᓴᓴ 2001-2002-ᓴ



APPENDICES TO THE
MAIN ESTIMATES *2001-2002*

grq5

rNs/k5 wM0xDt	rNs/5 xg6g(n5 xq6bsJ5 moZos6tk5 WdpKz Dt5 vmQ/s/Exo5 vmQ/sJ8Nd9l Q5 x7m rNs/5 xg6bui 5 nN/sJ8Nd9l Q5. rNs/5 xg6bsi q5 x6rbsZJh5 N7mt6ym9l Q5 x7ml x3CAj 5 xbsy3j 5 x6ryml xha9l t4.
Wdt	mrm0Jt{n6 xsMbsJ6 Z?m4f8k5 bwm b}?8z 5 yKi 5t8i mrm0Jtk5 g8i dyx5 W/sJ8N6yZ/6g5. Wdt5 wMcD8N3uJ5 tu4f5 kN05 xg6X5bcq5 xsMJ8Nd9l Q5 x7m xro{nw5 xroExo5 Z?m4f8k5 yMbi 5gi 5 xyq8i 5.
w6vNw/3=4	w6vNw/3=s2 wMz
WoEx4nk5 X3NwJt	NI Nw/wJbsJ6 GZ?mt4fz J5H xg3i c3=0/q8i 4, "eMNE/q8i 4", x7ml xg3i c3=0/q8i 4 si 4y6g6. "g8z =0/sJ5 WoE=q8k5". X3NwJttA5 NI Nw/w1uJ5 tudtz b g66bq8i 4 vJyt5tNhx6Lt4 to/symJt0/ui 4, x7ml x6ftQym/q5 X3NwJbsymJi 4 vJyt5tNhx6Lt4.
rNs/5 xg6g4n5	NMs5b6bsymJ5 rNs/5 g4yCbsymJ5 bmgj z NI Nw/6bsymJj 5 x7ml ck6 fNs/4nsbsi x3mz bh 4fx fNs/k5 xgDbsi x6g5.
xrgJ5 Wdt5	Wdt0/sJ5 WgcDMsq8i q8i xg6bsi x6g6 xsM5tJbsl i Z?mt4f8i 4, x7ml i s=x4nsyNi . Wdt3JxE/sJ5 xg6bsA8NMz J5 bmgmi srsohu.
xrgJk5 xroExp5	Z?mf8k5 xro6bs0xc6ymJ5, bwmz k5 kw5bw8Ns/q5g5 vJy8Nq5g9l 8l 5, nN6fbsi x6gi 4 i s=6yJf5 WdtE/si x6gi l, s}?l 8l 5 i s=6yJbsJ5 nN6fbsA8N3i x3mb Wgcsi 6nsd9l Q5 h8N Wdt0/sJ5.
rNs/5 wvJbsJ5	moZc6tbs9l t4 fNs/5 wvJbsJ5 Z?mt4f5 tudtq8k5, kNp5 Z?mtq8k5 s}?l 8l 5 xyq8k5 tudt0/sJk5 fNs/oEJtq5 rs5bDbs0xc6Lt4 Z?mt4f8k5 ck6 xg6bs1mz b fNs/5 x7ml g66bsJJ5 vJytbsMsCl x3mz b fNs/k5 xgDbsJJ5.
xsMbs0xp5 Wdf5	xgi i DxDbSc5b6g5 fNs/5 x[A6ymJ5 ho4v8i 6 x[A6bsc5b3mb xsMbs0xc3i q8k5 NI Nw/6bsym9l t4. @)!@)@_u fNs/5 xg6g4ni NI Nw/6ym1uJ5 sfi z xsMbsi E?4bcq5 NI Nw4fbc6Lt4; _ w6vNw/6tk5 xrosyx4n5 _ gi syx5 x7ml wvJf5
xrr4oQx3tti 6	Wdf5 Wgcso6X9oxi x3i q5 mo4LQ5 wNq6yJt4ni 4 fNs/i 4 \$6vw?9ox?1mb Wdtgcsi x6gk5 sg6bsJ8N3i x3i q5 whmQ9l Q5.
WoE}f5	Z?mt4f8k5 tudt0/sJ6 WQx6tbsym9l i xsM5tp4f8k5 vJyt5tpsd/s9l i Z?mt4f5 WoExq8i 4 vmJtq8i l bmgmi to/sym=0/z i .
WoE}f5 ckwoz 8i q5	Nw[oQx6ym9l t4 si 4y6ymJ5 W/4noxaym9l t4 Z?mt4f5 WoE=q8i

grq5

x[A6ymi q5	NMs5p6bsymJ5 kNo1i xg6g4n5 x[A6bsi xChQ/sJ5 WoE}5 }Ns/oEJt4nq8
NMs5p6bsymJ5	NMs5p6bsymJ5 xroExc3i xChQ/s9l t4 xq6bsQx}5 moZos3=1u, x7ml }Ns/6pE/si xChQ/sJ5, bmw8k5 Z?mt4fz Jk5.
xros}5	}Ns/5 xrosbsJ5 xroEx}9] }] 5 i s=Dbs9l t4 hN4f}i 4 Wp5yCDbsJ]] 5 x7ml Wdt}Dbs9l t]] 5.
rNs/oEJti 4 xsM5t}5 vtmpq5	rNs/oEp5 xsMtpqb vtmpq5 vtmpCMaJ5 vtmpCME/si t4 xsM5tp4f5 vtmpq8k5 wkc6Lt4 }4fNz 5 vmpstbsJ5 }Ns/oEJ}5 xsMbsJtq8i 4 kNK5 Z?mz i .
}Ns/oEJ}5 srsz	moc5bstJ5 be5 !@ NI Nw/6bsym9l t4 xbs5t4f5 si 4vsysQxc6Lt4 Z?mt4f5 tudtQ/qb }Ns/oEJtqtA5. kNK5 Z?mz b }Ns/oEJtk5 srsz WQx}6 wSl !_u x7ml who}=c6Li }p #!_u x3}At9l A s9l 6yst4f5.
gC6bsJ5	dt1i 3Xal 8i NI Nw/DbsJ6 si 4y6 Z?mt4f5 eMNE/q8i 4 WoE=i vmQ/sd9l i J4 bmgmi vJytbs}=0Qxozi .
w[l 3Jx5	xfi Wbcw8N3i x6g5 w[l 3Jx5 tudtQ/sJ9] 8] 5 nN/symJ5 mi Cc6Lt4 b}h] nw8NMZ J5 nN=Q/s9l t4 Z?mt4f8k5 WoE}5.
WoEx5	xqJv9M4 Z?mt4f8k5 WoExE/sJ6 }ke4h6bsymJ6 vJyt5tJbsi x6Li Z?mt4f5 yK7j x4n6bsd/q8i 4 xq6bsymJ5 moZos3=1u. bw/s}ha1uJ5 Z?mt4f5 WoE=q5.
kN}5 x=4g6ymi q5	kNax6 xgx3LA kNK7u xsMtJbsi x3Lt4 xe4bsymJ5.
bmw8k5 xro6bsQxc}5	xg8i i DxDbbsQx}5 rNs/5 xg6g4ni x=4g3ym4v8i 3u1mb bmw8k5 xro6bsQxc}k5 x[A6ymi csE9l t4. @))!_@))@_u }Ns/5 xg6g4ni NI Nw/4v8i 6ymJ5 xgi WoE=k5 bmw8k5 x[M]=k5 xg6bs}h5 w}h4: _ i sDc5bd}5 x7ml wqCJ}5 _ x[M]=oEJ}5 hN4f}9l _ i s=6bsJi 4 vmpcD}5 _ }7m6ftk5 _ }8g}6bsJi 4 vmpcD}5 _ xroEx}5 xro6h}9l _ xyq5 xroEx}5

GLOSSARY

Appropriation	A budget approved by the Legislative Assembly that permits obligations to be incurred and expenditures to be made. Appropriations are usually made for fixed amounts and are typically for a period of one year.
Asset	An economic resource controlled by the Government from which future economic benefits may be obtained. Assets can include physical infrastructure and amounts due to the Government by outside parties.
Branch	A division of a Program.
Business Plan	Describes an organization's (department's) purpose, "Mission", and its key functions, "Core Business". The Plan outlines the organization's goals set to accomplish its mission, and the strategies used to achieve the Goals.
Budget	An estimate of proposed expenditures for a given period and the proposed means (revenue estimates) of financing those expenditures.
Capital Asset	Property of a relatively permanent nature used in the operations of the government, and not intended for sale. Capital assets will have a useful life that extends over more than one fiscal period.
Capital Expenditures	An outlay of government resources, normally not of a recurring or continuing nature, for the purchase or construction of a capital asset, or an outlay which increases the expected useful life of an existing capital asset.
Contribution	A conditional transfer of appropriated funds to a public agency, community government or other organization that is accountable to the government for the use of the funds and fulfillment of the objectives for which the funding is provided.
Control Object	Each vote category of appropriations are further broken down into control objects. The 2001-2002 Main Estimates are present at the following control objects levels: <ul style="list-style-type: none"> - Compensation and Benefits - Grants and Contributions
Depreciation	Depreciation is the periodic charge to operations, of the service capacity of fixed assets over the useful life of the assets.
Department	Organizational entity established by Cabinet to deliver programs and services within a specified mandate.
Department Overview	A summary of the mission and goals of a government department.

GLOSSARY

Distribution of Budget	The anticipated regional allocation of departmental budgets.
Estimates	The estimated expenditures approved by the Legislative Assembly, and forecasted revenues, for all government departments.
Expenditure	Funds paid or payable to acquire goods and services or a capital asset.
Financial Management Board	The Financial Management Board (FMB) is a committee of the Executive Council consisting of all members of the Executive Council that is responsible for the financial management and administration of the Government of Nunavut.
Fiscal Year	A consecutive twelve-month period designated as the reporting year of a government or organization. The Government of Nunavut's fiscal year starts April 1 and ends March 31 of the following calendar year.
Goal	A high-level statement of the desired outcome of government activities to be achieved over an unspecified period of time.
Grant	On unconditional transfer of appropriated funds to a public agency, group or organization for which the recipient is with the exception of meeting the eligibility criteria for the grant, not accountable to the government.
Infrastructure	The permanent facilities and organization structure in place for the purpose of delivering government programs.
Program	A major government function designed to achieve the specified objectives of a policy that has been authorized by the Legislative Assembly. Also referred to as department.
Regions	Geographical sub-divisions of Nunavut for administrative purposes.
Standard Object	Each vote category of appropriations are further broken down into standard objects. The 2001-2002 Main Estimates are presented at the following standard object levels: <ul style="list-style-type: none"> – Travel and Transportation – Materials and Supplies – Purchased Services – Utilities – Contract Services – Fees and Payment – Other Expenses

rNs/5 xg6g4n5 xe4h6bsi E?4bqb x6ftq5

Wq xz MsDyx

bmw8i scsys?4gi, iNs/5 xg6g4n5 n6rt5tJbs1mb kNK5 Z?mz b X3NwJtQym/q8i 4 WoExE/si x6gk5 vJytbsi x6gk9l bmgmi iNs/oEJt5 srsEi x6bz i. WI xax6gu4, r[Z6g3mb bmw8i 4 eMNE/sJi 4 xro6bs0xc3i xChQ/s9l t4 x7ml bmw8i 4 iNs/4nsbsi xChE/sJi 4 bmgmi iNs/oEJt5 srszi WQx3=c6gu wSl !.

iNs/5 xg6g4n5 si 4yq5 g4yCsbs1mb x[A6bsd/sJi 4 bmgmi iNs/oEJt5 srszi, WQx3=c6gu wSl !. ui {bs2 iNs/oEJt4nk5 rsJb, bmgmi ui {bQ/sJj5 scsysh6 iNs/5 xg6g4n5 si 4y6bq5 n6rtbst9l Q5, wMscbs1m5 vt9l Q5 iNs/oEJt5 si 4yohnz k5. x7ml 5bs6, Z?mt4f5 WoE=qb WNhxEi x6buk5 X3NwJtQym/q5 n6rtbsQ9l t4 moZos3=1j 5.

xuh5 r4fgw8Nw5 tudtQ/sJ9l, bmw8i Z?mt4fz Ji 5 kNo1usi 9l sc9Mvb=sH5 X3Nw?9oxt9l Q5 iNs/oEJbsi x6gi 4 x7ml W?9oxtbso6t9l Q5 X3NwJbsymJ5 iNs/5 xg6g4n5 si 4yzi. ryxi o, wl o9l gq5 iNs/5 xg6g4n5 kNo1k5 n6rtbshaq7m5 moZos6tk5 bf/sMsq8i zi n6rtbsMsq8i zil. bwmzii5 wo6fyE/sH5 mo4LQ5, iNs/oEJt4nw5 yKi z A5 bf/4/Exchhaq7mb N1ui 6 W4fuQ/x6gk5 xg3i 3l 4bsdN05 yKi zi Z?mt4f5 iNs/oEJt4nq8k5 WQx6tbsi x6g5 cspm/s?Q6Xb.

b4fx iNs/oEJt4nw5 xe4h6bsJtq5 xuhi 4 x6ftcHa1mb:

- WNhxE/si x6g5 WoE=i X3N4bsJtq5
- iNs/5 xg6g4n5FrxrgJtk9l xg6g4n5 W?9oxtbsJtq5
- ui {bs2 iNs/oEJt4nk5 rsJb si 4y6
- n6rtbsi q5 moZos3=1u
- wMQxDt5 iNs/k5 xg6g4nk5
- hP9osi q8k5 si 4y5Fxy0p6X9oxi q8k5 si 4y5

WoE=5 X3N4bq8k5 si 4y5 W?9oxtbsi q5

- WoExE/si x6g5 X3N4bs?9oxi Jtq5 wl oc6g5 g6bsQxo1i 4 ke4hw9i t4, W?9oxt5t9i t4 yKi Ei x6bq8k5 g6bsAmJ5 trbs?9oxi q8i 4, x7ml WQx6t5t9i t4 g6bsNhx6gi 4 \$4gCsti l ckwoz o3i x3i q8i 4.
- Z?mt4f8k5 g6bsNhx6g5 woz i c3mb bmw8koj6 Z?mt4f8i g6bsNhx6gk5.
- WoE=k5 X3N4bsymJ5 bs5gZc3mb m3Dwoz Ji 4 xroExoui 4:
 - xSMbsJtq5 kesmtbsJtq9i (O&M)
 - xrgJtk5 xg6g4n5
- Z?mt4f5 WoE=q8k5 X3NwJbsymJ5 gi /sc5b3mb jNs/oEp4f5 vtmpq8k5 euD/si x6Lt4 wh7uDbsi x6Lt4l .
- rai z A5 rNs/oEp5 vtmpq8k5 euD/si 4yz b, gi /soh5 vtmpCjMk5 euD/si x3u1mb.

rNs/5 xg6g4n5FrxrgJtk9i xg6g4n5 W?9oxtbsJtq5

- Z?m4f5 nN=q5 vmPsK5 W?9oxtbsJtq8i 4 N1ui 6 jNs/oEJt0i x6bqb gDm/q9i xgxZEi x6bq9i bm4fi z vJyt5tNhx3i t4 jNs/oEp4f5 vtmpq8k5.
- Z?m4f5 nN=qb X3N4ym/uk5 csp4vstQ/q5 vt6h6bsjhaJ5 m3Dwoz o6Lt4 si 4yoxE/s9i t4 jNs/oEp4f8k5 xSM5tp4f8k9i xtco6Lt4 jNs/5 xg6g4n5FrxrgJtk5 xg6g4n5.
- rNs/5 xg6g4n5FrxrgJtk5 xg6g4n9i cspn6bsjhaJ5 jNs/oEp4f5 vtmpq8k5.
- rNs/oEp4f5 vtmpq5 xq6yypsJ5 jNs/5 xg6g4n5FrxrgJtk9i xg6g4n5 si 4yq8i 4 gi /s4v8i 6Lt4 vtmpCjMk5.

ui {bs2 jNs/oEJt4nk5 rsyJbb ke4h6bsi z

- rNs/oEp5 xSM5tps9i t4l ttC6tsj5 ui {bs2 rsyJtz i si 4yEi x6bq8i 4.
- ui {bs2 rsyJtz i NI Nw/wj6 ckwo6X9oxi q8i 4, W?9oxtbsJmJi l , x7ml Z?mt4f5 WoExEi x3i C6bqb X3N4bsymi q8i 4 bmgmi jNs/oEJt5 srsEi x6bz i .
- ui {bs2 rsyJtz i NI Nw/wj6 kji 4 WoExE/si x6gi 4, ckt0l w4W1N3i c3i x3i q8i 4 Z?mt4f5 WoExE/q8k5, jNs/4nsbsJ8N6gi 4 gn6t5t9i i x7ml jNs/oEJt5 NI Nw/6LQ5.

n6rtbsi q5 moZos3=1j 5

- moZos3=1u vtmpCJM5 yKi z i vtmJtQhE/q5 moZos3=1j 5 n6rtbsMsq8i q8i jNs/5 xg6g4n5Fxrjtk9l xg6g4n5 si 4yq5.
- vtmpCJM5 si 4yosoha1uJ5 moZos3=1u scsyEi x6bui 4 n6rtbsi x6gi 4.
- rai z A5 ui {bs2 rsyJtQymo6t9l i Q5, jNs/5 xg6g4n5Fxrjtk9l xg6g4n5 r4fgw8Nk5 bf/sJ8N6yhaJ5.

rNs/k5 wMQxDt5

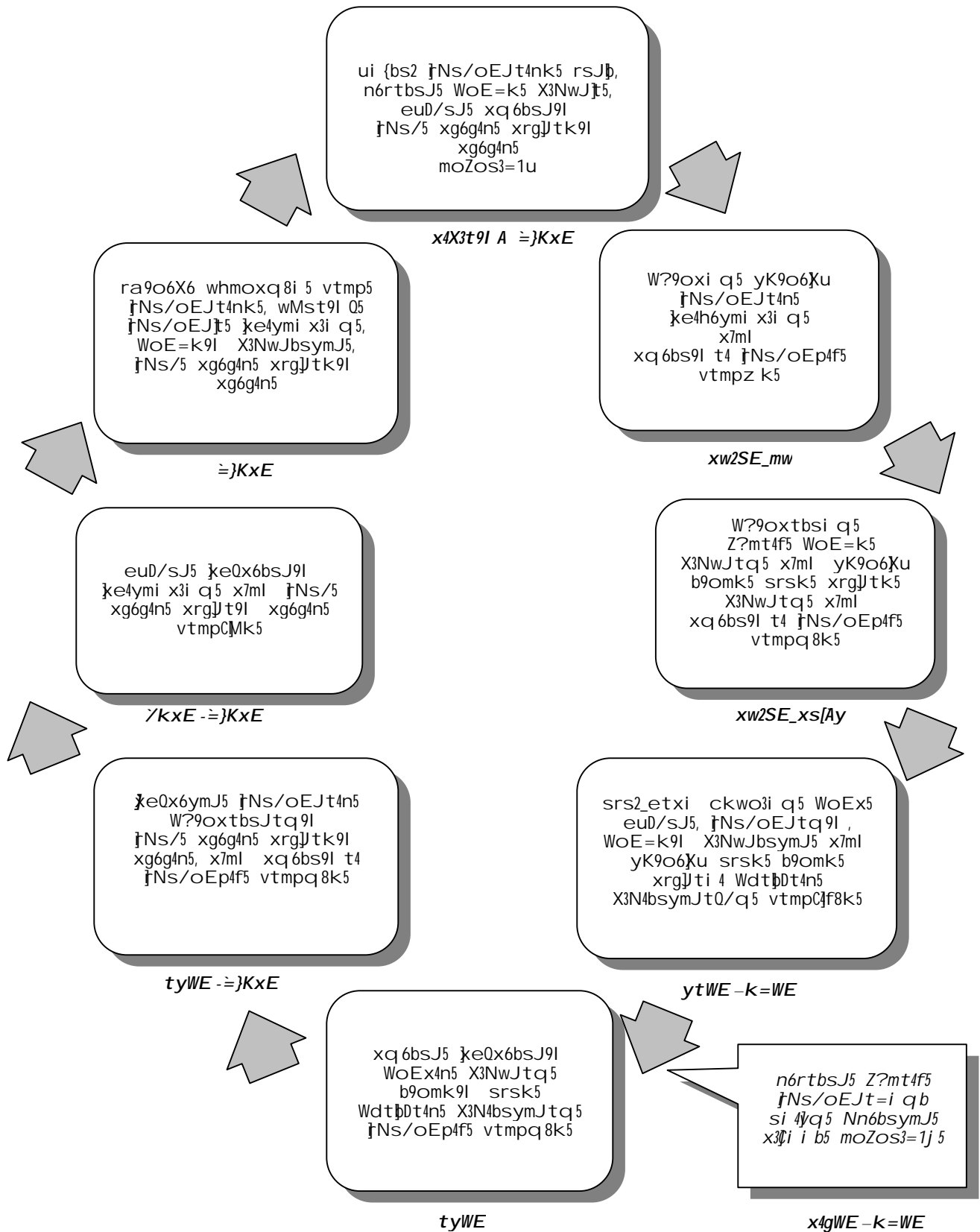
- xf8i z i jNs/5 wMQx6bsQxcHa1mb wMQxDt4n5 xq6bsQxcHaJ5 WoE=k5 xro6bsv8i Exo1k5 si 6yQxDbsJcZ 5.
- jNs/k5 wMQxDt5 xq6bsQxc3uJ5 moZos3=1u.
- jNs/k5 wMQxDt5 mfxah5 w7u4fz 9l t4 xro6bsQxp5, xtos6bsymJ5 vuyNj 5 yKi z A5 xro6bsQxc6g5 xrpJbsJ8N6g5 xgxZE/sJi 4 moQxc6Lt4 jNs/oEJt5 xSMbsJtqb moZi 4.

W?9o3i q8k5 si 4y5Fxy0p6X9oxi q8k5 si 4y5

- Z?mi nN=sJ5 bwmz i 5 si 4yc5bExc3mb jNs/oEJtqb ckwo3i q8i 4 jNs/oEp4f5 vtmpq8k5. mfi z jNs/oEJtqb xy0p6X9oxi q8i 4 s9l uj 5 trhA xroExoq8i 4 jNs/4n6bq8i l
- jNs/oEJt5 srsz who4yz 5 Z?mt4f5 WoE=q5 si 4yosExcc5b6g5 moZos3=1j 5.



WoExE/si x6g5 X3N4bsJtq5 †Ns/oEJt4n9l W?9oxtbsJtq5





BUDGET DEVELOPMENT PROCESS

INTRODUCTION

In general terms, the Main Estimates reflect the Government of Nunavut's plan of action for the upcoming fiscal year. Specifically, they represent all anticipated expenditures and all anticipated revenues for the fiscal year which commences April 1.

The Main Estimates seek appropriation authority for the fiscal year, which begins April 1. The Budget Address, presented by the Minister of Finance at the time of presentation of the Main Estimates, is an integral part of the total budget package. In addition, the departmental Business Plans are tabled in the Legislative Assembly.

Many individuals and organizations, both from within the government and from the public have been consulted during the planning and development stages of the budget process. However, the exact content of the Main Estimates is not public until tabled in the Legislative Assembly by the Minister of Finance. Traditionally, the budget presentation process prevents special interest advantages being obtained through advance information on government fiscal initiatives.

THIS BUDGET DEVELOPMENT PROCESS HAS SEVERAL PHASES:

- Business Plan Development
- Main Estimates/Capital Estimates Development
- Budget Address Development
- Presentation to the Legislative Assembly
- Supplementary Estimates
- Results Reporting / Variance Reporting

BUSINESS PLAN DEVELOPMENT

- The business planning process includes setting goals, developing strategies to achieve goals, and the establishment of targets and outcome measures.
- Departmental goals are linked to the Government's overall goals.
- Business plans focus on two areas of expenditure:
 - *Operations and Maintenance (O&M)*
 - *Capital*
- Departmental business plans are submitted to the Financial Management Board (FMB) for review and analysis.
- After FMB review, plans are referred to Standing Committees for review.

MAIN ESTIMATES/CAPITAL ESTIMATES DEVELOPMENT

- Departments are responsible for the development of their budgets with targets and guidelines established by FMB.
- Departmental information is merged into two separate documents by Finance and Administration to produce the Main Estimates/Capital Estimates.
- The FMB reviews the Main Estimates/Capital Estimates.
- FMB approves draft Main Estimates/draft Capital Estimates that are forwarded to Standing Committees.

BUDGET ADDRESS DEVELOPMENT

- Finance and Administration drafts the text of the address.
- The address outlines trends, anticipated developments, and government's action plan for the upcoming fiscal year.
- The address highlights new program initiatives, the impact of government activities, economic information, and fiscal details.

PRESENTATION TO THE LEGISLATIVE ASSEMBLY

- Standing Committees meet prior to the presentation of the Main Estimates/Capital Estimates. Committees review draft business plans and the proposed budget.
- Standing committees prepare a report to be presented to the Legislature.
- After the Budget Address, the Main Estimates/Capital Estimates are publicly released.

SUPPLEMENTARY ESTIMATES

- Supplementary Estimates are required to authorize increased departmental spending.
- Supplementary Estimates must be approved by the Legislature.
- Supplementary Estimates include all Special Warrants, which have been signed by the Commissioner to provide advanced spending authority for funding requirements that meet the criteria set out in the Financial Administration Act.

RESULTS REPORTING / VARIANCE REPORTING

- Departments are required to regularly report their fiscal situation to the FMB. This includes variance reports on a year-to-date basis for expenditures and revenues.
- At the end of the fiscal year departments are required to report to the Legislature.



BUSINESS PLANNING AND BUDGET DEVELOPMENT CYCLE

