

nNpoEp4f5  
WZMoEp4f9I



PUBLIC WORKS  
AND SERVICES

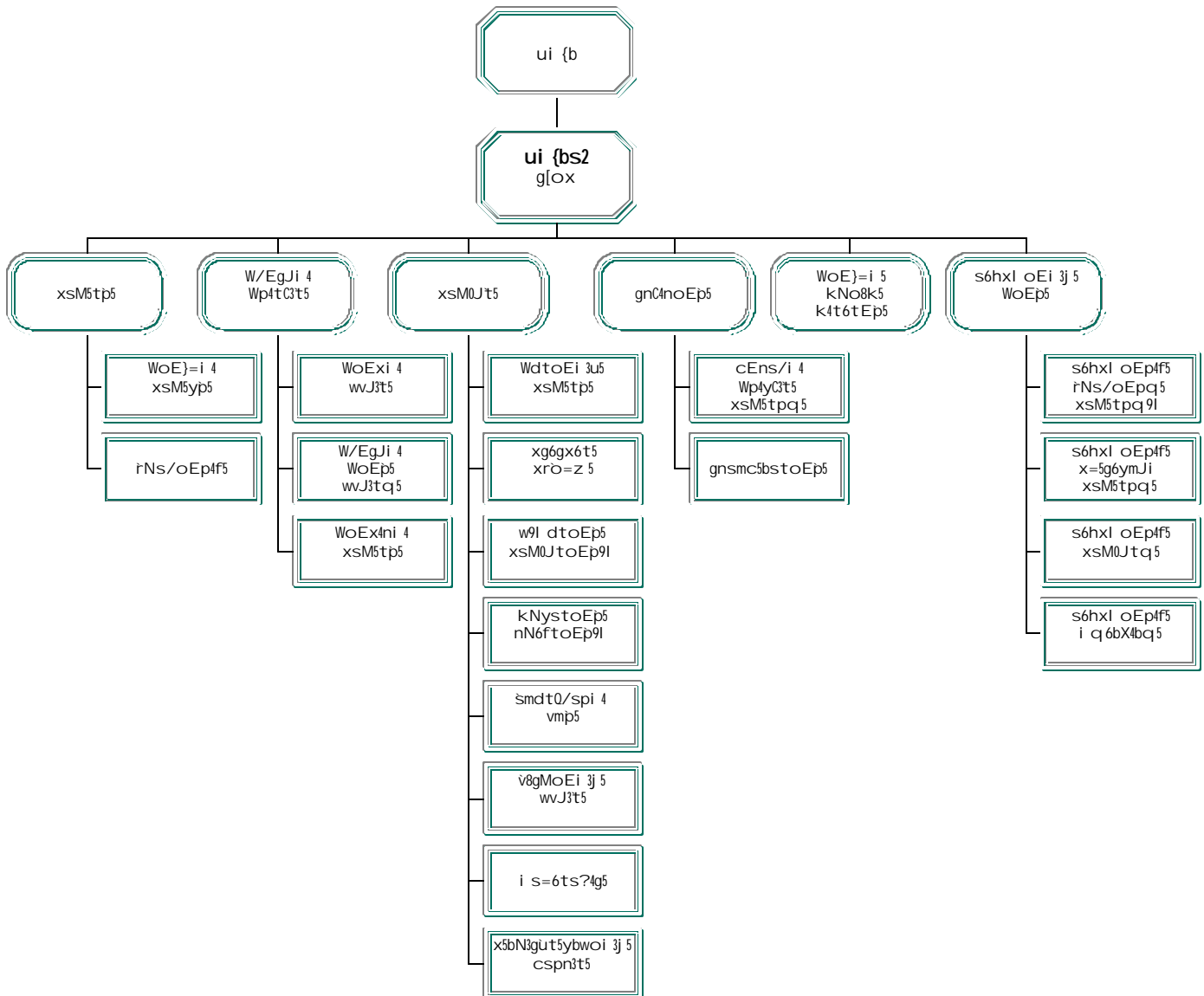
m] 5g6 p7n8  
ui {b

Qs5 Z8  
ui {bs2 g[oxb wvJ6tx

C{ j Cp4  
ui {bs2 g[ox

/wu XMt  
ui {bs2 g[oxb wvJ3tz

rNs/oE0Jyq5b NI Nw/3ymi q5



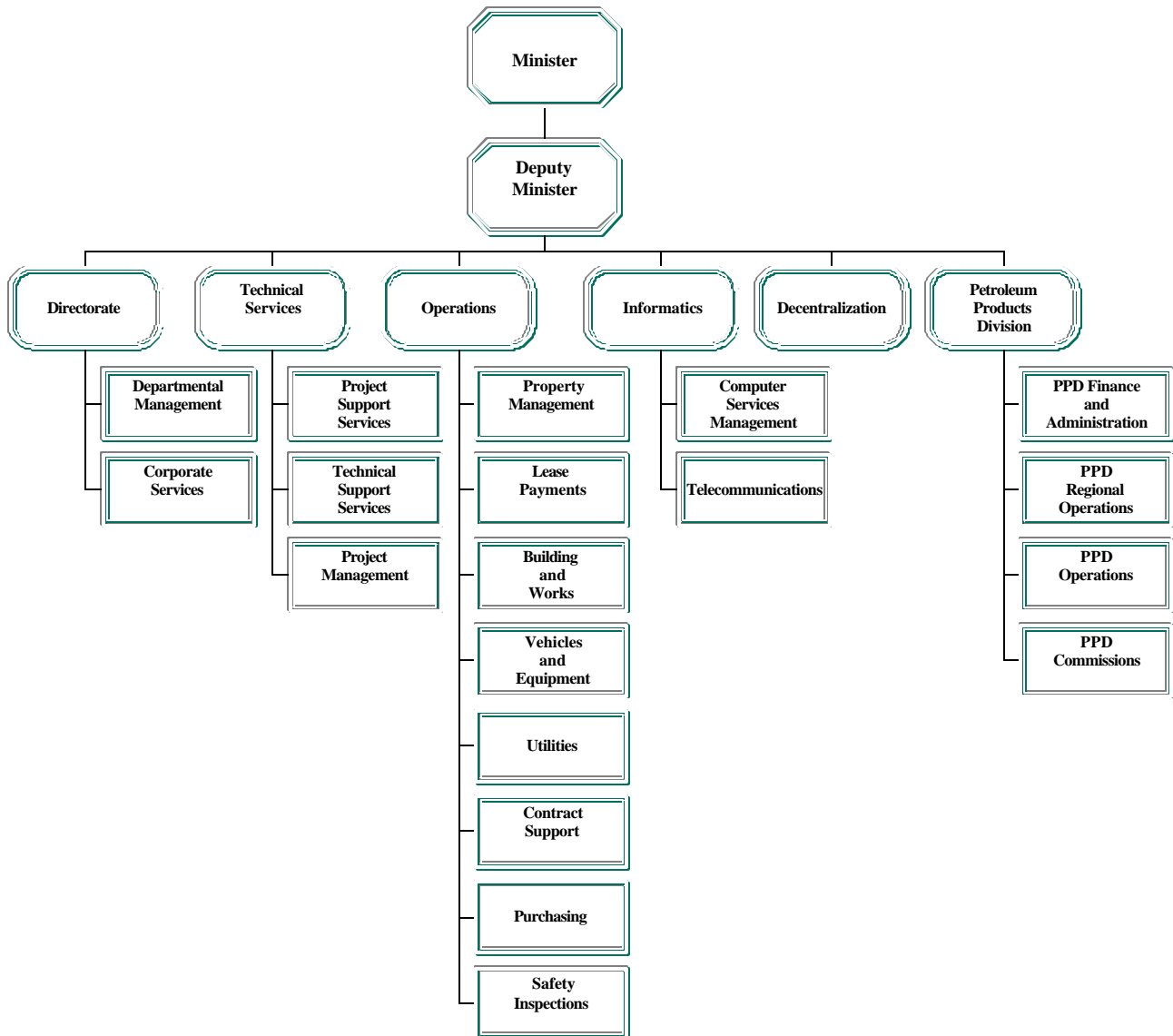
**Manitok Thompson**  
Minister

**Robert Gunn**  
Assistant Deputy Minister

**Ross Mrazek**  
Deputy Minister

**Jamie Flaherty**  
Assistant Deputy Minister

## ACCOUNTING STRUCTURE CHART



## W/5noxaymJ5

xg3i cChxDm9l b kNKu fNs/4nst4nw5 WD6X9oxtbsi q8k5 x7ml wkyE/sJK5 x[=xdN05  
X3Nsbs5tx6ymd9l Q5 nN/sJ4n5, nN6ftDdt4n5, vmQ/sJtq9l xSMbsJtq9l Z?mt4f5 Wdtqb  
bmgmi nw8N6 vmps5txChxDm9l b NmQ/sJi 4 vJyt5tpsJi 4 vmps=Q/5t8k5 wkdt5t8k5.

## gCZ4n5

- ◆ WoEctQl Q5 vmps=Q/K5 bwjn4 vJy5txD8N6gi 4 grDtcD8N3i x3mb X3Nw?9oxoQz b,  
WdtDdt4ni 4, vmJt4ni 4 xSMt5tJt4ni 4 nN6ftsi x6gi 4 WoExE/si x6gi 4.
- ◆ xSM5tpsl t4 kNK2 WdtQ/q8i 4 vJy5txA8Nd9l Q5 kNK2 Z?mz b X3NwJtQym/q5 mol Q5  
wl x3i 6nj 5.
- ◆ W?9oxt5tl t4, vJyt5tpsl t[l s0p6h6tsl t[l yK7j x4n6bsd/sJ5 xgxZE/sJ9l wvJ6nD]t5  
N7mN6y5txCl x3m] b vJytbsQxo1i 4 vmJ]t5, fNs/4nst4ni l WD6X9oxt5tNhx3l t4,  
fNs/4nsbsJ8N6g5 wkJbsJ9l xa7mt/sJ8N3i xmb.
- ◆ W}=4nc6tbs5txd9l Q5 vJy5txD8N3i x3mb, xr5gl x6bwod9l Q5 x?l Q/5t8k9l  
wl x3i 6nsd9l Q5 vmps=Q/5t8k5.
- ◆ W?9oxt5tpsl t4 kesmt5tpsl t4 w6vNw/6tcdti 4 wkdt5t8i 4 r[Z6g3i 6nsA8N3i x3mb  
kNKusi 4 x7ml w6vNw/6tcd]t5 Wsi 6nsd9l Q5 wMostym/sl t4 wkw5 cspm/gcq5  
wo6fygcq9l .

## MISSION

---

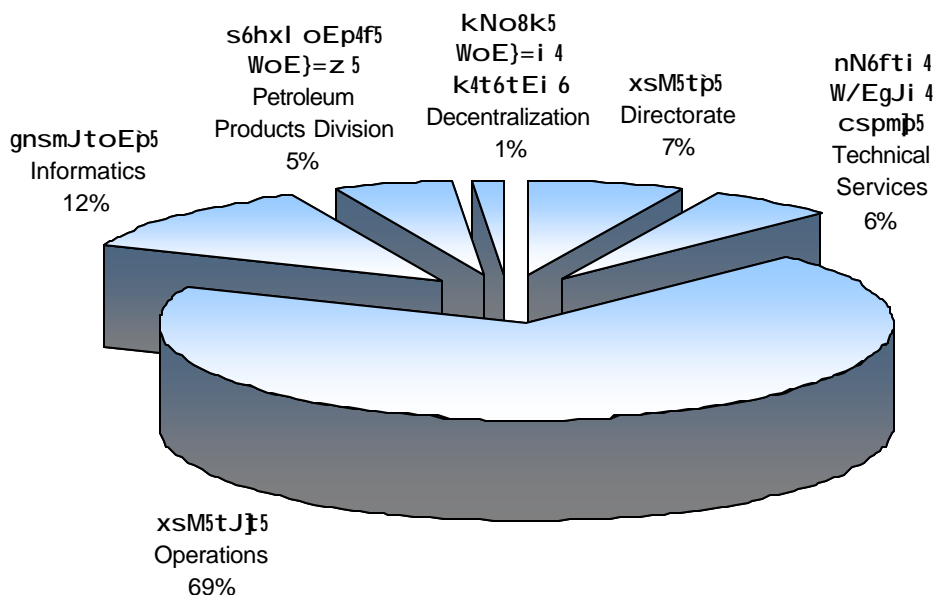
To contribute to Nunavut's economic growth and social well-being by ensuring effective planning, procurement, delivery and operation of government assets while providing services that satisfy the needs of our clients.

## GOALS

---

- ◆ Work with our clients to ensure that sustainable decisions are made during the planning, procurement, delivery and operation of infrastructure projects.
- ◆ Manage territorial assets effectively and efficiently to Nunavut's best strategic advantage.
- ◆ Develop, implement and monitor policies and procedures to support reliable service delivery, economic growth, prosperity and social well-being.
- ◆ Provide efficient, cost-effective and environmentally sound services to meet the needs of our clients.
- ◆ Develop and maintain a workforce that is representative of Nunavut's population and a work environment that incorporates Inuit Qaujimagatuqangit and culture.

## x=4g6ymi q5 xroExp5 DETAIL OF EXPENDITURES



	2001-2002 Main Estimates (\$000)	2000-2001 Revised Estimates (\$000)	2000-2001 Main Estimates (\$000)
<b>DESCRIPTION</b>			
Compensation and Benefits	15,339	15,379	16,308
Grants and Contributions	-	-	-
Travel and Transportation	1,958	1,571	1,636
Materials and Supplies	2,080	1,904	1,929
Purchased Services	4,154	2,921	1,350
Utilities	6,974	7,062	5,895
Contract Services	52,315	52,853	47,595
Fees & Payments	210	297	599
Other Expenses	3,297	4,753	4,475
<b>Total Operations and Maintenance</b>	<b>86,327</b>	<b>86,740</b>	<b>79,787</b>
<b>Total Capital</b>	<b>6,245</b>	<b>10,321</b>	<b>7,700</b>
<b>Total Expenditures</b>	<b>92,572</b>	<b>97,061</b>	<b>87,487</b>

### xSM5tp5

xSM5tpi wMostymJ5 ui {bs2 g[oxb x[M[=x x7ml tudtzi4 vmppsJ5 fNs/oEp5  
 xz J6y4f=xi . kNosctQ=sJi , xz J6y4f=z i wMost/sym1uJ5 kNp5 x=4g6ymi q8i  
 xz J6yc3=sJ5, fNs/oEpq9l WoE=q8i l xSM5tp5. xSM5tp5 vmpps1mb xz J6y4f=q8i 4  
 xSM5tps9l t4 Z?mt4fz J5, scsJwps9l t[l, wvJ6n6tsJ5, X3NwpsJ5 vJyt5tps9l t[l  
 w6vNw/6toEJti 4, fNs/oEJti 4 x7ml WoE=q8i yK7j x4n6bsQxo1i 4 xgxZE/sJi 4  
 Z?mt4f8k5. x7ml 5bs6, Z?mt4f5 tudtq8i 4 yK9o6h6ts9l t4 ttCdtq8i 4 xSM5tps9l t4  
 WoExq8i 4 yK7j x4n6bsQxo1i 4 W?9oxt5tps9l t4 vJyt5tps9l t[l .

## DIRECTORATE

The Directorate includes the Deputy Minister's Office and the Corporate Services Division at headquarters level. In the regions, the Directorate includes the Regional Director, and the Finance and Administration Services section. The Directorate is responsible for the senior management of the Department, as well as advice, assistance, planning and implementation of human resources, finance and policy functions of the department. In addition, it provides corporate (government-wide) leadership in records management policy and procedures development and implementation.

		2001-2002 fNs/5 xg6g4n5 <b>Main Estimates (\$000)</b>	2000-2001 x6rQx3ymJ5 x3i i b5 Revised Estimates (\$000)	2000-2001 fNs/5 x3i i b5 Main Estimates (\$000)
rhj 7mz 5	<b>DESCRIPTION</b>			
w6vNw/6tk5 xrosyx5	Compensation and Benefits	2,892	2,871	2,928
gi syx5 x7ml wvlyx5	Grants and Contributions	-	-	-
i sDc5bDf5 wqCJf9l	Travel and Transportation	405	294	322
x9M}=oE0Jt5 hN4fb9l	Materials and Supplies	128	130	130
i s=6bsJi 4 vmppDf5	Purchased Services	2,185	1,851	194
f7m6ftcDf5	Utilities	-	-	-
y8g4tbsJi 4 vmppDf5	Contract Services	658	539	619
xroExp5 xro6h9l	Fees & Payments	40	78	79
xyq5 xroExo5	Other Expenses	-	113	45
vt9l Q5 xSM5tJf5	<b>Total Operations and Maintenance</b>	<b>6,308</b>	<b>5,876</b>	<b>4,317</b>
vt9l Q5 xrgJtk5	<b>Total Capital</b>	-	-	-
vt9l Q5 xroExp5	<b>Total Expenditures</b>	<b>6,308</b>	<b>5,876</b>	<b>4,317</b>

## nN6fti 4 cspmp5

nN6fti 4 cspmp5 X3NwpsJ5 xsMbsJt4ni |l ke4hwps9l t4 WoE=sJk5 xsMbsi Ei x6bqi 4 Z?mt4f5 nN=q8i nN/sc5b6gi r[Z6g6Lt4 xyq8i 4 Z?t4fz Ji 4. wvJc5b3uJ5bs6 vmpe=0/ui 4 NI Nw/wps9l t4 bsKz fpJu4 sx5tx0i x6gu xrgJti 4 WdtE/s0xc3i x6gi 4 xsMbsJt4ni | nN6ft3Jxk5 xgxZos6ts?4Lt4, W?9ost5tpsJ5 kNK5 Z?mojz i nN6ftc3=s0xc6g5 moZ4nq8i 4 xqJti nN=i WoE=sJi |.

## TECHNICAL SERVICES

The Technical Services Branch provides planning and design management services for government projects carried out on behalf of client departments. The Branch assists clients in identifying their long-term capital requirements and operational guidelines, and develops government-wide technical standards for infrastructure.

		2001-2002 fNs/5 xg6g4n5 <b>Main Estimates (\$000)</b>	2000-2001 x6rQx3ymJ5 x3i i b5 Revised Estimates (\$000)	2000-2001 fNs/5 x3i i b5 Main Estimates (\$000)
rhj 7mz 5	<b>DESCRIPTION</b>			
w6vNw/6tk5 xrosyx5	Compensation and Benefits	<b>3,703</b>	3,777	4,801
gi syx5 x7ml wvJyx5	Grants and Contributions	-	-	-
i sDc5bD}5 wqCJ}9l	Travel and Transportation	<b>414</b>	206	255
x9M}=oE0Jt5 hN4fb9l	Materials and Supplies	<b>92</b>	70	113
i s=6bsJi 4 vmpeD}5	Purchased Services	<b>45</b>	71	123
57m6ftcD}5	Utilities	-	-	-
y8g}4tbsJi 4 vmpeD}5	Contract Services	-	278	8
xroExp5 xro6h}9l	Fees & Payments	<b>45</b>	80	66
xyq5 xroEx05	Other Expenses	-	84	83
vt9l Q5 xsM5tJ}5	<b>Total Operations and Maintenance</b>	<b>4,299</b>	<b>4,566</b>	<b>5,449</b>
vt9l Q5 xrgJtk5	<b>Total Capital</b>	<b>1,080</b>	-	-
vt9l Q5 xroExp5	<b>Total Expenditures</b>	<b>5,379</b>	<b>4,566</b>	<b>5,449</b>



## xSM0Jt5

xSM5tpsJ5 kNK5 Z?mz b Wdtqb Nnym/sJtq8i 4 N1ui E/q8i 4 xg6gx6bq8i l w[l 3Jxi 4 xg6bsi Ei x6bq8i l nN=c3=5 wko6hwps9l t4. euD0x6g6t5tpsc5b6Lt4 cspnEx6g6t5tpsc5b6Lt4 w[l dtq8i 4 nN=i 4 moZw5 xgx6L05 mo4bs5txCl x3mž b s0p6h6ts9l t4 h9l oEJt5 sx/oEJt9l moZq5 nNpk5 mo4bs0xcc5b6g5 xgx6bs5txCl x3mž b. i s=6tsl t4 hN4f9i 4 xSM5tpsl t[l s6fusk5 sux3Jxt9i x6gi 4 kNK2 Z?mz i usk5 i s=6bsJi 4. sc9MctQMs3l Q5 vmps=0c5b6bt4, kNKu N1ui c6gi 4 wvJtk5 g66bsd/symJ5 6yK7j x4n6bs0xp5H, W?9oxt5tpsl t4 y8g4t5tJt5 xgxZq8i 4 moZq8i l ; y8g4t5tJt5 xgxZq8i 4 scsJtpsl t4 kNK2 Z?mz i usohk5.

## OPERATIONS

The Operations Branch manages the Government of Nunavut's inventory of owned and leased facilities and the allocation of space. It conducts inspections and reviews of existing and planned facilities to ensure compliance with mechanical/electrical codes and standards. The Operations Branch also purchases goods and administers the Eastern Arctic Sealift on behalf of the Government of Nunavut. In addition, the Branch develops, implements and monitors contracting policy and procedures in consultation with clients, including the Nunavummi Nangminiaqatunik Ikajuuti (Policy), as well as develops contracting guidelines and procedures, and provides contracting advice (government-wide).

		2001-2002 fNs/5 xg6g4n5 <b>Main Estimates (\$000)</b>	2000-2001 x6r0x3ymJ5 x3i i b5 Revised Estimates (\$000)	2000-2001 fNs/5 x3i i b5 Main Estimates (\$000)
rhj 7mz 5	<b>DESCRIPTION</b>			
w6vNw/6tk5 xrosyx5	Compensation and Benefits	5,170	4,940	4,788
gi syx5 x7ml wvJyx5	Grants and Contributions	-	-	-
i sDc5bDt5 wqCJt9l	Travel and Transportation	698	599	587
x9M}=oE0Jt5 hN4fb9l	Materials and Supplies	1,641	1,606	1,588
i s=6bsJi 4 vmpcDt5	Purchased Services	1,142	152	137
š7m6ftcDt5	Utilities	6,974	7,062	5,895
y8g4tbsJi 4 vmpCDt5	Contract Services	47,550	49,353	44,285
xroExp5 xro6h9l	Fees & Payments	76	90	405
xyq5 xroExò5	Other Expenses	93	256	47
vt9l Q5 xSM5tJt5	<b>Total Operations and Maintenance</b>	<b>63,344</b>	<b>64,058</b>	<b>57,732</b>
vt9l Q5 xrgJtk5	<b>Total Capital</b>	-	-	-
vt9l Q5 xroExp5	<b>Total Expenditures</b>	<b>63,344</b>	<b>64,058</b>	<b>57,732</b>

## gnsmc5bstoEp5

gnsmt5t5 ke4hwpsc5b6g5 bmw8kojh6 gn6bs0xp5 vm0/s5txCl x3mz b gn3N6goEp9l  
 nN6ftq5 Wbc5txD8Nd9l Q5 Z?mt4fz Jojh cspmc5bstJ5 gnsmc5bstJ5, xg6bsJtq9l  
 ttC6bq9l .

## INFORMATICS

The Informatics Branch provides coordinated information technology services across all of the Government of Nunavut's departments by installing, managing and safeguarding each department's informatics networks, applications and data.

		2001-2002 fNs/5 xg6g4n5 <b>Main Estimates (\$000)</b>	2000-2001 x6rQx3ymJ5 x3i i b5 Revised Estimates (\$000)	2000-2001 fNs/5 x3i i b5 Main Estimates (\$000)
rhj 7mz 5	<b>DESCRIPTION</b>			
w6vNw/6tk5 xrosyx5	Compensation and Benefits	<b>3,574</b>	3,791	3,791
gi syx5 x7ml wvlyx5	Grants and Contributions	-	-	-
i sDc5bd5 wqCJ5	Travel and Transportation	<b>441</b>	456	456
x9M}=oE0J5 hN4fb9l	Materials and Supplies	<b>98</b>	98	98
i s=6bsJi 4 vmpcD5	Purchased Services	<b>49</b>	49	98
57m6ftcD5	Utilities	-	-	-
y8g4tbsJi 4 vmpcD5	Contract Services	<b>4,107</b>	2,575	2,575
xroExp5 xro6h9l	Fees & Payments	<b>49</b>	49	49
xyq5 xroEx05	Other Expenses	<b>2,858</b>	3,022	3,022
vt9l Q5 xSM5tJ5	<b>Total Operations and Maintenance</b>	<b>11,176</b>	<b>10,040</b>	<b>10,089</b>
vt9l Q5 xrgJtk5	<b>Total Capital</b>	-	-	-
vt9l Q5 xroExp5	<b>Total Expenditures</b>	<b>11,176</b>	<b>10,040</b>	<b>10,089</b>

## WoE}=5 kNo8k5 k4t6bsi q5

nNpoEp4f5 WZMoEp4f9l , sc9Mct0?4L05 kNo1k5 WoE=i 4 k4t6y?9ox5t5t5 x[M]=x w6vNw/6toEp4f9l , vmps1mb nN6ft3Jxui 4 nN=i l Wbc6t5tps9l t4 kNK2 Z?mz b WQxoq8i 4 kNo1k6bs?9oxJi . bm4fx WQxc6bsc5b6g5 x[M]=cd9l 05 w6vNw/6t9l w[l 4nq5 hN4fb4nq5, x[M]=1i l nN6ft5 gnsmt5tJti 4 Wbc6t5tps9l t4. x7ml , nNpoEp4f5 WZMoEp4f9l xsM5tps1uJ5 k4t6yJti 4 Z?mt4fz Ji 4 kNo1k5, wMost9l 05 x[M]=5 hN4fbq5 nN6ft9l .

## DECENTRALIZATION

The Department of Public Works and Services, in consultation with the Decentralization Secretariat and the Department of Human Resources, is responsible for the infrastructure required to support the Government of Nunavut's decentralization initiative. This involves ensuring that requirements for office and staff housing accommodation and furnishings, as well as information technology systems, are met. In addition, Public Works and Services is coordinating the relocation of departments to decentralized communities, including the move and shipment of office furnishings and equipment.

		2001-2002 fNs/5 xg6g4n5 <b>Main Estimates</b> (\$000)	2000-2001 x6r0x3ymJ5 x3i i b5 Revised Estimates (\$000)	2000-2001 fNs/5 x3i i b5 Main Estimates (\$000)
rhj 7mz 5	<b>DESCRIPTION</b>			
w6vNw/6tk5 xrosyx5	Compensation and Benefits	-	-	-
gi syx5 x7ml wvlyx5	Grants and Contributions	-	-	-
i sDc5bDti5 wqCJti9l	Travel and Transportation	-	16	16
x9M}=oE0Jti5 hN4fb9l	Materials and Supplies	121	-	-
i s=6bsJi 4 vmpcDti5	Purchased Services	733	798	798
57m6ftcDti5	Utilities	-	-	-
y8g4tbsJi 4 vmpcDti5	Contract Services	-	108	108
xroExp5 xro6h9l	Fees & Payments	-	-	-
xyq5 xroExo5	Other Expenses	346	1,278	1,278
vt9l 05 xsM5tJti5	<b>Total Operations and Maintenance</b>	<b>1,200</b>	<b>2,200</b>	<b>2,200</b>
vt9l 05 xrgJtk5	<b>Total Capital</b>	-	-	-
vt9l 05 xroExp5	<b>Total Expenditures</b>	<b>1,200</b>	<b>2,200</b>	<b>2,200</b>

s6hxl oEp5 WoE}=x

b4fx5bs6 vmpls1uJ5 i s=6ts9l t4, syv6b6ts9l t4, y3l xc6t5tps9l t4 gi s6vwps9l t4  
 s3hxl 1i 4 kNo1usk5 kNKu s3hsl oEpcq5gi 4 N1ui 6 WNhxZo1i 4. s3hsl c6t5tp5  
 y3l xcs3uJ5 c5bs/3Jxi 4 gi /sc6bi x3mb N7mN6yms3l t4, vJy5txq8N3l t4 x7ml x?l 5t8k5  
 vmJbs5txD8Nd9l 05.

PETROLEUM PRODUCTS DIVISION

This Branch acquires, transports, stores and distributes petroleum products to those communities in Nunavut that are not serviced by the private sector. The Branch ensures that petroleum products are stored and distributed in an effective, efficient and environmentally responsible manner.

		2001-2002 †Ns/5 xg6g4n5 <b>Main Estimates (\$000)</b>	2000-2001 x6r0x3ymJ5 x3i i b5 Revised Estimates (\$000)	2000-2001 †Ns/5 x3i i b5 Main Estimates (\$000)
rhj 7mz 5	<b>DESCRIPTION</b>			
w6vNw/6tk5 xrosyx5	Compensation and Benefits	-	-	-
gi syx5 x7ml wvJyx5	Grants and Contributions	-	-	-
i sDc5bd†5 wqCJ†9l	Travel and Transportation	-	-	-
x9M}=oE0J†5 hN4fb9l	Materials and Supplies	-	-	-
i s=6bsJi 4 vmpcD†5	Purchased Services	-	-	-
‡7m6ftcD†5	Utilities	-	-	-
†8g†4tbsJi 4 vmpCD†5	Contract Services	-	-	-
xroExp5 xro6h†9l	Fees & Payments	-	-	-
xyq5 xroExò5	Other Expenses	-	-	-
vt9l 05 xSM5tJ†5	<b>Total Operations and Maintenance</b>	-	-	-
vt9l 05 xrgJ†tk5	<b>Total Capital</b>	<b>5,165</b>	<b>10,321</b>	<b>7,700</b>
vt9l 05 xroExp5	<b>Total Expenditures</b>	<b>5,165</b>	<b>10,321</b>	<b>7,700</b>

xy0p3b6g6 s6hxl oEp5 rNs/dtc3=z

rNs/c3=sJ6 xrgJtk5 gCz ?4g6 rNs/c3tbsd9l Q5 Wdt5 Nn3bs?1i q8k5, rNs/3baQxò5 x7m xSM0Jt5 xro3bsQxc3i q8k5. xSM0Jt5 xro3bsQxò5 st6X4g5 xr5noxa?4g5 x6r5bs?8i q8k5 xSMi z Noj w8Nd9l A.

PETROLEUM PRODUCTS REVOLVING FUND

The fund provides working capital to finance inventory, accounts receivable and operating expenses. Operating expenses are recovered through the price structure to achieve a break-even operation.

		2001-2002 rNs/5 xg6g4n5 Main Estimates (\$000)	2000-2001 x6r0x3ymJ5 x3i i b5 Revised Estimates (\$000)	2000-2001 rNs/5 x3i i b5 Main Estimates (\$000)
x103bsymJ5 r[oq5	<b>Authorized Limit</b>	<b>60,000</b>	60,000	60,000
xSMbsi f5 cNwi 10	<b>Operating Results</b>			
rNs/n8i 6	<b>Income</b>			
i s=x4nui 5 tA/q5 Gbyi 4t9l Q5H	Sales Income (after taxes)	<b>82,218</b>	77,058	44,355
vt9l Q5 rNs/n8i 6	<b>Total Income</b>	<b>82,218</b>	77,058	44,355
xroExc3g5	<b>Expenditures</b>			
w6vNw/6tk5 xrosyx5	Salaries	<b>2,201</b>	1,951	1,951
xy10 xesm0Jt5	Other Operations and	<b>11,765</b>	11,611	11,441
xSM5tJt9l	Maintenance			
xr10 i s=x4nqb	Cost of Goods Sold	<b>63,570</b>	62,437	31,878
xro4nw5 d/N6bsJ5	Write Downs	<b>1,173</b>	1,833	810
vt9l Q5 xroExp5	<b>Total Expenditures</b>	<b>78,709</b>	<b>77,832</b>	<b>46,080</b>
xux4f5 Gvb1] 9l H	<b>Surplus (Deficit)</b>	<b>3,509</b>	<b>(774)</b>	<b>(1,725)</b>

xy0p3b6g6 Z?m4f5 y3l xq5b rNs/dtc3=z

xy0p3b6g6 Z?m4f5 y3l xq5b rNs/dtc3=z x6r5bsi fJ5 xrgJttA5 rNs/c3tbsd9l Q5 xbs5yu  
y3l xc3i 4f5 x0pQi 4 Wdti 4 Nn3ymJdtc3i x3z b.

PUBLIC STORES REVOLVING FUND

Public Stores Revolving Fund was established to provide working capital to finance central warehousing of standard supply inventories.

		2001-2002 rNs/5 xg6g4n5 Main Estimates (\$000)	2000-2001 x6r0x3ymJ5 x3i i b5 Revised Estimates (\$000)	2000-2001 rNs/5 x3i i b5 Main Estimates (\$000)
xsm0Jt5 r9oq5 wcl w5	<b>Operating Limit</b> lqaluit	400	400	400
xsm5tJt5 ckwo3mz b	<b>Operating Results</b>			
vt9l Q5 i s=34b5 wcl w5	<b>Net Purchases</b> lqaluit	400	238	400
rNs/3b5 xroExo5 xroMs3t9l Q5 wcl w5	<b>Net Issues</b> lqaluit	400	125	400

WoExc3i 6 xyu8i 4 r[Z3gw9l t4  
 DETAIL OF WORK PERFORMED ON BEHALF OF THIRD PARTIES

	2001-2002 †Ns/5 xg6g4n5 Main Estimates (\$000)	2000-2001 x6r0x3ymJ5 x3i i b5 Revised Estimates (\$000)	2000-2001 †Ns/5 x3i i b5 Main Estimates (\$000)
kNK5 yM4gn3=z 5 grysmctQi 4f5 xqctQAtz A5 kNK5 yM4gn3=z 5, WdtoEp4f5 WoE}=z 5 nNc5b3g5 x6r0xc3gomi 4 yM4gn3=s2 w9l dtq8i 4. xrosts?4g5 WoE}=t8k5 r[Zg6gQ5 yM4gn3=7us5 st6tbs?4g5 xrötZ o3LQ5 x6r5bsymJ5 mo4gQ5.	900	900	900
<b>Nunavut Arctic College</b> Through a memorandum of agreement with Nunavut Arctic College, the Department of Public Works and Services provides maintenance services on all college program facilities. Costs incurred by the department on behalf of the college are recovered through the charge-back arrangement.			
wo8i x3goEp3Jx5 vtmpq5 _ r?9o6Fet3us5 grysmctQ8i 4f5 xqctQAtz A5 wo8i x6goEp7mE5 vtmpq5, WdtoEp4f5 WoE}=z 5 nNc5b3g5 w9l dtq8i 4. xrosts?4g5 WoE}=t8k5 r[Zg6gQ5 yM4gn3=7us5 st6tbs?4g5 xrötZ o3LQ5 x6r5bsymJ5 mo4gQ5. †8N xqDt who8i x6g6 @)!_)@_u †4fx won6toEp3Jx4f5 k6v6tbsMs3mb.	-	600	600
<b>Divisional Education Boards - Kivalliq / Kitikmeot</b> Through a memorandum of agreement with the Divisional Education Boards, the Department of Public Works and Services provides maintenance services for its buildings. Costs incurred by the Department on behalf of the Boards are recovered through the charge-back arrangement. This agreement will terminate in fiscal year 2001-02, as the Divisional Education Boards have been dissolved.			
vt9l Q5 WoE}=sJK5 <b>Total Department</b>	<b>900</b>	<b>1,500</b>	<b>1,500</b>

x=5g3ymi q5 ñNs/5 xg6g4n5  
DISTRIBUTION OF BUDGET

	xz J6yv3=4 Headquarters (\$000)	er3pl 4 Qikiqtaaluk (\$000)	r?9o6 Kivalliq (\$000)	et3us5 Kitikmeot (\$000)
w6vNw/6tk5 xrosyx5 Compensation and Benefits	8,114	2,712	2,572	1,941
gi syx5 x7ml wvlyx5 Grants and Contributions	-	-	-	-
i sDc5bD]5 wqCJ]9l Travel and Transportation	985	353	344	276
x9M}=oE0J]5 hN4fb9l Materials and Supplies	450	229	1,208	193
i s=6bsJi 4 vmpcD]5 Purchased Services	3,982	37	86	49
§7m6ftcD]5 Utilities	-	4,348	1,495	1,131
y8g]4tbsJi 4 vmpcD]5 Contract Services	37,321	3,937	6,523	4,534
xroExp]5 x7ml xro6h]5 Fees & Payments	114	37	34	25
xyq5 xroExò5 Other Expenses	3,297	-	-	-
<b>vt9l Q5 xSM5tJ]5 ]esmt5tJ]9l Total Operations and Maintenance</b>	<b>54,263</b>	<b>11,653</b>	<b>12,262</b>	<b>8,149</b>
<b>vt9l Q5 xrg]tk5 Total Capital</b>	<b>455</b>	<b>3,945</b>	<b>1,120</b>	<b>725</b>
<b>vt9l Q5 xroExoo]n5 Total Expenditures</b>	<b>54,718</b>	<b>15,598</b>	<b>13,382</b>	<b>8,874</b>