

ᑲᓐᑲᓕᑲᓐᓇᑲᑦ



**PUBLIC WORKS
AND SERVICES**

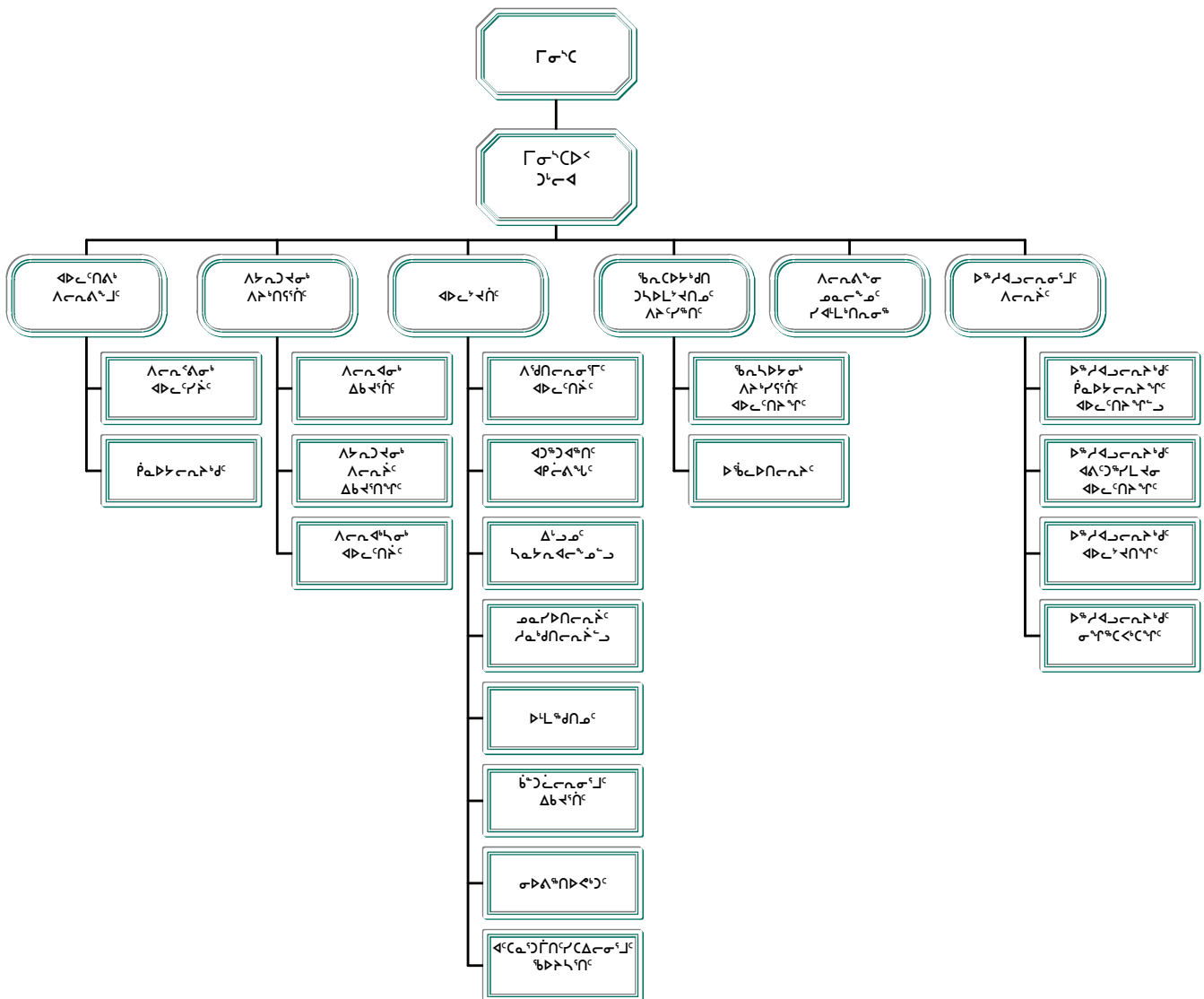
ገጠላ ግብርና
 ሚኒስቴር

የግብርና ሚኒስቴር
 ግብርና ልማት ሚኒስቴር

የግብርና ሚኒስቴር
 ግብርና ልማት ሚኒስቴር

የግብርና ሚኒስቴር
 ግብርና ልማት ሚኒስቴር

የግብርና ልማት ሚኒስቴር ልማት ሚኒስቴር



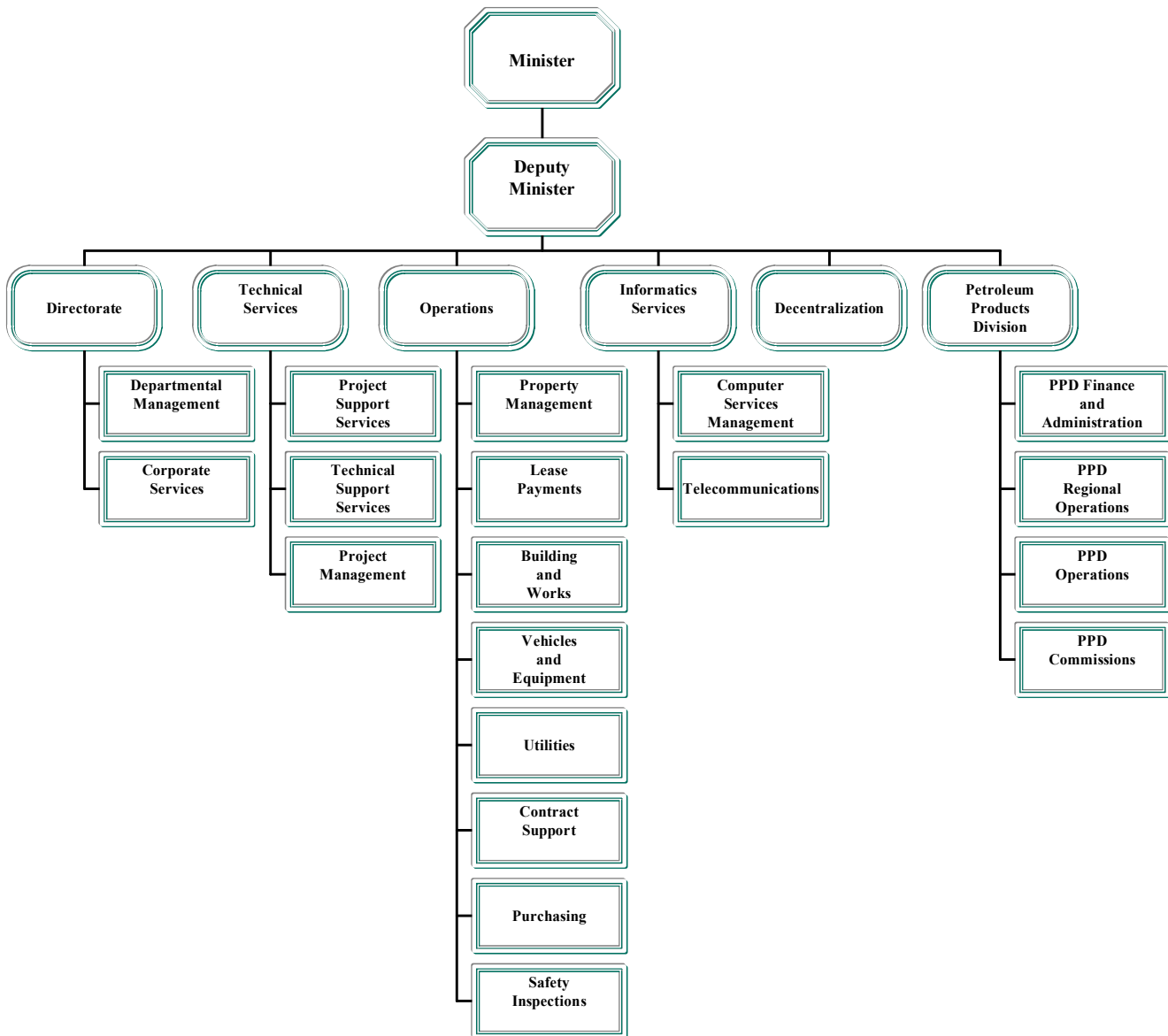
Peter Kattuk
 Minister

Robert Gunn
 Assistant Deputy Minister

Ross Mrazek
 Deputy Minister

Jamie Flaherty
 Assistant Deputy Minister

ACCOUNTING STRUCTURE CHART



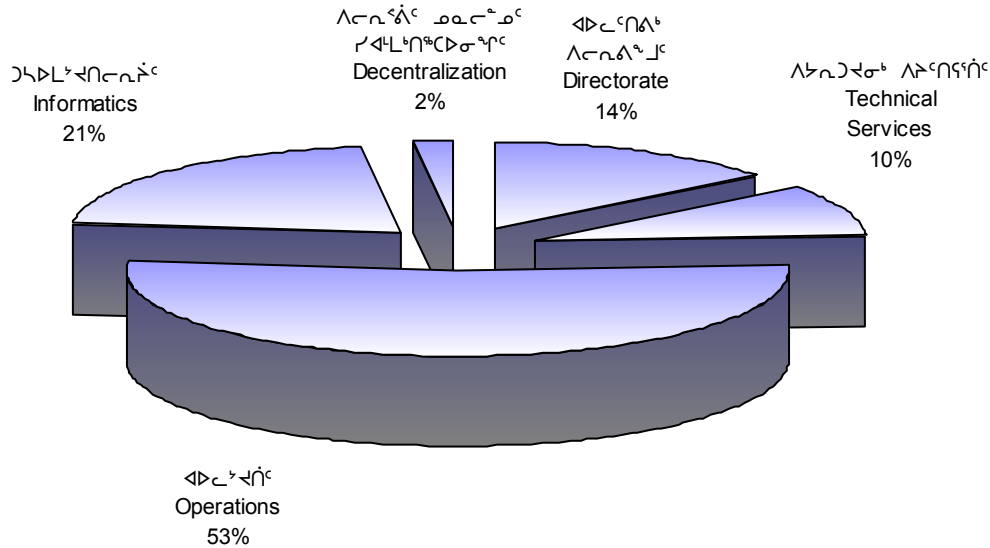
MISSION

Contribute to Nunavut's economic growth and social well being by ensuring effective planning, procurement, delivery and operation of government assets while providing services that satisfy the needs of our clients.

GOALS

- ◆ Work with our clients to ensure that sustainable decisions are made during the planning, procurement, delivery and operation of infrastructure projects.
- ◆ Manage territorial assets effectively and efficiently to Nunavut's best strategic advantage.
- ◆ Develop, implement and monitor policies and procedures to support reliable service delivery, economic growth, prosperity and social well-being.
- ◆ Provide efficient, cost-effective and environmentally sound services to meet the needs of our clients.
- ◆ Develop and maintain a workforce that is representative of Nunavut's population and a work environment that incorporates Inuit Qaujimajatuqangit and culture.

ግብርና ልማት ሚኒስቴር ፊደላዊ ልማት
DETAIL OF EXPENDITURES



| ፊደላዊ ልማት DESCRIPTION | 2002-2003 | 2001-2002 | 2001-2002 |
|--|---------------------------------------|--|---------------------------------------|
| | ፊደላዊ ልማት Main Estimates (\$000) | ግብርና ልማት Revised Estimates (\$000) | ፊደላዊ ልማት Main Estimates (\$000) |
| ግብርና ልማት ልማት ልማት Compensation and Benefits | 17,206 | 16,362 | 14,918 |
| ግብርና ልማት ልማት ልማት Grants and Contributions | - | - | - |
| ግብርና ልማት ልማት ልማት Travel and Transportation | 1,849 | 2,071 | 1,900 |
| ግብርና ልማት ልማት ልማት Materials and Supplies | 1,973 | 2,008 | 1,929 |
| ግብርና ልማት ልማት ልማት Purchased Services | 7,433 | 7,688 | 4,106 |
| ግብርና ልማት ልማት ልማት Utilities | 6,304 | 6,349 | 4,999 |
| ግብርና ልማት ልማት ልማት Contract Services | 20,769 | 20,906 | 24,079 |
| ግብርና ልማት ልማት ልማት Fees and Payments | 424 | 283 | 204 |
| ግብርና ልማት ልማት ልማት Other Expenses | 2,962 | 3,012 | 3,232 |
| ግብርና ልማት ልማት ልማት Total Operations & Maintenance | 58,920 | 58,679 | 55,367 |
| ግብርና ልማት ልማት ልማት Total Capital | 6,320 | 9,415 | 6,245 |
| ግብርና ልማት ልማት ልማት Total Expenditures | 65,240 | 68,094 | 61,612 |

ፕትሮል ምርት ለጎረቤታችን

ርክርብ ለማድረግ የሚያስፈልጉትን ፕትሮል ምርት ለጎረቤታችን ለማድረግ ማድረግ ይቻላል። ፕትሮል ምርት ለጎረቤታችን ለማድረግ ማድረግ ይቻላል። ፕትሮል ምርት ለጎረቤታችን ለማድረግ ማድረግ ይቻላል።

PETROLEUM PRODUCTS DIVISION

This Branch acquires, transports, stores and distributes petroleum products to those communities in Nunavut that are not serviced by the private sector. The Branch ensures that petroleum products are stored and distributed in an effective, efficient and environmentally responsible manner.

| | | 2002-2003 ፕላን ግምት Main Estimates (\$000) | 2001-2002 ተሻሻሎች Revised Estimates (\$000) | 2001-2002 ፕላን Main Estimates (\$000) |
|-------------------------------|---|---|---|--|
| ፕትሮል ምርት | DESCRIPTION | | | |
| አጠቃላይ ለጎረቤታችን ለማድረግ | Compensation and Benefits | - | - | - |
| ጋራ ምርት ለጎረቤታችን ለማድረግ | Grants and Contributions | - | - | - |
| መገኛ ምርት ለጎረቤታችን ለማድረግ | Travel and Transportation | - | - | - |
| ላይኒያር ምርት ለጎረቤታችን ለማድረግ | Materials and Supplies | - | - | - |
| መጠቀሚያ ምርት ለጎረቤታችን ለማድረግ | Purchased Services | - | - | - |
| ፎካል ምርት ለጎረቤታችን ለማድረግ | Utilities | - | - | - |
| ኮንትራት ምርት ለጎረቤታችን ለማድረግ | Contract Services | - | - | - |
| ገንዘብ ምርት ለጎረቤታችን ለማድረግ | Fees and Payments | - | - | - |
| ሌሎች ምርት ለጎረቤታችን ለማድረግ | Other Expenses | - | - | - |
| ጠቅላይ ምርት ለጎረቤታችን ለማድረግ | Total Operations & Maintenance | - | - | - |
| ጠቅላይ ምርት ለጎረቤታችን ለማድረግ | Total Capital | 5,740 | 8,335 | 5,165 |
| ጠቅላይ ምርት ለጎረቤታችን ለማድረግ | Total Expenditures | 5,740 | 8,335 | 5,165 |

ᑲᑦᑲᑦᑲᑦᑲᑦᑲᑦ ᑲᑦᑲᑦᑲᑦᑲᑦᑲᑦ ᑲᑦᑲᑦᑲᑦᑲᑦᑲᑦᑲᑦ ᑲᑦᑲᑦᑲᑦᑲᑦ
DISTRIBUTION OF OPERATIONS AND MAINTENANCE BUDGET

| | ᑲᑦᑲᑦᑲᑦᑲᑦᑲᑦ Headquarters (\$000) | ᑲᑦᑲᑦᑲᑦᑲᑦᑲᑦ Qikiqtaaluk (\$000) | ᑲᑦᑲᑦᑲᑦᑲᑦᑲᑦ Kivalliq (\$000) | ᑲᑦᑲᑦᑲᑦᑲᑦᑲᑦ Kitikmeot (\$000) |
|---|---------------------------------------|--------------------------------------|-----------------------------------|------------------------------------|
| ᑲᑦᑲᑦᑲᑦᑲᑦᑲᑦᑲᑦ ᑲᑦᑲᑦᑲᑦᑲᑦᑲᑦ ᑲᑦᑲᑦᑲᑦᑲᑦᑲᑦ Compensation and Benefits | 8,271 | 3,042 | 3,402 | 2,491 |
| ᑲᑦᑲᑦᑲᑦᑲᑦᑲᑦᑲᑦ ᑲᑦᑲᑦᑲᑦᑲᑦᑲᑦ Grants and Contributions | - | - | - | - |
| ᑲᑦᑲᑦᑲᑦᑲᑦᑲᑦᑲᑦ ᑲᑦᑲᑦᑲᑦᑲᑦᑲᑦ Travel and Transportation | 1,161 | 155 | 212 | 321 |
| ᑲᑦᑲᑦᑲᑦᑲᑦᑲᑦᑲᑦ ᑲᑦᑲᑦᑲᑦᑲᑦᑲᑦ Materials and Supplies | 409 | 214 | 1,159 | 191 |
| ᑲᑦᑲᑦᑲᑦᑲᑦᑲᑦᑲᑦ ᑲᑦᑲᑦᑲᑦᑲᑦᑲᑦ Purchased Services | 7,268 | 43 | 62 | 60 |
| ᑲᑦᑲᑦᑲᑦᑲᑦᑲᑦᑲᑦ Utilities | - | 2,873 | 2,000 | 1,431 |
| ᑲᑦᑲᑦᑲᑦᑲᑦᑲᑦᑲᑦ ᑲᑦᑲᑦᑲᑦᑲᑦᑲᑦ Contract Services | 17,593 | 845 | 1,181 | 1,150 |
| ᑲᑦᑲᑦᑲᑦᑲᑦᑲᑦᑲᑦ ᑲᑦᑲᑦᑲᑦᑲᑦᑲᑦᑲᑦ Fees and Payments | 217 | 31 | 65 | 111 |
| ᑲᑦᑲᑦᑲᑦᑲᑦᑲᑦᑲᑦ ᑲᑦᑲᑦᑲᑦᑲᑦᑲᑦ Other Expenses | 2,795 | - | 43 | 124 |
| ᑲᑦᑲᑦᑲᑦᑲᑦᑲᑦᑲᑦ ᑲᑦᑲᑦᑲᑦᑲᑦᑲᑦᑲᑦᑲᑦ Total Operations & Maintenance | 37,714 | 7,203 | 8,124 | 5,879 |



