

## ***Chief Information Officer Branch***

### ***The Enhanced Management Framework for IM/IT Executive Dashboard***

#### ***Do you know the Health of your IM/IT Project?***

The Executive Dashboard is a tool that provides a snapshot, for senior management, of the overall “health” of an IM/IT project. It provides quick access to information on the health of an IM/IT project and the project’s status as part of the IM/IT investment portfolio. The dashboard highlights critical areas of interest against which further detailed information may be requested.

[www.cio-dpi.gc.ca/emf/EMFIndex\\_e.html](http://www.cio-dpi.gc.ca/emf/EMFIndex_e.html)

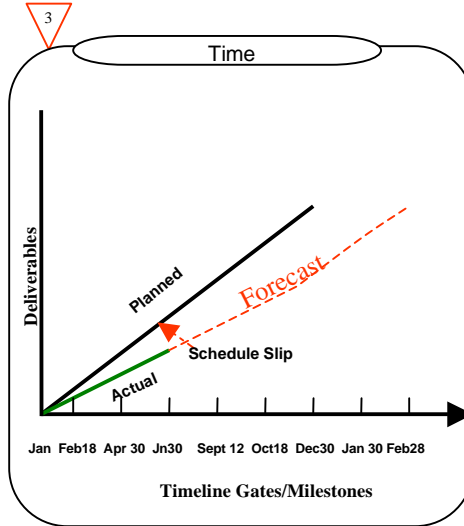
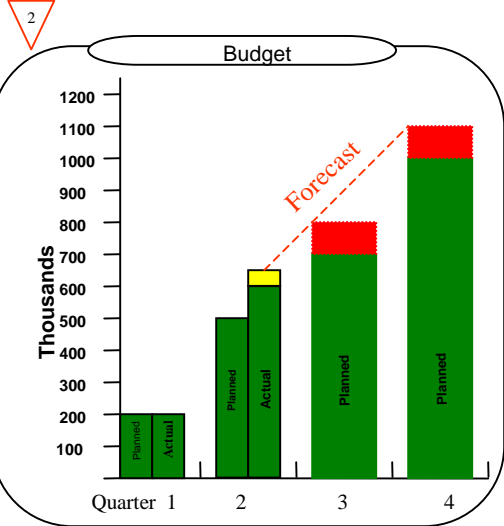
# Executive Dashboard

## A Framework

1

Ahead of Plan	OK	Caution	Alert
---------------	----	---------	-------

### Project # 3 For the Period Ending June 30<sup>th</sup> ( 2nd Quarter )

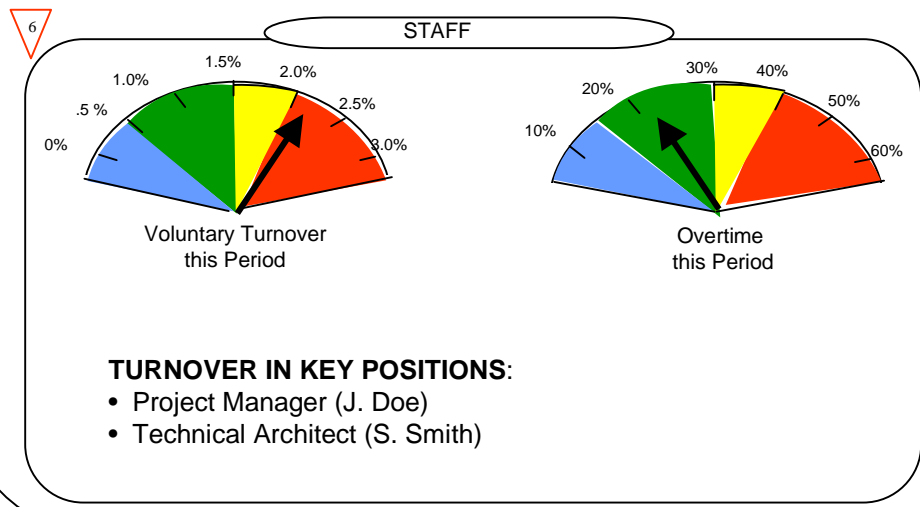
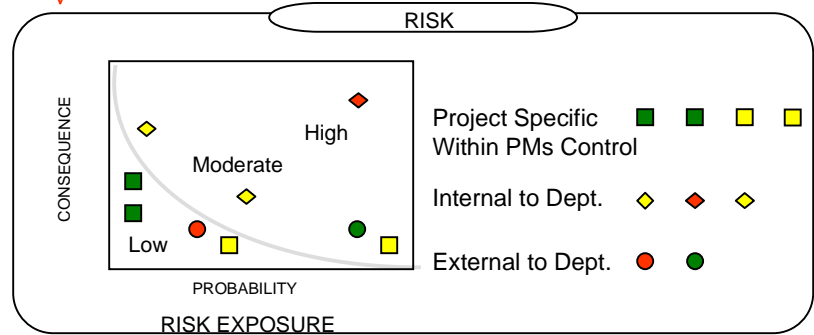


4

#### Functionality Delivered to Date

	% of Functionality		
Total Functionality due for the Period	1	0	0
Completed on Time	7	0	0
Completed Late	1	0	0
Total Overdue	2	0	0

Functionality Delivered Measured by Tasks Completed



7

#### HEALTH OF OVERALL PORTFOLIO BY PROJECT

Project Identifier	Current Health of Project	Potential Emerging Issue(s)	Continued Business Fit	Interdependent Project #s
Project 1	OK	Caution	OK	NA
Project 2	OK	Caution	OK	Project 3
Project 3	Caution	OK	OK	Project 2, 4
Project 4	Ahead	OK	Alert	Project 3
Project 5	...	...	...	NA
Project 6	...	...	...	NA

## Legend

### Executive Dashboard

- 1 **Colours** indicates the project status.
- 2 **Budget** indicates planned budget, actual expenditures for reporting period, and forecast information.
- 3 **Time** indicates the planned timeframe (either by gates or milestones) to complete the deliverables and the project. Progress is shown by the green actual timeline, schedule slippage and forecast by the red.
- 4 **Functionality Delivered to Date** indicates by percentage what has been delivered, what is late and what is overdue.
- 5 **Risks** indicates the severity of the risk, impact to the project and source of the risk, e.g. project specific external, and internal to department.
- 6 **Staff** indicates a serious turnover for this reporting period, as two key positions have been affected. It also shows that overtime for the month is well within the planned amount.
- 7 **Health of the Project Portfolio** indicates that Project 3 depends on Projects 2 and 4. Project 2 is in a cautionary state, and the relevancy of Project 4 is being questioned and it is under decision for continuance. Project 3 is in a cautionary state for the current reporting period due to staff turnover in two key positions, time and budget overruns, and the overdue tasks. In the overall scope of the project plan, the health of Project 3 is still OK.