


Technical Notes

Primary Health Care

Percentage of Albertans Who Had Difficulties Accessing:

1.  Routine or ongoing care – Source: Statistics Canada – Table 105-3067

Note: “Routine or ongoing care” corresponds to health care provided by a family or general physician including an annual check-up, blood tests, or routine care for an on-going illness.

2.  Health Information or Advice – Source: Statistics Canada – Table 105-3068

3.  Immediate Care for Minor Health Problems – Source: Statistics Canada – Table 105-3069


Note: “Minor health problem” includes fever vomiting, major headaches, sprained ankle, minor burns, cuts, skin irritation, unexplained rash, etc.; non-life threatening health problems or injuries due to a minor accident.


Note: For all tables, includes household population aged 15 and over reporting difficulties accessing these services in the past 12 months for self or family member. “Family member” refers to an individual living in the same dwelling as respondent, related to respondent, and for whose care respondent is responsible. Rates are age standardized. Values in tables were collected during the Health Services Access Survey, supplement to the Canadian Community Health Survey, 2003.


HealthLink Alberta Client Survey

Source: Evaluation of Health Link Alberta September 2003 to March 2004 (7-month period) First Interim Report, July 12, 2004

Percent of Population Satisfied with:

1.  Most recent family doctor visit – Source: Statistics Canada – Table 105-4082

2.  Telephone health lines services – Source: Statistics Canada – Table 105-4084
- Note: Telephone health line includes health hotline or telehealth service.

3.  Community-based Health Care – Source: Statistics Canada – Table 105-4083
- Note: Examples of community based health care include: home-based counseling or therapy, personal care, home nursing care, and community walk-in clinics.

4. Any health services received in the past twelve months – Source: Statistics Canada – Table 105-4080

Note: For all tables, percentage reporting very or somewhat satisfied. Includes household population aged 15 and over. Rates are age standardized to 1991 Canadian population. Values in tables were collected during the Canadian Community Health Survey, 2003.

Rate of Influenza Immunization

Source: Statistics Canada – Table 105-4045

Note: Adjusted for non-response. Includes household population aged 65 and over. Rates are age standardized to 1991 Canadian population. Values in tables were collected during the Canadian Community Health Survey, 2003, 2000/01, in addition to data from the National Population Health Survey, 1996/97, cross sectional sample, health file (household component).

Hospitalization Rates for Ambulatory Care Sensitive Conditions


Source: Hospital Morbidity Database, Canadian Institute of Health Information (CIHI), Census, Statistics Canada

The rates for 2001/02 are as follows:

Alberta - 427

Canada - 346

Note: Hospital Admissions per 100,000 population. Includes diabetes, asthma, alcohol and drug dependency entities, depression, and hypertensive disease. Rates are age standardized to 1991 Canadian population.

 When you see a key it means that the information is a featured indicator based on a plan for reporting comparable health indicators developed by the Federal, Provincial and Territorial Ministers of Health. The Report of the Auditor General of Alberta on the featured indicators is provided on this website.

The source data for featured indicators was extracted from sources noted above as at September 2004.