

Death Related Statistics




Table 15

(Continued)

		0-4	5-9	10-14	15-19	20-24	25-29	30-34	35-39	40-44	45-49	50-54	55-59	60-64	65-69	70-74	75-79	80-84	85-89	90+	Res	Non Res	Total	
25 Lyme disease	M	0	0	0	0	0	0	0	0	0	0	0	0	0	0	0	0	0	0	0	C	0	0	
	F	0	0	0	0	0	0	0	0	0	0	0	0	0	0	0	0	0	0	0	0	C	0	0
	T	0	0	0	0	0	0	0	0	0	0	0	0	0	0	0	0	0	0	0	0	C	0	0
26 Typhus fever	M	0	0	0	0	0	0	0	0	0	0	0	0	0	0	0	0	0	0	0	0	C	0	0
	F	0	0	0	0	0	0	0	0	0	0	0	0	0	0	0	0	0	0	0	0	C	0	0
	T	0	0	0	0	0	0	0	0	0	0	0	0	0	0	0	0	0	0	0	0	C	0	0
27 All other infections caused by spirochetes, chlamydia or rickettsia	M	0	0	0	0	0	0	0	0	0	0	0	0	0	0	0	0	0	0	0	0	C	0	0
	F	0	0	0	0	0	0	0	0	0	0	0	0	0	0	0	0	0	0	0	0	C	0	0
	T	0	0	0	0	0	0	0	0	0	0	0	0	0	0	0	0	0	0	0	0	C	0	0
28 Acute poliomyelitis	M	0	0	0	0	0	0	0	0	0	0	0	0	0	0	0	0	0	0	0	0	C	0	0
	F	0	0	0	0	0	0	0	0	0	0	0	0	0	0	0	0	0	0	0	0	C	0	0
	T	0	0	0	0	0	0	0	0	0	0	0	0	0	0	0	0	0	0	0	0	C	0	0
29 Rabies	M	0	0	0	0	0	0	0	0	0	0	0	0	0	0	0	0	0	0	0	0	C	0	0
	F	0	0	0	0	0	0	0	0	0	0	0	0	0	0	0	0	0	0	0	0	C	0	0
	T	0	0	0	0	0	0	0	0	0	0	0	0	0	0	0	0	0	0	0	0	C	0	0
30 Arthropod-borne viral encephalitis	M	0	0	0	0	0	0	0	0	0	0	0	0	0	0	0	0	0	0	0	0	C	0	0
	F	0	0	0	0	0	0	0	0	0	0	0	0	0	0	0	0	0	0	0	0	C	0	0
	T	0	0	0	0	0	0	0	0	0	0	0	0	0	0	0	0	0	0	0	0	C	0	0
31 Yellow fever	M	0	0	0	0	0	0	0	0	0	0	0	0	0	0	0	0	0	0	0	0	C	0	0
	F	0	0	0	0	0	0	0	0	0	0	0	0	0	0	0	0	0	0	0	0	C	0	0
	T	0	0	0	0	0	0	0	0	0	0	0	0	0	0	0	0	0	0	0	0	C	0	0
32 Other and unspecified arthropod-borne viral and hemorrhagic fevers	M	0	0	0	0	0	0	0	0	0	0	0	0	0	0	0	0	0	0	0	0	C	0	0
	F	0	0	0	0	0	0	0	0	0	0	0	0	0	0	0	0	0	0	0	0	C	0	0
	T	0	0	0	0	0	0	0	0	0	0	0	0	0	0	0	0	0	0	0	0	C	0	0
33 Herpesviral (herpes simplex) infections	M	1	0	0	0	0	0	0	0	0	0	0	0	0	0	0	0	0	0	0	0	1	0	1
	F	0	0	0	0	0	0	0	0	0	0	0	0	0	0	0	1	0	0	0	0	1	0	1
	T	1	0	0	0	0	0	0	0	0	0	0	0	0	0	0	1	0	0	0	0	2	0	2
34 Zoster (herpes zoster)	M	0	0	0	0	0	0	0	0	0	0	0	0	0	0	0	0	0	0	0	1	1	0	1
	F	0	0	0	0	0	0	0	0	0	0	0	0	0	0	0	1	0	0	0	0	1	0	1
	T	0	0	0	0	0	0	0	0	0	0	0	0	0	0	0	1	0	0	1	0	2	0	2
35 Smallpox	M	0	0	0	0	0	0	0	0	0	0	0	0	0	0	0	0	0	0	0	0	C	0	0
	F	0	0	0	0	0	0	0	0	0	0	0	0	0	0	0	0	0	0	0	0	C	0	0
	T	0	0	0	0	0	0	0	0	0	0	0	0	0	0	0	0	0	0	0	0	C	0	0
36 Measles	M	0	0	0	0	0	0	0	0	0	0	0	0	0	0	0	0	0	0	0	0	C	0	0
	F	0	0	0	0	0	0	0	0	0	0	0	0	0	0	0	0	0	0	0	0	C	0	0
	T	0	0	0	0	0	0	0	0	0	0	0	0	0	0	0	0	0	0	0	0	C	0	0

Table 15

(Continued)

		0-4	5-9	10-14	15-19	20-24	25-29	30-34	35-39	40-44	45-49	50-54	55-59	60-64	65-69	70-74	75-79	80-84	85-89	90+	Res	Non Res	Total
49 Pneumocystosis	M	0	0	0	0	0	0	0	0	0	0	0	0	0	1	0	0	0	0	0	1	C	1
	F	0	0	0	0	0	0	0	0	0	0	0	0	0	0	0	0	1	0	0	1	C	1
	T	0	0	0	0	0	0	0	0	0	0	0	0	0	1	0	0	1	0	0	2	C	2
50 Other and unspecified protozoal diseases	M	0	0	0	0	0	0	0	0	0	0	0	0	0	0	0	0	0	0	0	0	C	0
	F	0	0	0	0	0	0	0	0	0	0	0	0	0	0	0	0	0	0	0	0	C	0
	T	0	0	0	0	0	0	0	0	0	0	0	0	0	0	0	0	0	0	0	0	C	0
51 Schistosomiasis (bilharziasis)	M	0	0	0	0	0	0	0	0	0	0	1	0	0	0	0	0	0	0	0	1	C	1
	F	0	0	0	0	0	0	0	0	0	0	0	0	0	0	0	0	0	0	0	0	C	0
	T	0	0	0	0	0	0	0	0	0	0	1	0	0	0	0	0	0	0	0	1	C	1
52 Other and unspecified helminthiasis	M	0	0	0	0	0	0	0	0	0	0	0	0	0	0	0	0	0	0	0	0	C	0
	F	0	0	0	0	0	0	0	0	0	0	0	0	0	0	0	0	0	0	0	0	C	0
	T	0	0	0	0	0	0	0	0	0	0	0	0	0	0	0	0	0	0	0	0	C	0
53 Sequelae of tuberculosis	M	0	0	0	0	0	0	0	0	0	0	0	0	0	0	0	0	0	0	1	1	C	1
	F	0	0	0	0	0	0	0	0	0	0	0	0	0	1	0	0	0	1	2	3	C	2
	T	0	0	0	0	0	0	0	0	0	0	0	0	0	1	0	0	0	2	3	3	C	3
54 Sequelae of poliomyelitis	M	0	0	0	0	0	0	0	0	0	0	0	0	0	1	1	0	0	0	2	2	C	2
	F	0	0	0	0	0	0	0	0	0	0	0	0	0	0	0	0	0	0	0	0	C	0
	T	0	0	0	0	0	0	0	0	0	0	0	0	0	1	1	0	0	0	2	2	C	2
55 All other and unspecified infectious and parasitic diseases and their sequelae	M	0	0	0	0	0	0	0	0	0	2	0	0	0	0	0	1	0	1	0	4	C	4
	F	0	0	0	0	0	0	0	0	0	0	1	0	1	0	1	0	2	0	0	5	C	5
	T	0	0	0	0	0	0	0	0	0	2	1	0	1	0	1	1	2	1	0	9	C	9
56 Malignant neoplasms of lip	M	0	0	0	0	0	0	0	0	0	0	0	0	0	0	1	0	0	0	0	1	C	1
	F	0	0	0	0	0	0	0	0	0	0	0	0	0	0	0	0	0	0	1	1	C	1
	T	0	0	0	0	0	0	0	0	0	0	0	0	0	0	1	0	0	0	1	2	C	2
57 Malignant neoplasms of tongue	M	0	0	0	0	0	0	0	0	0	1	4	2	1	0	1	1	2	0	12	12	C	12
	F	0	0	0	0	0	0	0	0	0	1	0	0	0	1	1	1	0	0	4	4	C	4
	T	0	0	0	0	0	0	0	0	0	2	4	2	1	1	2	2	2	0	16	16	C	16
58 Malignant neoplasms of pharynx	M	0	0	0	0	0	0	0	1	0	3	3	5	1	3	3	3	1	1	24	24	C	24
	F	0	0	0	0	0	0	0	0	0	0	1	0	1	2	0	4	2	0	10	10	C	10
	T	0	0	0	0	0	0	0	1	0	3	4	5	2	5	3	7	3	1	34	34	C	34
59 Malignant neoplasms of other and unspecified sites within the lip, oral cavity and pharynx	M	0	0	0	0	0	0	1	1	2	3	1	2	3	2	1	0	2	1	19	19	C	19
	F	0	0	0	0	0	0	0	0	0	1	1	0	0	0	1	2	0	0	5	5	C	5
	T	0	0	0	0	0	0	1	1	2	4	2	2	3	2	2	2	2	1	24	24	C	24
60 Malignant neoplasms of esophagus	M	0	0	0	0	0	0	0	1	5	8	4	7	7	10	10	6	4	0	62	2	64	64
	F	0	0	0	0	0	0	0	1	0	1	2	3	3	1	5	3	5	4	28	2	28	28
	T	0	0	0	0	0	0	0	2	5	9	6	10	10	11	15	9	9	4	90	2	92	92

Table 15

(Continued)

		0-4	5-9	10-14	15-19	20-24	25-29	30-34	35-39	40-44	45-49	50-54	55-59	60-64	65-69	70-74	75-79	80-84	85-89	90+	Res	Non Res	Total
61 Malignant neoplasms of stomach	M	0	0	0	0	0	1	0	0	2	3	3	5	6	17	19	12	16	7	2	93	1	94
	F	0	0	0	1	0	0	2	1	2	3	4	3	5	5	13	5	7	4	0	55	1	56
	T	0	0	0	1	0	1	2	1	4	6	7	8	11	22	32	17	23	11	2	148	2	150
62 Malignant neoplasms of small intestine	M	0	0	0	0	0	0	0	0	0	0	0	2	0	1	0	1	0	1	1	€	0	6
	F	0	0	0	0	0	0	0	0	0	0	0	0	1	0	0	1	0	0	0	2	0	2
	T	0	0	0	0	0	0	0	0	0	0	0	2	1	1	0	2	0	1	1	£	0	8
63 Malignant neoplasms of colon	M	0	0	0	0	0	0	0	0	11	2	10	12	22	29	25	34	29	18	9	201	3	204
	F	0	0	0	0	0	0	0	3	6	5	5	12	14	18	15	31	27	26	17	179	3	182
	T	0	0	0	0	0	0	0	3	17	7	15	24	36	47	40	65	56	44	26	380	6	386
64 Malignant neoplasms of rectosigmoid junction and rectum	M	0	0	0	0	0	0	0	0	1	4	3	3	3	9	9	13	8	4	0	57	1	58
	F	0	0	0	0	0	0	0	0	1	2	2	4	4	1	4	5	6	4	1	34	0	34
	T	0	0	0	0	0	0	0	0	2	6	5	7	7	10	13	18	14	8	1	91	1	92
65 Malignant neoplasms of anus and anal canal	M	0	0	0	0	0	0	0	0	0	0	0	0	0	0	0	0	1	1	0	2	0	2
	F	0	0	0	0	0	0	0	2	0	0	1	0	0	0	0	0	0	0	0	3	0	3
	T	0	0	0	0	0	0	0	2	0	0	1	0	0	0	0	0	1	1	0	£	0	5
66 Malignant neoplasms of liver	M	0	0	0	0	0	0	0	0	1	3	4	4	5	10	7	7	3	5	1	50	0	50
	F	0	0	1	1	0	0	0	0	0	1	1	0	0	0	5	5	2	2	1	19	0	19
	T	0	0	1	1	0	0	0	0	1	4	5	4	5	10	12	12	5	7	2	69	0	69
67 Malignant neoplasms of intrahepatic bile duct carcinoma	M	0	0	0	0	0	0	0	0	0	0	1	2	2	2	4	0	3	1	0	15	0	15
	F	0	0	0	0	0	0	0	0	0	2	0	1	1	0	1	2	3	0	1	11	0	11
	T	0	0	0	0	0	0	0	0	0	2	1	3	3	2	5	2	6	1	1	26	0	26
68 Malignant neoplasms of gallbladder and extrahepatic bile ducts	M	0	0	0	0	0	0	0	0	0	2	0	1	2	0	2	3	3	1	1	15	0	15
	F	0	0	0	0	0	0	0	0	0	1	2	3	4	2	4	4	3	3	2	28	1	29
	T	0	0	0	0	0	0	0	0	0	3	2	4	6	2	6	7	6	4	3	43	1	44
69 Malignant neoplasms of pancreas	M	0	0	0	0	0	0	0	0	3	4	7	7	18	16	19	20	14	17	4	129	3	132
	F	0	0	0	0	0	0	0	1	1	4	4	2	14	13	16	24	20	14	6	119	0	119
	T	0	0	0	0	0	0	0	1	4	8	11	9	32	29	35	44	34	31	10	248	3	251
70 Malignant neoplasms of other and ill-defined digestive organs	M	0	0	0	0	1	0	0	0	1	4	2	8	5	7	12	12	5	4	0	61	1	62
	F	0	0	0	0	0	0	0	0	0	1	4	5	7	5	6	4	16	9	9	66	1	67
	T	0	0	0	0	1	0	0	0	1	5	6	13	12	12	18	16	21	13	9	127	2	129
71 Malignant neoplasms of nasal cavity, middle ear and accessory sinuses	M	0	0	0	0	0	0	0	0	0	0	1	0	0	0	0	0	0	1	0	2	0	2
	F	0	0	0	0	0	0	0	0	0	0	0	0	1	0	1	0	0	0	0	2	0	2
	T	0	0	0	0	0	0	0	0	0	0	0	1	1	0	1	0	0	0	1	4	0	4
72 Malignant neoplasms of larynx	M	0	0	0	0	0	0	0	0	0	1	1	0	0	4	2	4	0	1	0	13	1	14
	F	0	0	0	0	0	0	0	0	0	0	0	0	1	2	0	1	2	0	0	€	1	7
	T	0	0	0	0	0	0	0	0	0	1	1	0	1	6	2	5	2	1	0	19	2	21

Table 15

(Continued)

		0-4	5-9	10-14	15-19	20-24	25-29	30-34	35-39	40-44	45-49	50-54	55-59	60-64	65-69	70-74	75-79	80-84	85-89	90+	Res	Non Res	Total
73 Malignant neoplasms of trachea, bronchus and lung	M	0	0	0	0	0	0	1	4	3	14	34	39	79	103	117	105	87	33	10	629	€	638
	F	0	0	0	0	0	0	0	2	8	12	21	48	48	60	76	83	59	23	11	451	€	457
	T	0	0	0	0	0	0	1	6	11	26	55	87	127	163	193	188	146	56	21	1080	15	1095
74 Malignant neoplasms of thymus, heart, mediastinum and pleura	M	0	0	0	0	0	0	1	0	0	0	0	0	1	0	0	0	0	1	0	3	€	3
	F	0	0	0	0	0	0	0	0	0	0	0	1	1	2	0	1	1	0	0	6	€	6
	T	0	0	0	0	0	0	1	0	0	0	0	1	2	2	0	1	1	1	0	9	€	9
75 Malignant neoplasms of other and ill-defined sites in respiratory system and intrathoracic organs	M	0	0	0	0	0	0	0	0	0	0	0	0	0	0	0	0	0	0	0	0	€	0
	F	0	0	0	0	0	0	0	0	0	0	0	0	0	1	0	0	0	0	0	1	€	1
	T	0	0	0	0	0	0	0	0	0	0	0	0	0	1	0	0	0	0	0	1	€	1
76 Malignant neoplasms of bone and articular cartilage	M	0	0	0	1	4	0	1	0	0	0	0	0	0	1	0	0	0	0	1	8	€	8
	F	0	0	0	1	1	0	0	0	0	0	0	0	0	1	0	1	1	0	0	5	€	5
	T	0	0	0	2	5	0	1	0	0	0	0	0	0	2	0	1	1	0	1	13	€	13
77 Malignant melanoma of skin	M	0	0	0	0	0	0	0	2	2	3	4	2	3	0	2	3	3	1	2	27	€	27
	F	0	0	0	0	0	0	1	0	2	3	1	0	0	1	4	0	2	6	1	21	€	21
	T	0	0	0	0	0	0	1	2	4	6	5	2	3	1	6	3	5	7	3	48	€	48
78 Other malignant neoplasms of skin	M	0	0	0	0	0	0	0	0	0	0	0	0	1	2	0	1	0	2	4	10	€	10
	F	0	0	0	0	0	0	1	0	0	0	0	1	0	1	0	0	0	1	0	4	€	4
	T	0	0	0	0	0	0	1	0	0	0	0	1	1	3	0	1	0	3	4	14	€	14
79 Mesothelioma	M	0	0	0	0	0	0	0	0	1	0	3	2	1	10	2	4	3	2	0	28	€	28
	F	0	0	0	0	0	0	0	0	0	0	0	0	0	0	0	0	0	0	0	0	€	0
	T	0	0	0	0	0	0	0	0	1	0	3	2	1	10	2	4	3	2	0	28	€	28
80 Kaposi's sarcoma	M	0	0	0	0	0	0	0	0	0	0	0	0	0	0	0	0	0	0	0	0	€	0
	F	0	0	0	0	0	0	0	0	0	0	0	0	0	0	0	0	0	0	0	0	€	0
	T	0	0	0	0	0	0	0	0	0	0	0	0	0	0	0	0	0	0	0	0	€	0
81 Malignant neoplasms of other mesothelial and soft tissue	M	0	0	0	0	0	1	2	0	0	0	1	0	2	4	3	3	1	1	0	18	€	18
	F	0	0	0	0	0	0	1	2	0	1	2	3	3	5	0	0	2	1	0	20	€	20
	T	0	0	0	0	0	1	3	2	0	1	3	3	5	9	3	3	3	2	0	38	€	38
82 Malignant neoplasm of breast	M	0	0	0	0	0	0	0	0	0	0	0	1	0	2	2	0	1	0	1	7	€	7
	F	0	0	0	0	0	0	4	10	22	30	43	31	37	34	40	50	54	39	22	416	€	419
	T	0	0	0	0	0	0	4	10	22	30	43	32	37	36	42	50	55	39	23	423	€	426
83 Malignant neoplasms of vulva and vagina	M	0	0	0	0	0	0	0	0	0	0	0	0	0	0	0	0	0	0	0	0	€	0
	F	0	0	0	0	0	0	0	0	1	1	0	0	0	0	1	6	2	3	1	15	€	15
	T	0	0	0	0	0	0	0	0	1	1	0	0	0	0	1	6	2	3	1	15	€	15
84 Malignant neoplasms of cervix uteri	M	0	0	0	0	0	0	0	0	0	0	0	0	0	0	0	0	0	0	0	0	€	0
	F	0	0	0	0	0	3	1	3	2	5	2	2	3	3	3	1	3	1	2	34	€	34
	T	0	0	0	0	0	3	1	3	2	5	2	2	3	3	3	1	3	1	2	34	€	34

Table 15

(Continued)

		0-4	5-9	10-14	15-19	20-24	25-29	30-34	35-39	40-44	45-49	50-54	55-59	60-64	65-69	70-74	75-79	80-84	85-89	90+	Res	Non Res	Total
85 Malignant neoplasms of corpus uteri and uterus, part unspecified	M	0	0	0	0	0	0	0	0	0	0	0	0	0	0	0	0	0	0	0	0	C	0
	F	0	0	0	0	0	0	0	1	1	3	6	4	2	4	3	5	9	7	3	48	2	50
	T	0	0	0	0	0	0	0	1	1	3	6	4	2	4	3	5	9	7	3	48	2	50
86 Malignant neoplasms of ovary	M	0	0	0	0	0	0	0	0	0	0	0	0	0	0	0	0	0	0	0	0	C	0
	F	0	0	0	0	0	0	0	3	2	3	7	9	16	10	15	17	9	5	3	99	2	101
	T	0	0	0	0	0	0	0	3	2	3	7	9	16	10	15	17	9	5	3	99	2	101
87 Malignant neoplasms of other and unspecified female genital organs	M	0	0	0	0	0	0	0	0	0	0	0	0	0	0	0	0	0	0	0	0	C	0
	F	0	0	0	0	0	0	0	0	0	1	0	1	1	0	0	2	0	0	0	5	C	5
	T	0	0	0	0	0	0	0	0	0	1	0	1	1	0	0	2	0	0	0	5	C	5
88 Malignant neoplasms of placenta	M	0	0	0	0	0	0	0	0	0	0	0	0	0	0	0	0	0	0	0	0	C	0
	F	0	0	0	0	0	0	0	0	0	0	0	0	0	0	0	0	0	0	0	0	C	0
	T	0	0	0	0	0	0	0	0	0	0	0	0	0	0	0	0	0	0	0	0	C	0
89 Malignant neoplasms of prostate	M	0	0	0	0	0	0	0	1	3	1	6	14	29	58	67	68	54	29	330	2	332	
	F	0	0	0	0	0	0	0	0	0	0	0	0	0	0	0	0	0	0	0	0	C	0
	T	0	0	0	0	0	0	0	0	1	3	1	6	14	29	58	67	68	54	29	330	2	332
90 Malignant neoplasms of testis	M	0	0	0	0	2	0	1	1	1	0	0	0	0	0	1	1	0	0	7	C	7	
	F	0	0	0	0	0	0	0	0	0	0	0	0	0	0	0	0	0	0	0	0	C	0
	T	0	0	0	0	2	0	1	1	1	0	0	0	0	0	1	1	0	0	7	C	7	
91 Malignant neoplasms of penis and other and unspecified male genital organs	M	0	0	0	0	0	0	0	0	0	0	0	0	1	0	0	0	0	0	1	C	1	
	F	0	0	0	0	0	0	0	0	0	0	0	0	0	0	0	0	0	0	0	0	C	0
	T	0	0	0	0	0	0	0	0	0	0	0	0	1	0	0	0	0	0	1	C	1	
92 Malignant neoplasms of kidney and renal pelvis	M	0	0	0	0	0	0	0	1	6	6	6	11	8	8	9	12	6	5	78	C	78	
	F	0	0	0	0	0	0	0	0	2	1	2	2	2	8	10	3	7	5	42	1	43	
	T	0	0	0	0	0	0	0	1	8	7	8	13	10	16	19	15	13	10	120	1	121	
93 Malignant neoplasms of bladder	M	0	0	0	0	0	0	0	1	1	1	2	5	7	10	20	17	7	8	79	1	80	
	F	0	0	0	0	0	0	0	0	2	0	3	2	2	1	3	5	2	3	23	C	23	
	T	0	0	0	0	0	0	0	1	3	1	5	7	9	11	23	22	9	11	102	1	103	
94 Malignant neoplasms of other and unspecified sites within the urinary tract	M	0	0	0	0	0	0	0	0	0	0	0	0	1	0	0	1	1	0	3	C	3	
	F	0	0	0	0	0	0	0	0	0	0	0	0	1	0	1	0	0	0	2	C	2	
	T	0	0	0	0	0	0	0	0	0	0	0	0	2	0	1	1	1	0	5	C	5	
95 Malignant neoplasm of eye and adnexa	M	0	0	0	0	0	0	0	0	0	0	0	0	1	0	0	0	0	0	1	C	1	
	F	0	0	0	0	0	0	0	0	0	0	0	0	0	0	0	0	0	0	0	C	0	
	T	0	0	0	0	0	0	0	0	0	0	0	0	1	0	0	0	0	0	1	C	1	
96 Malignant neoplasms of brain	M	1	1	0	1	1	1	0	2	7	6	3	7	13	10	9	1	2	1	1	67	4	71
	F	0	1	2	1	0	0	1	3	3	8	4	1	5	3	5	9	3	1	0	50	2	52
	T	1	2	2	2	1	1	1	5	10	14	7	8	18	13	14	10	5	2	1	117	€	123

Table 15

(Continued)

		0-4	5-9	10-14	15-19	20-24	25-29	30-34	35-39	40-44	45-49	50-54	55-59	60-64	65-69	70-74	75-79	80-84	85-89	90+	Res	Non Res	Total
97 Malignant neoplasms of other parts of central nervous system	M	0	0	0	1	0	0	0	0	0	0	0	0	0	0	0	0	0	0	0	1	0	1
	F	0	0	0	0	0	0	0	0	0	0	0	0	0	0	1	0	0	0	0	1	0	1
	T	0	0	0	1	0	0	0	0	0	0	0	0	0	0	1	0	0	0	0	2	0	2
98 Malignant neoplasms of thyroid and other endocrine glands	M	1	0	0	0	0	0	1	1	1	1	1	1	2	3	3	0	0	1	0	16	1	17
	F	0	1	0	0	0	0	0	1	0	1	0	1	0	3	0	2	1	0	0	10	0	10
	T	1	1	0	0	0	0	1	2	1	2	1	2	2	6	3	2	1	1	0	26	1	27
99 Other malignant neoplasms of other and unspecified sites	M	0	0	0	0	0	2	1	2	4	10	13	12	20	25	39	30	19	12	7	196	1	197
	F	0	0	0	0	0	0	0	1	8	6	10	12	18	18	25	28	23	25	10	184	8	192
	T	0	0	0	0	0	2	1	3	12	16	23	24	38	43	64	58	42	37	17	380	9	389
100 Hodgkin's disease	M	0	0	0	0	0	0	0	0	1	0	0	1	0	2	2	1	0	0	0	7	0	7
	F	0	0	0	0	0	0	0	0	0	0	0	0	0	0	1	0	0	0	1	2	0	2
	T	0	0	0	0	0	0	0	0	1	0	0	1	0	2	3	1	0	0	1	5	0	9
101 Non-Hodgkin's lymphoma	M	0	0	0	1	0	1	4	0	6	8	9	8	7	13	19	15	7	8	4	110	0	110
	F	0	0	0	0	1	0	1	0	2	3	8	7	3	13	8	15	14	5	6	86	2	88
	T	0	0	0	1	1	1	5	0	8	11	17	15	10	26	27	30	21	13	10	196	2	198
102 Malignant neoplasms of other and unspecified lymphoid, hematopoietic and related tissue	M	0	0	0	0	0	0	0	0	0	0	0	0	0	0	0	0	0	0	0	0	0	0
	F	0	0	0	0	0	0	0	0	0	0	0	0	0	0	0	1	0	0	0	1	0	1
	T	0	0	0	0	0	0	0	0	0	0	0	0	0	0	0	1	0	0	0	1	0	1
103 Malignant immunoproliferative diseases	M	0	0	0	0	0	0	0	0	0	0	0	0	0	0	0	1	0	0	0	1	0	1
	F	0	0	0	0	0	0	0	0	0	0	0	0	0	0	0	0	0	1	0	1	0	1
	T	0	0	0	0	0	0	0	0	0	0	0	0	0	0	0	1	0	1	0	2	0	2
104 Multiple myeloma and malignant plasma cell neoplasms	M	0	0	0	0	0	0	0	0	1	3	2	3	4	7	7	4	3	3	3	37	0	37
	F	0	0	0	0	0	0	0	0	0	1	1	2	5	8	5	5	3	1	31	0	31	
	T	0	0	0	0	0	0	0	0	1	4	3	5	9	15	12	9	6	4	68	0	68	
105 Lymphoid leukemia	M	0	0	0	0	0	0	2	1	2	1	1	2	2	2	5	7	8	4	3	40	1	41
	F	1	0	0	0	0	0	1	1	0	0	0	0	2	3	0	2	3	4	3	20	0	20
	T	1	0	0	0	0	0	3	2	2	1	1	2	4	5	5	9	11	8	6	60	1	61
106 Myeloid leukemia	M	3	0	0	0	0	1	1	2	2	1	0	3	3	8	7	4	2	1	2	40	2	42
	F	1	0	1	0	0	0	0	1	0	1	2	3	0	4	1	5	6	1	1	27	1	28
	T	4	0	1	0	0	1	1	3	2	2	2	6	3	12	8	9	8	2	3	67	3	70
107 Monocytic leukemia	M	0	0	0	0	0	0	0	0	0	0	0	0	0	0	0	0	1	0	0	1	0	1
	F	0	0	0	0	0	0	0	0	0	0	0	0	0	0	0	0	0	0	0	0	0	0
	T	0	0	0	0	0	0	0	0	0	0	0	0	0	0	0	0	1	0	0	1	0	1
108 Other and unspecified leukemia	M	0	0	0	0	0	0	0	0	0	0	0	4	2	2	3	6	4	2	4	27	0	27
	F	1	0	0	0	0	0	0	0	1	0	0	0	0	1	1	2	2	0	1	5	2	11
	T	1	0	0	0	0	0	0	0	1	0	0	4	2	3	4	8	6	2	5	36	2	38

Table 15

(Continued)

		0-4	5-9	10-14	15-19	20-24	25-29	30-34	35-39	40-44	45-49	50-54	55-59	60-64	65-69	70-74	75-79	80-84	85-89	90+	Res	Non Res	Total	
109 Carcinoma in situ of breast and genitourinary system	M	0	0	0	0	0	0	0	0	0	0	0	0	0	0	0	0	0	0	0	0	0	0	
	F	0	0	0	0	0	0	0	0	0	0	0	0	0	0	0	0	0	0	0	0	0	0	0
	T	0	0	0	0	0	0	0	0	0	0	0	0	0	0	0	0	0	0	0	0	0	0	0
110 Carcinoma in situ of other and unspecified sites	M	0	0	0	0	0	0	0	0	0	0	0	0	0	0	0	0	0	0	0	0	0	0	
	F	0	0	0	0	0	0	0	0	0	0	0	0	0	0	0	0	0	0	0	0	0	0	0
	T	0	0	0	0	0	0	0	0	0	0	0	0	0	0	0	0	0	0	0	0	0	0	0
111 Benign neoplasms of female genital organs	M	0	0	0	0	0	0	0	0	0	0	0	0	0	0	0	0	0	0	0	0	0	0	
	F	0	0	0	0	0	0	1	0	0	0	0	0	0	0	1	0	0	0	0	0	2	0	2
	T	0	0	0	0	0	0	1	0	0	0	0	0	0	0	1	0	0	0	0	0	2	0	2
112 Benign neoplasms of eye, brain and other parts of central nervous system	M	0	0	0	0	0	0	0	0	1	0	0	0	0	0	0	0	0	1	0	2	0	2	
	F	0	0	0	0	0	0	0	0	0	0	0	0	0	1	1	0	0	1	1	4	1	5	
	T	0	0	0	0	0	0	0	0	1	0	0	0	0	1	1	0	0	2	1	6	1	7	
113 Benign neoplasms of other and unspecified sites	M	0	0	0	0	0	0	0	0	0	0	0	0	0	0	1	1	0	1	0	3	0	3	
	F	0	0	0	0	0	0	0	1	0	0	0	0	0	0	0	0	0	1	1	3	0	3	
	T	0	0	0	0	0	0	0	1	0	0	0	0	0	0	1	1	0	2	1	6	0	6	
114 Neoplasms of uncertain or unknown behavior of specified sites	M	1	0	0	0	0	1	0	1	1	0	4	2	2	1	6	6	6	9	3	43	1	44	
	F	0	0	0	0	0	0	0	0	1	3	2	1	2	1	3	8	7	7	4	39	0	39	
	T	1	0	0	0	0	1	0	1	2	3	6	3	4	2	9	14	13	16	7	82	1	83	
115 Neoplasm of uncertain or unknown behavior of unspecified sites	M	0	0	0	0	0	0	0	0	0	0	0	0	0	0	0	0	0	0	0	0	0	0	
	F	0	0	0	0	0	0	0	0	0	0	0	0	0	0	0	1	1	1	0	3	0	3	
	T	0	0	0	0	0	0	0	0	0	0	0	0	0	0	0	1	1	1	0	3	0	3	
116 Nutritional anemias	M	0	0	0	0	0	0	0	0	0	0	0	0	0	0	0	0	0	0	0	0	0	0	
	F	0	0	0	0	0	0	0	0	0	0	0	0	0	0	0	0	0	0	0	1	1	0	1
	T	0	0	0	0	0	0	0	0	0	0	0	0	0	0	0	0	0	0	0	1	1	0	1
117 Hemolytic anemias	M	0	0	0	0	0	0	0	0	0	0	0	0	0	0	0	1	1	0	0	2	0	2	
	F	0	0	0	1	0	0	0	0	0	0	0	0	0	0	0	0	0	0	0	1	2	0	2
	T	0	0	0	1	0	0	0	0	0	0	0	0	0	0	0	1	1	0	1	4	0	4	
118 Aplastic anemias	M	0	0	0	0	0	0	0	0	0	0	0	2	0	0	0	1	0	1	1	5	1	6	
	F	0	0	0	0	0	0	0	0	0	0	0	0	1	1	2	0	1	0	0	5	0	5	
	T	0	0	0	0	0	0	0	0	0	0	0	2	1	1	2	1	1	1	1	10	1	11	
119 Acute posthemorrhagic and other anemias	M	0	0	0	0	0	0	0	0	0	0	0	0	0	1	0	1	1	0	4	7	0	7	
	F	0	0	0	0	0	0	0	0	0	0	0	0	0	0	0	2	1	3	1	7	0	7	
	T	0	0	0	0	0	0	0	0	0	0	0	0	0	1	0	3	2	3	5	14	0	14	
120 Coagulation defects, purpura and other hemorrhagic conditions	M	0	0	0	0	0	0	0	0	0	0	2	0	0	3	1	1	2	1	1	11	1	12	
	F	0	0	0	0	0	0	0	0	0	0	0	0	0	0	0	0	0	1	1	2	0	2	
	T	0	0	0	0	0	0	0	0	0	0	2	0	0	3	1	1	2	2	2	13	1	14	

Table 15

(Continued)

		0-4	5-9	10-14	15-19	20-24	25-29	30-34	35-39	40-44	45-49	50-54	55-59	60-64	65-69	70-74	75-79	80-84	85-89	90+	Res	NonTotal Res		
121 Other diseases of blood and blood-forming organs	M	0	0	1	0	0	0	0	0	0	0	0	0	0	0	0	0	0	0	0	1	0	1	
	F	1	0	0	0	0	0	0	1	0	0	0	0	0	0	1	0	1	1	1	1	6	0	6
	T	1	0	1	0	0	0	0	1	0	0	0	0	0	0	1	0	1	1	1	1	7	0	7
122 Certain disorders involving the immune mechanism	M	0	0	0	0	0	0	0	0	0	0	0	0	0	0	0	1	0	0	0	1	0	1	
	F	0	0	0	1	0	1	0	0	0	0	0	1	0	0	0	1	1	0	0	5	0	5	
	T	0	0	0	1	0	1	0	0	0	0	0	1	0	0	0	2	1	0	0	6	0	6	
123 Disorders of thyroid gland	M	0	0	0	0	0	0	0	0	0	0	0	0	0	0	0	0	1	0	0	1	0	1	
	F	0	0	0	0	0	0	0	0	0	1	0	0	0	0	0	0	2	2	1	6	0	6	
	T	0	0	0	0	0	0	0	0	0	1	0	0	0	0	0	0	3	2	1	7	0	7	
124 Diabetes mellitus	M	0	0	0	0	0	0	2	4	7	8	11	11	14	19	27	39	29	25	14	210	4	214	
	F	0	0	0	0	1	0	1	3	4	1	1	6	8	11	18	25	41	34	26	180	3	183	
	T	0	0	0	0	1	0	3	7	11	9	12	17	22	30	45	64	70	59	40	390	7	397	
125 Disorders of pituitary gland	M	0	0	0	0	0	0	0	0	0	0	0	0	0	0	0	1	0	0	0	1	0	1	
	F	0	0	0	0	0	0	0	0	0	0	0	0	0	0	0	0	1	0	1	2	0	2	
	T	0	0	0	0	0	0	0	0	0	0	0	0	0	0	0	1	1	0	1	3	0	3	
126 Disorders of adrenal glands	M	0	0	0	0	0	0	0	0	0	0	0	0	0	0	0	0	0	0	0	0	0	0	
	F	0	0	0	0	0	0	0	0	0	0	0	0	0	1	0	0	1	0	0	2	0	2	
	T	0	0	0	0	0	0	0	0	0	0	0	0	0	1	0	0	1	0	0	2	0	2	
127 Diseases of thymus	M	0	0	0	0	0	0	0	0	0	0	0	0	0	0	0	0	0	0	0	0	0	0	
	F	0	0	0	0	0	0	0	0	0	0	0	0	0	0	0	0	0	0	0	0	0	0	
	T	0	0	0	0	0	0	0	0	0	0	0	0	0	0	0	0	0	0	0	0	0	0	
128 Other endocrine diseases	M	0	0	0	0	0	0	0	0	0	0	1	0	1	0	0	0	0	0	0	2	1	3	
	F	1	0	0	1	0	0	0	0	0	0	0	0	1	0	0	0	0	0	0	3	0	3	
	T	1	0	0	1	0	0	0	0	0	0	1	0	2	0	0	0	0	0	0	5	1	6	
129 Nutritional marasmus	M	0	0	0	0	0	0	0	0	0	0	0	0	0	0	0	0	0	0	0	1	1	1	
	F	0	0	0	0	0	0	0	0	0	0	0	0	0	0	0	0	0	0	0	0	0	0	
	T	0	0	0	0	0	0	0	0	0	0	0	0	0	0	0	0	0	0	0	1	1	1	
130 Other and unspecified malnutrition	M	0	0	0	0	0	0	0	0	0	0	0	0	0	1	2	0	1	1	0	5	0	5	
	F	0	0	0	0	0	0	0	0	0	0	0	0	0	0	0	0	1	2	1	4	1	5	
	T	0	0	0	0	0	0	0	0	0	0	0	0	0	1	2	0	2	3	1	9	1	10	
131 Other nutritional deficiencies	M	0	0	0	0	0	0	0	0	0	0	0	0	0	0	0	0	0	0	0	0	0	0	
	F	0	0	0	0	0	0	0	0	0	0	0	0	0	0	0	0	0	0	0	0	0	0	
	T	0	0	0	0	0	0	0	0	0	0	0	0	0	0	0	0	0	0	0	0	0	0	
132 Obesity and other hyperalimentation	M	0	0	0	0	0	0	1	1	1	0	1	1	2	3	0	0	0	0	0	10	1	11	
	F	0	0	0	0	1	0	0	1	0	1	0	1	0	3	0	0	1	0	1	9	0	9	
	T	0	0	0	0	1	0	1	2	1	1	1	2	2	6	0	0	1	0	1	19	1	20	

Table 15

(Continued)

		0-4	5-9	10-14	15-19	20-24	25-29	30-34	35-39	40-44	45-49	50-54	55-59	60-64	65-69	70-74	75-79	80-84	85-89	90+	Res	Non Res	Total	
133 Cystic fibrosis	M	0	0	0	0	0	0	0	0	0	0	0	0	0	0	0	0	0	0	0	0	0	0	
	F	0	0	0	1	0	0	0	0	0	0	0	0	0	0	0	0	0	0	0	0	1	0	1
	T	0	0	0	1	0	0	0	0	0	0	0	0	0	0	0	0	0	0	0	0	1	0	1
134 Volume depletion, disorders of fluid, electrolyte and acid-base balance	M	0	0	0	0	0	0	0	0	0	0	1	0	0	1	3	0	5	2	1	13	0	13	
	F	0	0	0	0	0	0	0	0	0	1	0	0	0	0	2	1	5	7	7	23	0	23	
	T	0	0	0	0	0	0	0	0	0	1	1	0	0	1	5	1	10	9	8	36	0	36	
135 Other metabolic disorders	M	3	0	0	0	0	0	2	0	2	1	0	0	0	3	2	2	1	0	0	16	0	16	
	F	1	0	0	0	0	0	1	1	0	1	1	0	0	0	3	3	1	1	0	13	1	14	
	T	4	0	0	0	0	0	3	1	2	2	1	0	0	3	5	5	2	1	0	29	1	30	
136 Organic dementia	M	0	0	0	0	0	0	0	0	0	0	0	0	0	2	9	9	15	28	29	92	0	92	
	F	0	0	0	0	0	0	0	0	0	0	0	0	0	1	9	10	33	55	78	186	2	188	
	T	0	0	0	0	0	0	0	0	0	0	0	0	0	3	18	19	48	83	107	278	2	280	
137 Other and unspecified organic mental disorders	M	0	0	0	0	0	0	0	0	0	0	0	0	0	1	0	1	1	2	0	5	0	5	
	F	0	0	0	0	0	0	0	0	0	0	0	0	0	0	0	1	1	2	1	5	0	5	
	T	0	0	0	0	0	0	0	0	0	0	0	0	0	1	0	2	2	4	1	10	0	10	
138 Mental and behavioral disorders due to use of alcohol	M	0	0	0	1	2	0	0	4	7	11	7	7	7	7	4	3	2	1	0	63	2	65	
	F	0	0	0	0	0	0	1	1	2	2	2	3	1	3	4	2	0	1	0	22	1	23	
	T	0	0	0	1	2	0	1	5	9	13	9	10	8	10	8	5	2	2	0	85	3	88	
139 Mental and behavioral disorders due to other psychoactive substance use	M	0	0	0	0	0	0	0	0	0	2	0	1	0	1	0	0	1	0	0	5	0	5	
	F	0	0	0	0	0	0	0	1	1	1	0	1	1	0	0	0	0	0	0	5	0	5	
	T	0	0	0	0	0	0	0	1	1	3	0	2	1	1	0	0	1	0	0	10	0	10	
140 Schizophrenia, schizotypal and delusional disorders	M	0	0	0	0	0	0	0	1	0	0	0	0	0	0	0	0	0	0	0	1	0	1	
	F	0	0	0	0	0	0	0	0	0	0	0	0	0	0	0	0	0	2	1	3	0	3	
	T	0	0	0	0	0	0	0	1	0	0	0	0	0	0	0	0	0	2	1	4	0	4	
141 Mood (affective) disorders	M	0	0	0	0	0	0	0	0	0	0	0	0	0	0	0	0	2	0	1	3	0	3	
	F	0	0	0	0	0	0	0	0	0	0	0	0	0	0	0	0	1	3	1	5	0	5	
	T	0	0	0	0	0	0	0	0	0	0	0	0	0	0	0	0	3	3	2	8	0	8	
142 Neurotic, stress-related and somatoform disorders	M	0	0	0	0	0	0	0	0	0	0	0	0	0	0	0	0	0	0	0	0	0	0	
	F	0	0	0	0	0	0	0	0	0	0	0	0	0	0	0	0	0	0	0	0	0	0	
	T	0	0	0	0	0	0	0	0	0	0	0	0	0	0	0	0	0	0	0	0	0	0	
143 Mental retardation	M	0	0	0	0	0	0	0	0	0	0	0	0	0	1	0	0	0	0	0	1	0	1	
	F	0	0	0	0	0	0	1	1	0	0	1	0	0	0	0	0	0	0	0	3	0	3	
	T	0	0	0	0	0	0	1	1	0	0	1	0	0	1	0	0	0	0	0	4	0	4	
144 Other and unspecified mental and behavioral disorders	M	0	0	0	0	0	0	0	0	0	0	0	0	0	0	0	0	0	0	1	1	0	1	
	F	0	0	1	0	0	0	0	0	0	0	0	0	0	0	0	0	0	0	2	3	0	3	
	T	0	0	1	0	0	0	0	0	0	0	0	0	0	0	0	0	0	0	3	4	0	4	

Table 15

(Continued)

		0-4	5-9	10-14	15-19	20-24	25-29	30-34	35-39	40-44	45-49	50-54	55-59	60-64	65-69	70-74	75-79	80-84	85-89	90+	Res	Non Res	Total	
145 Meningitis	M	3	0	0	0	0	0	0	1	1	0	0	0	0	0	0	0	0	0	0	€	1	6	
	F	0	0	0	0	0	0	0	0	0	0	0	0	0	0	0	0	0	0	0	0	€	0	0
	T	3	0	0	0	0	0	0	1	1	0	0	0	0	0	0	0	0	0	0	0	€	1	6
146 Other inflammatory diseases of central nervous system	M	0	0	0	0	1	1	0	0	0	0	3	0	0	1	0	0	0	0	0	€	0	6	
	F	0	0	0	0	0	0	2	0	0	0	0	1	0	0	0	2	0	0	0	€	1	6	
	T	0	0	0	0	1	1	2	0	0	0	3	1	0	1	0	2	0	0	0	11	1	12	
147 Parkinson's disease	M	0	0	0	0	0	0	0	0	0	0	0	0	0	0	6	14	14	10	8	52	0	52	
	F	0	0	0	0	0	0	0	0	0	0	0	0	0	1	4	4	15	14	6	44	0	44	
	T	0	0	0	0	0	0	0	0	0	0	0	0	0	1	10	18	29	24	14	96	0	96	
148 Alzheimer's disease	M	0	0	0	0	0	0	0	0	0	0	1	0	3	6	7	26	21	33	31	128	0	128	
	F	0	0	0	0	0	0	0	0	0	0	0	1	2	1	10	23	39	47	74	197	4	201	
	T	0	0	0	0	0	0	0	0	0	0	1	1	5	7	17	49	60	80	105	325	4	329	
149 Multiple sclerosis	M	0	0	0	0	0	0	0	0	1	0	5	5	1	0	0	0	1	2	1	16	0	16	
	F	0	0	0	0	0	0	0	0	1	0	2	2	6	5	4	1	1	1	0	23	0	23	
	T	0	0	0	0	0	0	0	0	2	0	7	7	7	5	4	1	2	3	1	39	0	39	
150 Epilepsy	M	1	0	0	1	0	0	0	1	0	0	1	0	0	0	0	0	1	1	0	€	0	6	
	F	1	0	0	0	2	1	1	1	3	0	1	1	0	2	1	1	0	0	2	17	0	17	
	T	2	0	0	1	2	1	1	2	3	0	2	1	0	2	1	1	1	1	2	23	0	23	
151 Transient cerebral ischemic attacks and related syndromes	M	0	0	0	0	0	0	0	0	0	0	0	0	0	0	0	2	0	1	0	€	0	3	
	F	0	0	0	0	0	0	0	0	0	0	0	0	0	0	0	0	0	3	1	4	0	4	
	T	0	0	0	0	0	0	0	0	0	0	0	0	0	0	0	2	0	4	1	7	0	7	
152 Infantile cerebral palsy	M	1	1	0	0	3	0	0	0	1	0	0	0	0	0	0	0	0	0	0	€	0	6	
	F	1	0	3	1	0	0	0	0	0	0	0	0	1	1	0	0	1	0	0	€	0	8	
	T	2	1	3	1	3	0	0	0	1	0	0	0	1	1	0	0	1	0	0	14	0	14	
153 All other diseases of nervous system	M	3	0	0	1	1	1	4	1	7	1	1	11	15	9	13	13	4	4	2	91	0	91	
	F	2	0	0	0	0	0	1	1	2	1	7	5	8	10	14	20	6	6	1	84	1	85	
	T	5	0	0	1	1	1	5	2	9	2	8	16	23	19	27	33	10	10	3	175	1	176	
154 VII. Diseases of the eye and adnexa	M	0	0	0	0	0	0	0	0	0	0	0	0	0	0	0	0	0	0	0	€	0	0	
	F	0	0	0	0	0	0	0	0	0	0	0	0	0	0	0	0	0	0	1	1	0	1	
	T	0	0	0	0	0	0	0	0	0	0	0	0	0	0	0	0	0	0	1	1	0	1	
155 VIII. Diseases of the ear and mastoid process	M	0	0	0	0	0	0	0	0	0	0	0	0	0	0	0	0	0	0	0	€	0	0	
	F	0	0	0	0	0	0	0	0	0	0	0	0	0	0	0	0	0	0	0	€	0	0	
	T	0	0	0	0	0	0	0	0	0	0	0	0	0	0	0	0	0	0	0	€	0	0	
156 Acute rheumatic fever	M	0	0	0	0	0	0	0	0	0	0	0	0	0	0	0	0	0	0	0	€	0	0	
	F	0	0	0	0	0	0	0	0	0	0	0	0	0	0	0	0	0	0	0	€	0	0	
	T	0	0	0	0	0	0	0	0	0	0	0	0	0	0	0	0	0	0	0	€	0	0	

Table 15

(Continued)

		0-4	5-9	10-14	15-19	20-24	25-29	30-34	35-39	40-44	45-49	50-54	55-59	60-64	65-69	70-74	75-79	80-84	85-89	90+	Res	Non Res	Total	
157 Rheumatic mitral valve diseases	M	0	0	0	0	0	0	0	0	0	0	0	0	1	0	1	1	0	2	1	€	0	6	
	F	0	0	0	0	0	0	0	0	0	0	0	0	1	1	0	1	1	1	1	1	7	0	7
	T	0	0	0	0	0	0	0	0	0	0	0	0	1	2	0	2	2	1	3	2	13	0	13
158 Rheumatic aortic valve diseases	M	0	0	0	0	0	0	0	0	0	0	0	0	0	0	0	0	0	0	0	€	0	0	
	F	0	0	0	0	0	0	0	0	0	0	0	0	0	0	0	0	0	0	0	€	0	0	
	T	0	0	0	0	0	0	0	0	0	0	0	0	0	0	0	0	0	0	0	€	0	0	
160 Other chronic rheumatic heart diseases	M	0	0	0	0	0	0	0	0	0	0	0	1	1	1	0	0	0	0	0	€	0	3	
	F	0	0	0	0	0	0	0	0	1	0	0	0	0	0	1	0	5	3	0	10	0	10	
	T	0	0	0	0	0	0	0	0	0	1	0	0	1	1	1	0	5	3	0	13	0	13	
161 Essential (primary) hypertension	M	0	0	0	0	0	0	0	0	0	0	0	1	0	3	2	3	3	1	2	15	0	15	
	F	0	0	0	0	0	0	0	0	0	0	0	0	0	0	2	7	6	9	14	38	0	38	
	T	0	0	0	0	0	0	0	0	0	0	0	1	0	3	4	10	9	10	16	53	0	53	
162 Hypertensive heart disease	M	0	0	0	0	0	0	0	1	1	2	2	2	2	1	2	5	4	3	3	28	0	28	
	F	0	0	0	0	0	0	0	0	1	2	1	1	2	2	7	2	5	8	12	43	0	43	
	T	0	0	0	0	0	0	0	1	2	4	3	3	4	3	9	7	9	11	15	71	0	71	
163 Hypertensive renal disease	M	0	0	0	0	0	0	0	0	0	0	0	0	2	0	2	2	7	3	3	19	0	19	
	F	0	0	0	0	0	0	0	0	0	0	1	0	0	1	2	5	3	3	10	25	0	25	
	T	0	0	0	0	0	0	0	0	0	0	1	0	2	1	4	7	10	6	13	44	0	44	
164 Hypertensive heart and renal disease	M	0	0	0	0	0	0	0	0	0	0	0	0	0	0	0	0	1	1	0	€	0	2	
	F	0	0	0	0	0	1	0	0	0	0	0	0	0	0	1	4	0	2	1	€	0	9	
	T	0	0	0	0	0	1	0	0	0	0	0	0	0	0	1	4	1	3	1	11	0	11	
165 Acute myocardial infarction	M	1	0	0	0	0	0	0	5	9	14	31	44	67	95	85	128	130	94	71	774	22	796	
	F	0	0	0	0	0	0	0	1	3	3	7	11	21	20	45	69	109	128	105	522	12	534	
	T	1	0	0	0	0	0	0	6	12	17	38	55	88	115	130	197	239	222	176	1296	34	1330	
166 Other acute ischemic heart diseases	M	0	0	0	0	0	0	0	0	0	1	0	0	0	1	1	1	0	0	1	€	0	5	
	F	0	0	0	0	0	0	0	0	0	0	0	0	0	0	0	1	1	1	0	€	0	3	
	T	0	0	0	0	0	0	0	0	0	1	0	0	0	1	1	2	1	1	1	€	0	8	
167 Atherosclerotic cardiovascular disease, so described	M	0	0	0	0	0	0	0	0	0	4	9	19	23	36	60	47	46	25	14	283	8	291	
	F	0	0	0	0	0	0	0	0	1	2	5	1	14	18	34	36	54	49	34	248	6	254	
	T	0	0	0	0	0	0	0	0	1	6	14	20	37	54	94	83	100	74	48	531	14	545	
168 All other forms of chronic ischemic heart disease	M	0	0	0	0	0	0	1	8	17	46	47	64	58	93	123	147	166	153	119	1042	22	1064	
	F	0	0	0	0	0	0	2	4	7	6	9	15	21	30	47	104	117	193	259	815	9	824	
	T	0	0	0	0	0	0	3	12	24	52	56	79	79	123	170	251	283	346	378	1857	31	1888	
169 Pulmonary embolism	M	0	0	0	0	0	0	0	0	4	1	2	2	2	3	2	9	4	0	1	30	0	30	
	F	0	0	0	0	1	0	0	2	0	0	3	1	4	3	4	6	2	2	2	30	0	30	
	T	0	0	0	0	1	0	0	2	4	1	5	3	6	6	6	15	6	2	3	60	0	60	

Table 15

(Continued)

		0-4	5-9	10-14	15-19	20-24	25-29	30-34	35-39	40-44	45-49	50-54	55-59	60-64	65-69	70-74	75-79	80-84	85-89	90+	Res	Non Res	Total
170 Other pulmonary heart disease and diseases of pulmonary circulation	M	1	0	0	0	0	0	0	0	0	0	0	0	0	0	0	0	0	1	0	2	0	2
	F	1	0	0	0	2	1	0	1	0	0	1	1	0	1	6	1	2	2	3	22	2	24
	T	2	0	0	0	2	1	0	1	0	0	1	1	0	1	6	1	2	3	3	24	2	26
171 Acute and subacute endocarditis	M	0	0	0	0	0	0	0	0	0	0	0	0	0	2	2	0	0	0	0	4	0	4
	F	0	0	0	0	0	0	0	0	0	0	0	0	0	1	0	1	0	0	0	2	0	2
	T	0	0	0	0	0	0	0	0	0	0	0	0	0	3	2	1	0	0	0	6	0	6
172 Diseases of pericardium and acute myocarditis	M	0	0	0	0	0	0	0	0	1	2	0	0	1	1	0	0	1	0	0	6	0	6
	F	0	0	0	0	0	0	0	0	1	0	1	0	0	0	1	0	0	0	0	3	0	3
	T	0	0	0	0	0	0	0	0	2	2	1	0	1	1	1	0	1	0	0	9	0	9
173 Nonrheumatic mitral valve disorders	M	0	0	0	1	0	0	0	0	0	0	0	0	0	0	1	1	3	1	0	7	0	7
	F	0	0	0	0	0	1	0	0	0	0	0	0	0	0	0	1	2	0	0	4	0	4
	T	0	0	0	1	0	1	0	0	0	0	0	0	0	0	1	2	5	1	0	11	0	11
174 Nonrheumatic aortic valve disorders	M	0	0	0	0	0	0	0	0	0	0	0	1	2	2	4	6	6	8	1	30	3	33
	F	0	0	0	0	0	0	0	1	0	0	0	1	0	3	4	4	5	7	3	28	1	29
	T	0	0	0	0	0	0	0	1	0	0	0	2	2	5	8	10	11	15	4	58	4	62
175 All other diseases of endocardium	M	0	0	0	0	0	0	0	0	0	0	0	2	0	2	0	0	2	1	1	8	0	8
	F	1	0	0	0	1	0	0	0	1	0	0	0	3	1	2	3	4	6	1	23	0	23
	T	1	0	0	0	1	0	0	0	1	0	0	2	3	3	2	3	6	7	2	31	0	31
176 Cardiomyopathy	M	2	1	1	0	0	2	0	1	3	3	2	2	3	3	6	2	2	4	3	40	0	40
	F	0	0	1	0	1	0	0	1	0	0	1	1	3	4	3	3	1	0	0	19	1	20
	T	2	1	2	0	1	2	0	2	3	3	3	3	6	7	9	5	3	4	3	59	1	60
177 Conduction disorders and cardiac dysrhythmias	M	0	1	0	1	1	0	1	1	0	2	1	3	9	3	11	15	8	12	10	79	1	80
	F	0	1	0	0	1	1	1	1	0	0	0	0	0	3	3	7	19	14	21	72	0	72
	T	0	2	0	1	2	1	2	2	0	2	1	3	9	6	14	22	27	26	31	151	1	152
178 Congestive heart failure	M	0	0	0	0	0	0	0	0	0	0	1	0	0	2	12	23	31	32	31	132	1	133
	F	0	0	0	0	0	0	0	0	0	0	0	1	1	2	8	14	33	60	85	204	1	205
	T	0	0	0	0	0	0	0	0	0	0	1	1	1	4	20	37	64	92	116	336	2	338
179 Other and unspecified heart failure	M	0	0	0	0	0	0	0	0	0	0	0	0	0	0	1	0	1	2	6	10	0	10
	F	0	0	0	0	0	0	1	1	0	0	0	0	1	0	1	3	7	10	17	41	0	41
	T	0	0	0	0	0	0	1	1	0	0	0	0	1	0	2	3	8	12	23	51	0	51
180 Myocarditis, unspecified and myocardial degeneration	M	0	0	0	0	0	0	0	0	0	0	0	0	0	0	0	0	0	0	0	0	0	0
	F	0	0	0	0	0	1	0	0	1	0	0	0	0	0	0	0	0	1	2	5	0	5
	T	0	0	0	0	0	1	0	0	1	0	0	0	0	0	0	0	0	1	2	5	0	5
181 All other and ill-defined forms of heart disease	M	0	0	0	0	0	0	0	0	0	0	0	0	1	4	0	4	5	2	3	19	1	20
	F	0	0	0	0	0	0	0	0	0	0	0	1	0	1	3	6	1	9	2	23	1	24
	T	0	0	0	0	0	0	0	0	0	0	0	1	1	5	3	10	6	11	5	42	2	44

Table 15

(Continued)

		0-4	5-9	10-14	15-19	20-24	25-29	30-34	35-39	40-44	45-49	50-54	55-59	60-64	65-69	70-74	75-79	80-84	85-89	90+	Res	Non Res	Total
182 Subarachnoid hemorrhage	M	0	0	0	0	0	0	0	0	2	2	2	1	2	1	2	1	1	0	1	15	0	15
	F	0	0	0	0	0	0	1	4	1	6	0	2	4	6	2	4	5	2	0	37	2	39
	T	0	0	0	0	0	0	1	4	3	8	2	3	6	7	4	5	6	2	1	52	2	54
183 Intracerebral and other intracranial hemorrhage	M	0	1	0	0	0	0	0	0	2	2	3	6	3	8	8	12	19	11	7	82	4	86
	F	0	0	0	0	0	0	0	0	0	1	0	1	4	3	9	16	19	19	12	84	4	88
	T	0	1	0	0	0	0	0	0	2	3	3	7	7	11	17	28	38	30	19	166	8	174
184 Cerebral infarction	M	0	0	0	0	0	1	1	0	0	0	0	0	3	4	8	15	12	7	3	54	1	55
	F	0	0	0	0	0	0	0	0	0	0	2	0	0	2	1	6	10	14	25	60	1	61
	T	0	0	0	0	0	1	1	0	0	0	2	0	3	6	9	21	22	21	28	114	2	116
185 Stroke, not specified as hemorrhage or infarction	M	0	0	0	0	0	0	0	0	2	1	5	4	7	10	21	56	55	56	38	255	1	256
	F	0	0	0	0	0	0	0	0	0	0	0	1	4	9	20	42	89	103	137	405	2	407
	T	0	0	0	0	0	0	0	0	2	1	5	5	11	19	41	98	144	159	175	660	3	663
186 Other cerebrovascular diseases and their sequelae	M	1	0	0	0	0	0	0	0	0	0	0	1	2	3	13	19	27	24	16	106	0	106
	F	0	0	0	0	0	0	1	0	1	0	2	1	0	2	4	10	21	29	43	114	0	114
	T	1	0	0	0	0	0	1	0	1	0	2	2	2	5	17	29	48	53	59	220	0	220
187 Atherosclerosis	M	0	0	0	0	0	0	0	0	0	1	0	1	2	5	13	14	16	15	24	91	0	91
	F	0	0	0	0	0	0	0	0	0	0	0	2	0	2	4	8	31	44	68	159	3	162
	T	0	0	0	0	0	0	0	0	0	1	0	3	2	7	17	22	47	59	92	250	3	253
188 Aortic aneurysm and dissection	M	0	0	0	0	0	0	2	0	0	5	3	2	6	9	19	15	16	12	6	95	3	98
	F	0	0	0	0	0	0	0	0	1	1	0	0	2	4	5	9	10	11	7	50	3	53
	T	0	0	0	0	0	0	2	0	1	6	3	2	8	13	24	24	26	23	13	145	6	151
189 Other diseases of arteries, arterioles and capillaries	M	0	0	0	0	0	0	0	0	0	1	2	1	4	2	1	2	4	6	2	25	1	26
	F	0	0	0	0	0	0	0	0	0	0	0	0	1	1	1	3	5	6	9	26	1	27
	T	0	0	0	0	0	0	0	0	0	1	2	1	5	3	2	5	9	12	11	51	2	53
190 Phlebitis, thrombophlebitis, venous embolism and thrombosis	M	0	0	0	0	0	0	0	0	0	0	0	0	0	0	0	2	2	0	0	4	1	5
	F	0	0	0	0	0	0	0	0	2	1	1	1	0	4	1	1	3	2	1	17	1	18
	T	0	0	0	0	0	0	0	0	2	1	1	1	0	4	1	3	5	2	1	21	2	23
192 Acute pharyngitis and tonsillitis	M	0	0	0	0	0	0	0	0	0	0	0	0	0	0	0	0	0	0	0	C	0	0
	F	0	0	0	0	0	0	0	0	0	0	0	0	0	0	0	0	0	0	0	C	0	0
	T	0	0	0	0	0	0	0	0	0	0	0	0	0	0	0	0	0	0	0	C	0	0
193 Acute laryngitis and tracheitis	M	0	0	0	0	0	0	0	0	0	0	0	0	0	0	0	0	0	0	0	C	0	0
	F	0	0	0	0	0	0	0	0	0	0	0	0	0	0	0	0	0	0	0	C	0	0
	T	0	0	0	0	0	0	0	0	0	0	0	0	0	0	0	0	0	0	0	C	0	0
194 Other and unspecified acute upper respiratory infections	M	0	0	0	0	0	0	0	0	0	0	0	0	0	0	0	0	0	0	0	C	0	0
	F	0	0	0	0	0	0	0	0	0	0	0	0	0	0	0	0	0	0	0	C	0	0
	T	0	0	0	0	0	0	0	0	0	0	0	0	0	0	0	0	0	0	0	C	0	0

Table 15

(Continued)

		0-4	5-9	10-14	15-19	20-24	25-29	30-34	35-39	40-44	45-49	50-54	55-59	60-64	65-69	70-74	75-79	80-84	85-89	90+	Res	Non Res	Total
195 Influenza	M	0	0	0	0	0	0	0	0	0	0	0	0	0	0	0	1	1	0	1	3	1	4
	F	1	0	0	0	0	0	0	0	0	0	0	0	0	0	0	1	0	0	0	2	0	2
	T	1	0	0	0	0	0	0	0	0	0	0	0	0	0	0	2	1	0	1	5	1	6
196 Viral pneumonia, not elsewhere classified	M	0	0	0	0	0	0	0	0	0	0	0	0	0	1	0	0	0	0	0	1	0	1
	F	0	0	0	0	0	0	0	0	0	0	0	0	0	0	0	0	0	1	1	2	0	2
	T	0	0	0	0	0	0	0	0	0	0	0	0	0	1	0	0	0	1	1	3	0	3
197 Bacterial pneumonia	M	0	0	0	0	0	0	0	0	1	0	0	0	1	2	1	1	1	0	0	7	0	7
	F	1	0	0	0	0	0	0	0	0	1	0	1	2	0	1	1	0	1	1	9	0	9
	T	1	0	0	0	0	0	0	0	1	1	0	1	3	2	2	2	1	1	1	16	0	16
198 Pneumonia due to other or unspecified organisms	M	2	0	0	1	0	0	1	0	6	1	7	6	6	8	8	9	22	12	23	112	3	115
	F	1	0	0	0	1	0	0	0	2	4	4	2	4	4	4	13	26	26	39	130	0	130
	T	3	0	0	1	1	0	1	0	8	5	11	8	10	12	12	22	48	38	62	242	3	245
199 Acute bronchitis and bronchiolitis	M	0	0	0	0	0	0	0	0	0	0	0	0	1	0	0	0	1	1	0	3	0	3
	F	0	0	0	0	0	0	0	0	0	0	1	0	0	0	0	1	0	1	1	4	0	4
	T	0	0	0	0	0	0	0	0	0	0	1	0	1	0	0	1	1	2	1	7	0	7
200 Unspecified acute lower respiratory infection	M	0	0	0	0	0	0	0	0	0	0	0	0	0	0	0	0	0	0	0	0	0	0
	F	0	0	0	0	0	0	0	0	0	0	0	0	0	0	0	0	0	0	2	2	0	2
	T	0	0	0	0	0	0	0	0	0	0	0	0	0	0	0	0	0	0	2	2	0	2
201 Other diseases of upper respiratory tract	M	0	0	0	0	0	0	0	0	0	0	0	0	1	0	0	0	0	0	0	1	0	1
	F	0	0	0	0	0	0	0	0	0	0	1	0	0	0	0	0	0	0	0	1	0	1
	T	0	0	0	0	0	0	0	0	0	0	1	0	1	0	0	0	0	0	0	2	0	2
202 Bronchitis, not specified as acute or chronic	M	1	0	0	0	0	0	0	0	0	0	0	0	0	0	0	0	0	0	0	1	0	1
	F	1	0	0	0	0	0	0	0	0	0	0	0	0	0	0	0	0	0	1	2	0	2
	T	2	0	0	0	0	0	0	0	0	0	0	0	0	0	0	0	0	0	1	3	0	3
203 Chronic bronchitis	M	0	0	0	0	0	0	0	0	0	0	0	0	0	1	0	1	1	1	0	4	0	4
	F	0	0	0	0	0	0	0	0	0	0	0	0	0	0	0	0	1	0	0	1	0	1
	T	0	0	0	0	0	0	0	0	0	0	0	0	0	1	0	1	2	1	0	5	0	5
204 Emphysema	M	0	0	0	0	0	0	0	0	0	0	1	2	4	4	7	7	7	3	2	37	0	37
	F	0	0	0	0	0	0	0	0	0	0	0	4	3	2	3	9	0	3	1	25	1	26
	T	0	0	0	0	0	0	0	0	0	0	1	6	7	6	10	16	7	6	3	62	1	63
205 Other chronic obstructive pulmonary disease	M	0	0	0	0	0	0	0	0	0	1	4	13	11	28	60	67	82	74	41	381	4	385
	F	0	0	0	0	0	0	0	0	2	1	1	8	10	24	39	49	57	49	35	275	4	279
	T	0	0	0	0	0	0	0	0	2	2	5	21	21	52	99	116	139	123	76	656	8	664
206 Asthma	M	0	0	0	1	2	0	1	2	0	0	2	1	3	0	2	2	0	0	0	16	0	16
	F	0	0	0	1	0	0	0	0	1	0	0	0	2	0	1	0	2	2	0	9	0	9
	T	0	0	0	2	2	0	1	2	1	0	2	1	5	0	3	2	2	2	0	25	0	25

Table 15

(Continued)

		0-4	5-9	10-14	15-19	20-24	25-29	30-34	35-39	40-44	45-49	50-54	55-59	60-64	65-69	70-74	75-79	80-84	85-89	90+	Res	Non Res	Total
207 Bronchiectasis	M	0	0	0	0	0	0	0	0	0	0	0	0	0	0	0	2	1	0	1	4	0	4
	F	0	0	0	0	0	0	0	1	0	0	0	0	0	1	1	0	2	3	0	8	0	8
	T	0	0	0	0	0	0	0	1	0	0	0	0	0	1	1	2	3	3	1	12	0	12
208 Pneumoconioses and chemical effects	M	0	0	0	0	0	0	0	1	0	1	1	0	0	0	0	1	0	0	1	8	0	5
	F	0	0	0	0	0	0	1	1	0	0	0	0	0	0	0	0	0	0	0	2	0	2
	T	0	0	0	0	0	0	1	2	0	1	1	0	0	0	0	1	0	0	1	7	0	7
209 Pneumonitis due to food and vomit	M	0	0	0	0	0	1	0	1	0	0	1	0	4	9	9	12	14	9	13	73	2	75
	F	0	1	0	0	0	0	0	1	1	0	3	0	2	3	4	3	13	11	18	60	2	62
	T	0	1	0	0	0	1	0	2	1	0	4	0	6	12	13	15	27	20	31	133	4	137
210 Other pneumonitis due to solids and liquids	M	0	0	0	0	0	0	0	0	0	0	0	0	0	0	0	0	0	0	0	0	0	0
	F	0	0	0	0	0	0	0	0	0	0	0	0	0	0	0	0	0	0	0	0	0	0
	T	0	0	0	0	0	0	0	0	0	0	0	0	0	0	0	0	0	0	0	0	0	0
211 Other lung diseases due to external agents	M	0	0	0	0	0	0	0	0	0	0	0	0	0	0	0	0	0	2	0	2	0	2
	F	0	0	0	0	0	0	0	0	0	0	1	0	0	0	0	0	0	1	0	2	0	2
	T	0	0	0	0	0	0	0	0	0	0	1	0	0	0	0	0	0	3	0	4	0	4
212 Suppurative and necrotic conditions of lower respiratory tract	M	0	0	0	0	0	0	0	0	0	0	0	0	0	0	2	0	0	0	0	2	0	2
	F	0	0	0	0	0	0	0	0	0	0	0	1	0	1	0	0	0	0	1	3	0	3
	T	0	0	0	0	0	0	0	0	0	0	0	1	0	1	2	0	0	0	1	8	0	5
213 Pleural effusion and plaque	M	0	0	0	0	0	0	0	1	0	0	0	0	0	0	0	0	1	1	0	3	0	3
	F	0	0	0	0	0	0	0	0	0	0	0	0	0	0	0	0	0	1	0	1	0	1
	T	0	0	0	0	0	0	0	1	0	0	0	0	0	0	0	0	1	2	0	4	0	4
214 All other diseases of respiratory system	M	1	0	1	0	0	2	0	1	1	1	2	3	3	7	13	16	16	7	1	75	3	78
	F	0	0	0	0	0	0	2	2	0	2	1	2	4	8	6	7	11	6	9	60	2	62
	T	1	0	1	0	0	2	2	3	1	3	3	5	7	15	19	23	27	13	10	135	5	140
215 Diseases of oral cavity, salivary glands and jaws	M	0	0	0	0	0	0	0	0	1	0	0	0	0	0	0	0	0	0	0	1	0	1
	F	0	0	0	0	0	0	0	0	0	0	0	0	0	0	0	0	0	0	0	0	0	0
	T	0	0	0	0	0	0	0	0	1	0	0	0	0	0	0	0	0	0	0	1	0	1
216 Diseases of esophagus	M	0	0	0	0	0	0	0	0	0	1	0	1	0	0	1	1	5	2	2	13	0	13
	F	0	0	0	0	0	0	0	0	0	0	0	0	0	0	0	2	1	1	7	11	0	11
	T	0	0	0	0	0	0	0	0	0	1	0	1	0	0	1	3	6	3	9	24	0	24
217 Gastric ulcer	M	0	0	0	0	0	0	0	0	0	1	1	0	0	0	0	0	1	1	0	4	0	4
	F	0	0	0	0	0	0	0	0	0	0	0	1	1	1	1	0	0	3	1	8	0	8
	T	0	0	0	0	0	0	0	0	0	1	1	1	1	1	1	0	1	4	1	12	0	12
218 Duodenal ulcer	M	0	0	0	0	0	0	1	0	0	0	1	0	0	1	0	0	2	2	0	7	0	7
	F	0	0	0	0	0	0	0	0	0	1	0	0	1	0	0	2	1	1	1	7	2	9
	T	0	0	0	0	0	0	1	0	0	1	1	0	1	1	0	2	3	3	1	14	2	16

Table 15

(Continued)

		0-4	5-9	10-14	15-19	20-24	25-29	30-34	35-39	40-44	45-49	50-54	55-59	60-64	65-69	70-74	75-79	80-84	85-89	90+	Res	Non Res	Total
219 Peptic ulcer, site unspecified	M	0	0	0	0	0	0	0	0	1	0	0	0	0	0	0	1	0	2	1	5	0	5
	F	0	0	0	0	0	0	0	0	0	0	0	0	0	0	0	1	3	1	2	7	0	7
	T	0	0	0	0	0	0	0	0	1	0	0	0	0	0	0	2	3	3	3	12	0	12
220 Gastrojejunal ulcer	M	0	0	0	0	0	0	0	0	0	0	0	0	0	0	0	0	1	0	0	1	0	1
	F	0	0	0	0	0	0	0	0	0	0	0	0	0	0	0	0	0	0	0	0	0	0
	T	0	0	0	0	0	0	0	0	0	0	0	0	0	0	0	0	1	0	0	1	0	1
221 Gastritis and duodenitis	M	0	0	0	0	0	0	0	0	0	0	0	0	1	0	0	0	0	0	0	1	0	1
	F	0	0	0	0	0	0	0	0	0	0	0	0	0	0	0	0	0	0	0	0	0	0
	T	0	0	0	0	0	0	0	0	0	0	0	0	1	0	0	0	0	0	0	1	0	1
222 Dyspepsia and other diseases of stomach and duodenum	M	0	0	0	0	0	0	0	0	0	0	0	0	0	1	0	0	0	0	1	2	0	2
	F	0	0	0	0	0	0	0	1	0	0	0	0	0	0	0	0	1	1	1	4	0	4
	T	0	0	0	0	0	0	0	1	0	0	0	0	0	1	0	0	1	1	2	6	0	6
223 Diseases of appendix	M	0	0	0	0	0	0	0	0	0	1	0	0	0	0	0	0	1	0	0	2	0	2
	F	0	0	0	0	0	0	0	0	0	0	0	0	0	1	0	0	0	0	0	1	0	1
	T	0	0	0	0	0	0	0	0	0	1	0	0	0	1	0	0	1	0	0	3	0	3
224 Hernia	M	0	0	0	0	0	0	0	0	0	0	0	1	0	0	0	2	2	0	2	7	0	7
	F	0	0	0	0	0	0	0	0	0	1	0	0	1	0	0	2	2	3	0	9	0	9
	T	0	0	0	0	0	0	0	0	0	1	0	1	1	0	0	4	4	3	2	16	0	16
225 Crohn's disease and ulcerative colitis	M	0	0	0	0	0	0	0	0	0	1	0	0	1	0	0	2	1	0	0	5	0	5
	F	0	0	0	0	0	0	0	0	0	0	0	1	0	0	1	1	0	0	0	3	1	4
	T	0	0	0	0	0	0	0	0	0	1	0	1	1	0	1	3	1	0	0	9	1	9
226 Vascular disorders and obstruction of intestine without hernia	M	0	0	0	0	0	0	0	0	1	1	0	1	1	7	0	11	11	8	11	52	0	52
	F	1	0	0	0	0	0	0	2	0	1	2	0	3	6	7	13	14	24	18	91	2	93
	T	1	0	0	0	0	0	0	2	1	2	2	1	4	13	7	24	25	32	29	143	2	145
227 Diverticular disease of intestine	M	0	0	0	0	0	0	0	0	0	0	0	0	0	1	2	1	2	1	1	8	0	8
	F	0	0	0	0	0	0	0	0	0	0	0	0	0	2	2	2	1	3	5	15	0	15
	T	0	0	0	0	0	0	0	0	0	0	0	0	0	3	4	3	3	4	6	23	0	23
228 Other diseases of intestines and peritoneum	M	0	0	0	0	0	0	1	0	0	0	1	0	2	2	3	2	1	1	1	14	1	15
	F	0	0	0	0	0	0	0	0	0	1	0	0	0	2	2	4	4	10	4	27	1	28
	T	0	0	0	0	0	0	1	0	0	1	1	0	2	4	5	6	5	11	5	41	2	43
229 Diseases of peritoneum	M	1	0	0	0	0	0	0	0	0	0	0	0	0	1	1	1	2	0	1	7	0	7
	F	0	0	0	0	0	0	0	0	0	1	0	1	1	1	2	0	1	1	3	11	0	11
	T	1	0	0	0	0	0	0	0	0	1	0	1	1	2	3	1	3	1	4	18	0	18
230 Alcoholic liver disease	M	0	0	0	0	0	0	1	2	3	15	9	11	11	5	4	2	3	0	1	67	6	73
	F	0	0	0	0	0	0	0	2	4	6	8	2	3	4	1	1	0	0	0	31	0	31
	T	0	0	0	0	0	0	1	4	7	21	17	13	14	9	5	3	3	0	1	98	6	104

Table 15

(Continued)

		0-4	5-9	10-14	15-19	20-24	25-29	30-34	35-39	40-44	45-49	50-54	55-59	60-64	65-69	70-74	75-79	80-84	85-89	90+	Res	Non Res	Total
231 Chronic hepatitis, not elsewhere classified	M	0	0	0	0	0	0	0	0	0	0	0	0	0	0	0	0	0	0	0	0	0	0
	F	0	0	0	0	0	0	0	1	0	0	0	0	0	0	1	0	0	0	0	2	0	2
	T	0	0	0	0	0	0	0	1	0	0	0	0	0	0	1	0	0	0	0	2	0	2
232 Fibrosis and cirrhosis of liver	M	0	0	0	0	0	0	0	0	0	8	5	1	3	7	4	5	4	3	0	40	0	40
	F	0	0	0	0	0	0	0	0	2	1	4	3	5	5	7	11	2	1	1	42	1	43
	T	0	0	0	0	0	0	0	0	2	9	9	4	8	12	11	16	6	4	1	82	1	83
233 Other diseases of liver	M	1	0	0	0	0	0	0	0	0	2	7	6	5	3	5	3	2	1	0	35	3	38
	F	0	0	0	0	0	0	0	2	2	2	1	1	1	7	1	4	3	1	1	26	2	28
	T	1	0	0	0	0	0	0	2	2	4	8	7	6	10	6	7	5	2	1	61	5	66
234 Cholelithiasis and other disorders of gallbladder	M	0	0	0	0	0	0	0	0	0	0	0	0	1	2	1	0	0	0	1	5	0	5
	F	0	0	0	0	0	0	0	0	0	0	0	1	0	1	1	1	2	2	3	11	0	11
	T	0	0	0	0	0	0	0	0	0	0	0	1	1	3	2	1	2	2	4	16	0	16
235 Pancreatitis	M	0	0	0	0	0	0	0	0	0	2	1	0	1	2	1	0	4	0	0	11	0	11
	F	0	0	0	0	0	0	0	1	0	0	0	2	1	1	0	3	1	2	1	12	0	12
	T	0	0	0	0	0	0	0	1	0	2	1	2	2	3	1	3	5	2	1	23	0	23
236 Other disorders of biliary tract and pancreas	M	0	0	0	0	0	0	0	0	0	0	2	0	1	0	1	2	0	0	1	7	0	7
	F	0	0	0	0	0	0	0	0	0	0	0	0	0	0	0	1	1	0	1	3	0	3
	T	0	0	0	0	0	0	0	0	0	0	2	0	1	0	1	3	1	0	2	10	0	10
237 All other diseases of digestive system	M	1	0	0	0	0	0	0	0	0	0	1	0	2	2	4	5	3	4	6	28	1	29
	F	1	0	0	0	0	0	0	0	0	1	0	1	0	0	2	1	5	8	11	30	0	30
	T	2	0	0	0	0	0	0	0	0	1	1	1	2	2	6	6	8	12	17	58	1	59
238 Infections of skin and subcutaneous tissue	M	0	0	0	0	0	0	0	0	0	0	0	0	0	0	1	1	2	0	0	4	0	4
	F	0	0	0	0	0	0	0	0	0	0	1	0	0	1	1	0	3	0	2	5	0	8
	T	0	0	0	0	0	0	0	0	0	0	1	0	0	1	2	1	5	0	2	12	0	12
239 Other and unspecified diseases of skin and subcutaneous tissue	M	0	0	0	0	0	0	0	0	0	0	0	1	0	1	0	1	2	1	2	5	0	8
	F	0	0	0	0	0	0	0	0	0	0	1	0	0	0	1	0	0	2	2	5	0	6
	T	0	0	0	0	0	0	0	0	0	0	1	1	0	1	1	1	2	3	4	14	0	14
240 Rheumatoid arthritis and related inflammatory polyarthropathies	M	0	0	0	0	0	0	0	0	0	1	0	0	0	1	2	1	1	0	0	5	1	7
	F	0	0	0	0	0	0	0	0	0	0	2	0	0	4	2	1	2	2	1	14	0	14
	T	0	0	0	0	0	0	0	0	0	1	2	0	0	5	4	2	3	2	1	20	1	21
241 Systemic lupus erythematosus	M	0	0	0	0	0	0	1	0	0	0	0	1	0	0	0	0	0	0	0	2	0	2
	F	0	0	0	0	0	0	1	0	0	0	0	0	1	0	0	2	0	0	0	4	0	4
	T	0	0	0	0	0	0	2	0	0	0	0	1	1	0	0	2	0	0	0	6	0	6
242 Other arthropathies and related disorders	M	0	0	0	1	0	0	0	0	3	0	0	1	1	2	2	2	0	1	3	16	1	17
	F	0	0	0	0	0	0	0	0	1	1	1	2	3	3	4	3	2	3	9	32	0	32
	T	0	0	0	1	0	0	0	0	4	1	1	3	4	5	6	5	2	4	12	48	1	49

Table 15

(Continued)

		0-4	5-9	10-14	15-19	20-24	25-29	30-34	35-39	40-44	45-49	50-54	55-59	60-64	65-69	70-74	75-79	80-84	85-89	90+	Res	Non Res	Total	
243 Dorsopathies	M	0	0	0	0	0	0	0	0	0	0	0	0	0	1	2	0	0	0	0	3	0	3	
	F	0	0	0	0	0	0	0	0	1	0	1	0	0	1	0	1	1	1	1	1	7	0	7
	T	0	0	0	0	0	0	0	0	1	0	1	0	0	2	2	1	1	1	1	1	10	0	10
244 Soft tissue disorders	M	0	0	0	0	0	0	0	0	1	0	0	0	0	0	0	0	0	1	1	3	0	3	
	F	0	0	0	0	0	0	0	0	0	0	0	0	1	0	2	0	1	0	0	4	0	4	
	T	0	0	0	0	0	0	0	0	1	0	0	0	1	0	2	0	1	1	1	7	0	7	
245 Osteoporosis	M	0	0	0	0	0	0	0	0	0	0	0	0	0	0	0	0	1	0	1	2	0	2	
	F	0	0	0	0	0	0	0	0	0	0	0	0	0	0	1	2	2	4	13	22	0	22	
	T	0	0	0	0	0	0	0	0	0	0	0	0	0	0	1	2	3	4	14	24	0	24	
246 Other osteopathies, chondropathies and disorders of musculoskeletal system and connective tissue	M	0	0	0	0	0	0	0	0	0	0	0	0	0	0	0	1	0	0	0	1	0	1	
	F	0	0	0	0	0	0	0	0	0	0	0	0	0	0	0	1	0	0	1	2	0	2	
	T	0	0	0	0	0	0	0	0	0	0	0	0	0	0	0	2	0	0	1	3	0	3	
247 Acute and rapidly progressive nephritic syndrome	M	0	0	0	0	0	0	0	0	0	0	0	0	0	0	0	0	0	0	0	0	0	0	
	F	0	0	0	0	0	0	0	0	0	0	0	0	0	0	0	0	0	0	0	0	0	0	
	T	0	0	0	0	0	0	0	0	0	0	0	0	0	0	0	0	0	0	0	0	0	0	
248 Nephrotic syndrome	M	0	0	0	0	0	0	0	0	0	0	0	0	0	0	0	0	0	1	0	1	0	1	
	F	0	0	0	0	0	0	0	0	0	0	0	0	0	0	0	0	0	0	0	0	0	0	
	T	0	0	0	0	0	0	0	0	0	0	0	0	0	0	0	0	0	1	0	1	0	1	
249 Other and unspecified glomerular diseases	M	0	0	0	0	0	0	0	0	1	0	0	0	0	0	0	0	0	0	0	1	0	1	
	F	0	0	0	0	0	0	0	0	0	0	0	0	0	0	0	0	0	0	0	0	0	0	
	T	0	0	0	0	0	0	0	0	1	0	0	0	0	0	0	0	0	0	0	1	0	1	
250 Renal tubulo-interstitial diseases	M	0	0	0	0	0	0	0	0	0	0	0	0	0	0	0	1	0	0	1	2	0	2	
	F	0	0	0	0	0	0	0	0	0	0	1	0	1	0	2	1	3	1	2	11	0	11	
	T	0	0	0	0	0	0	0	0	0	0	1	0	1	0	2	2	3	1	3	13	0	13	
251 Renal failure	M	1	0	0	0	0	0	0	0	0	5	1	1	1	16	15	16	20	16	11	103	0	103	
	F	0	0	0	0	1	0	0	0	0	5	2	2	5	8	6	17	13	19	23	101	0	101	
	T	1	0	0	0	1	0	0	0	0	10	3	3	6	24	21	33	33	35	34	204	0	204	
252 Urolithiasis	M	0	0	0	0	0	0	0	0	0	0	0	0	0	0	0	0	0	0	0	0	0	0	
	F	0	0	0	0	0	0	0	0	0	0	0	0	0	0	0	0	0	0	0	0	0	0	
	T	0	0	0	0	0	0	0	0	0	0	0	0	0	0	0	0	0	0	0	0	0	0	
253 Other and unspecified disorders of kidney	M	0	0	0	0	0	0	0	0	0	0	0	0	0	0	0	0	0	0	0	0	0	0	
	F	0	0	0	0	0	0	0	0	0	0	0	0	0	0	0	1	0	0	0	1	0	1	
	T	0	0	0	0	0	0	0	0	0	0	0	0	0	0	0	1	0	0	0	1	0	1	
254 Urinary tract infection, site not specified	M	0	0	0	0	0	1	0	0	0	0	0	0	0	0	1	5	6	5	3	21	0	21	
	F	0	0	0	0	0	0	0	0	0	0	0	0	1	2	3	2	3	7	7	25	1	26	
	T	0	0	0	0	0	1	0	0	0	0	0	0	1	2	4	7	9	12	10	46	1	47	

Table 15

(Continued)

		0-4	5-9	10-14	15-19	20-24	25-29	30-34	35-39	40-44	45-49	50-54	55-59	60-64	65-69	70-74	75-79	80-84	85-89	90+	Res	Non Res	Total	
267 Hemorrhage of pregnancy and childbirth and placenta previa	M	0	0	0	0	0	0	0	0	0	0	0	0	0	0	0	0	0	0	0	0	0	0	
	F	0	0	0	0	0	0	0	0	0	0	0	0	0	0	0	0	0	0	0	0	0	0	0
	T	0	0	0	0	0	0	0	0	0	0	0	0	0	0	0	0	0	0	0	0	0	0	0
268 Obstetric embolism	M	0	0	0	0	0	0	0	0	0	0	0	0	0	0	0	0	0	0	0	0	0	0	0
	F	0	0	0	0	0	0	0	0	0	0	0	0	0	0	0	0	0	0	0	0	0	0	0
	T	0	0	0	0	0	0	0	0	0	0	0	0	0	0	0	0	0	0	0	0	0	0	0
269 Other complications predominately related to the puerperium	M	0	0	0	0	0	0	0	0	0	0	0	0	0	0	0	0	0	0	0	0	0	0	0
	F	0	0	0	0	0	0	0	0	0	0	0	0	0	0	0	0	0	0	0	0	0	0	0
	T	0	0	0	0	0	0	0	0	0	0	0	0	0	0	0	0	0	0	0	0	0	0	0
270 All other direct obstetric causes	M	0	0	0	0	0	0	0	0	0	0	0	0	0	0	0	0	0	0	0	0	0	0	0
	F	0	0	0	0	0	0	0	0	0	0	0	0	0	0	0	0	0	0	0	0	0	1	1
	T	0	0	0	0	0	0	0	0	0	0	0	0	0	0	0	0	0	0	0	0	0	1	1
271 Obstetric death of unspecified cause	M	0	0	0	0	0	0	0	0	0	0	0	0	0	0	0	0	0	0	0	0	0	0	0
	F	0	0	0	0	0	0	0	0	0	0	0	0	0	0	0	0	0	0	0	0	0	0	0
	T	0	0	0	0	0	0	0	0	0	0	0	0	0	0	0	0	0	0	0	0	0	0	0
272 Other deaths related to pregnancy, childbirth and the puerperium	M	0	0	0	0	0	0	0	0	0	0	0	0	0	0	0	0	0	0	0	0	0	0	0
	F	0	0	0	0	0	0	0	0	0	0	0	0	0	0	0	0	0	0	0	0	0	0	0
	T	0	0	0	0	0	0	0	0	0	0	0	0	0	0	0	0	0	0	0	0	0	0	0
273 Indirect obstetric deaths	M	0	0	0	0	0	0	0	0	0	0	0	0	0	0	0	0	0	0	0	0	0	0	0
	F	0	0	0	0	0	0	0	0	0	0	0	0	0	0	0	0	0	0	0	0	0	0	0
	T	0	0	0	0	0	0	0	0	0	0	0	0	0	0	0	0	0	0	0	0	0	0	0
274 Newborn affected by maternal factors and by complications of pregnancy, labour and delivery	M	15	0	0	0	0	0	0	0	0	0	0	0	0	0	0	0	0	0	0	0	15	4	19
	F	10	0	0	0	0	0	0	0	0	0	0	0	0	0	0	0	0	0	0	0	10	0	10
	T	25	0	0	0	0	0	0	0	0	0	0	0	0	0	0	0	0	0	0	0	25	4	29
275 Disorders related to short gestation and low birth weight, not elsewhere classified	M	3	0	0	0	0	0	0	0	0	0	0	0	0	0	0	0	0	0	0	0	3	1	4
	F	6	0	0	0	0	0	0	0	0	0	0	0	0	0	0	0	0	0	0	0	6	0	6
	T	9	0	0	0	0	0	0	0	0	0	0	0	0	0	0	0	0	0	0	0	9	1	10
276 Birth trauma	M	0	0	0	0	0	0	0	0	0	0	0	0	0	0	0	0	0	0	0	0	0	0	0
	F	0	0	0	0	0	0	0	0	0	0	0	0	0	0	0	0	0	0	0	0	0	0	0
	T	0	0	0	0	0	0	0	0	0	0	0	0	0	0	0	0	0	0	0	0	0	0	0
277 Intrauterine hypoxia and birth asphyxia	M	9	0	0	0	0	0	0	0	0	0	0	0	0	0	0	0	0	0	0	0	9	2	11
	F	5	0	0	0	0	0	0	0	0	0	0	0	0	0	0	0	0	0	0	0	5	1	6
	T	14	0	0	0	0	0	0	0	0	0	0	0	0	0	0	0	0	0	0	0	14	3	17
278 Respiratory distress of newborn	M	6	0	0	0	0	0	0	0	0	0	0	0	0	0	0	0	0	0	0	0	6	0	6
	F	5	0	0	0	0	0	0	0	0	0	0	0	0	0	0	0	0	0	0	0	5	0	5
	T	11	0	0	0	0	0	0	0	0	0	0	0	0	0	0	0	0	0	0	0	11	0	11

Table 15

(Continued)

		0-4	5-9	10-14	15-19	20-24	25-29	30-34	35-39	40-44	45-49	50-54	55-59	60-64	65-69	70-74	75-79	80-84	85-89	90+	Res	Non Res	Total	
279 Other respiratory conditions originating in the perinatal period	M	6	0	0	0	0	0	0	0	0	0	0	0	0	0	0	0	0	0	0	0	1	7	
	F	3	0	0	0	0	0	0	0	0	0	0	0	0	0	0	0	0	0	0	0	0	0	3
	T	9	0	0	0	0	0	0	0	0	0	0	0	0	0	0	0	0	0	0	0	1	10	
280 Infections specific to the perinatal period	M	2	0	0	0	0	0	0	0	0	0	0	0	0	0	0	0	0	0	0	2	1	3	
	F	2	0	0	0	0	0	0	0	0	0	0	0	0	0	0	0	0	0	0	2	1	3	
	T	4	0	0	0	0	0	0	0	0	0	0	0	0	0	0	0	0	0	0	4	2	6	
281 Other and unspecified conditions originating in the perinatal period	M	8	0	0	0	0	0	0	0	0	0	0	0	0	0	0	0	0	0	0	8	2	10	
	F	6	0	0	0	0	0	0	0	0	0	0	0	0	0	0	0	0	0	0	6	1	7	
	T	14	0	0	0	0	0	0	0	0	0	0	0	0	0	0	0	0	0	0	14	3	17	
282 Anencephaly and similar malformations	M	1	0	0	0	0	0	0	0	0	0	0	0	0	0	0	0	0	0	0	1	0	1	
	F	1	0	0	0	0	0	0	0	0	0	0	0	0	0	0	0	0	0	0	1	0	1	
	T	2	0	0	0	0	0	0	0	0	0	0	0	0	0	0	0	0	0	0	2	0	2	
283 Spina bifida	M	1	0	0	0	0	0	0	0	0	0	0	0	0	0	0	0	0	0	0	1	0	1	
	F	0	0	0	1	0	0	0	0	0	0	0	0	0	0	0	0	0	0	0	1	0	1	
	T	1	0	0	1	0	0	0	0	0	0	0	0	0	0	0	0	0	0	0	2	0	2	
284 All other congenital malformations of nervous system	M	4	0	0	1	0	0	0	0	0	0	0	0	0	0	0	0	0	0	0	5	0	5	
	F	4	1	1	0	1	0	0	0	0	0	0	0	0	0	1	0	0	0	0	8	1	9	
	T	8	1	1	1	1	0	0	0	0	0	0	0	0	0	1	0	0	0	0	13	1	14	
285 Congenital malformations of heart	M	9	0	0	1	0	0	0	1	1	0	0	0	0	2	0	0	0	0	0	14	3	17	
	F	4	0	1	2	0	0	0	0	2	0	0	0	0	0	0	1	0	0	0	10	2	12	
	T	13	0	1	3	0	0	0	1	3	0	0	0	0	2	0	1	0	0	0	24	5	29	
286 Other congenital malformations of circulatory system	M	0	0	0	0	0	0	0	0	1	0	1	1	0	0	0	0	0	0	0	3	1	4	
	F	1	0	0	0	1	0	1	0	0	0	0	1	0	0	0	0	0	0	0	4	0	4	
	T	1	0	0	0	1	0	1	0	1	0	1	2	0	0	0	0	0	0	0	7	1	8	
287 Congenital malformations of respiratory system	M	1	0	0	0	0	0	0	0	0	0	0	0	0	0	0	0	0	0	0	1	1	2	
	F	2	0	0	0	0	0	0	0	0	0	0	0	0	0	0	0	0	0	0	2	0	2	
	T	3	0	0	0	0	0	0	0	0	0	0	0	0	0	0	0	0	0	0	3	1	4	
288 Other congenital malformations and deformations	M	19	0	0	0	0	1	1	0	0	1	2	0	0	1	0	0	0	0	0	25	0	25	
	F	10	0	0	0	0	1	1	0	0	0	0	0	0	0	0	0	0	0	1	13	1	14	
	T	29	0	0	0	0	2	2	0	0	1	2	0	0	1	0	0	0	0	1	38	1	39	
289 Down's syndrome	M	2	0	0	0	0	0	0	1	0	1	2	0	0	0	0	0	0	0	0	6	0	6	
	F	0	0	0	0	1	0	0	0	0	0	1	1	0	0	0	0	0	0	0	3	0	3	
	T	2	0	0	0	1	0	0	1	0	1	3	1	0	0	0	0	0	0	0	6	0	9	
290 All other chromosomal abnormalities, not elsewhere classified	M	3	0	0	0	0	0	0	0	0	0	0	0	1	0	0	0	0	0	0	4	0	4	
	F	4	0	0	0	0	0	0	0	0	0	0	0	0	0	0	0	0	0	0	4	1	5	
	T	7	0	0	0	0	0	0	0	0	0	0	0	1	0	0	0	0	0	0	8	1	9	

Table 15

(Continued)

		0-4	5-9	10-14	15-19	20-24	25-29	30-34	35-39	40-44	45-49	50-54	55-59	60-64	65-69	70-74	75-79	80-84	85-89	90+	Res	Non Res	Total
291 Senility	M	0	0	0	0	0	0	0	0	0	0	0	0	0	0	0	0	1	1	0	2	0	2
	F	0	0	0	0	0	0	0	0	0	0	0	0	0	0	0	0	1	0	8	5	0	9
	T	0	0	0	0	0	0	0	0	0	0	0	0	0	0	0	0	2	1	8	11	0	11
292 Sudden infant death syndrome	M	14	0	0	0	0	0	0	0	0	0	0	0	0	0	0	0	0	0	0	14	0	14
	F	5	0	0	0	0	0	0	0	0	0	0	0	0	0	0	0	0	0	0	5	0	5
	T	19	0	0	0	0	0	0	0	0	0	0	0	0	0	0	0	0	0	0	19	0	19
293 Other ill-defined and unknown causes of mortality	M	5	0	0	0	1	2	3	2	2	0	1	2	1	0	1	0	1	2	0	23	0	23
	F	4	0	0	0	0	0	0	1	1	1	1	1	1	1	0	0	2	2	2	16	0	16
	T	9	0	0	0	1	2	3	3	3	1	2	3	2	1	2	0	1	4	2	39	0	39
294 All other symptoms, signs and abnormal clinical and laboratory findings, not elsewhere classified	M	1	0	0	0	2	0	0	1	0	0	0	0	0	1	0	1	0	1	2	5	0	9
	F	0	0	0	0	0	0	0	1	0	0	0	0	0	0	2	1	0	5	5	14	0	14
	T	1	0	0	0	2	0	0	2	0	0	0	0	0	1	2	2	0	6	7	23	0	23
295 Railway accidents	M	0	0	1	2	0	0	0	0	2	0	0	0	0	0	0	0	0	0	0	5	0	5
	F	0	0	0	0	0	0	1	0	0	0	0	0	0	0	0	0	0	0	0	1	0	1
	T	0	0	1	2	0	0	1	0	2	0	0	0	0	0	0	0	0	0	0	6	0	6
296 Pedestrian involved in collision with motor vehicle	M	0	1	1	1	1	1	1	0	1	0	1	0	0	0	0	0	0	0	0	5	0	8
	F	0	0	0	0	0	0	0	0	0	1	0	1	1	1	1	0	0	0	0	5	1	6
	T	0	1	1	1	1	1	1	0	1	1	1	1	1	1	1	0	0	0	0	13	1	14
297 Pedalcyclist involved in collision with motor vehicle	M	0	1	0	0	0	0	1	0	0	0	1	0	0	1	0	0	0	0	0	4	0	4
	F	0	0	0	0	0	0	0	0	1	0	0	0	0	0	0	0	0	0	0	1	0	1
	T	0	1	0	0	0	0	1	0	1	0	1	0	0	1	0	0	0	0	0	5	0	5
298 Motorcyclist involved in any accident except collision with railway train	M	0	0	1	0	5	1	1	4	1	1	2	0	1	0	1	0	0	0	0	18	2	20
	F	0	0	0	1	1	1	0	0	0	0	0	1	0	0	0	0	0	0	0	4	0	4
	T	0	0	1	1	6	2	1	4	1	1	2	1	1	0	1	0	0	0	0	22	2	24
299 Motorcyclist involved in collision with railway train	M	0	0	0	0	0	0	0	0	0	0	0	0	0	0	0	0	0	0	0	0	0	0
	F	0	0	0	0	0	0	0	0	0	0	0	0	0	0	0	0	0	0	0	0	0	0
	T	0	0	0	0	0	0	0	0	0	0	0	0	0	0	0	0	0	0	0	0	0	0
300 Other motor vehicle accident involving collision with railway train	M	0	0	0	0	1	0	1	0	0	1	0	0	0	1	0	0	0	0	0	4	0	4
	F	0	0	0	0	0	0	0	0	0	0	0	0	0	0	0	0	0	0	0	0	0	0
	T	0	0	0	0	1	0	1	0	0	1	0	0	0	1	0	0	0	0	0	4	0	4
301 Occupant of motor vehicle involved in collision with other (non-motorized) road vehicle, streetcar, animal or pedestrian	M	0	0	0	0	0	0	0	0	0	0	0	1	0	0	0	0	0	0	0	1	0	1
	F	0	0	0	0	0	0	0	0	0	0	1	0	0	0	0	0	0	0	0	1	1	2
	T	0	0	0	0	0	0	0	0	0	0	1	1	0	0	0	0	0	0	0	2	1	3
302 Occupant of car, pickup truck or van involved in collision with other motor vehicle	M	0	0	0	3	0	0	1	0	3	0	1	2	0	1	1	1	0	0	0	13	0	13
	F	1	3	0	1	1	0	1	2	1	1	0	0	1	1	0	0	0	0	0	13	2	15
	T	1	3	0	4	1	0	2	2	4	1	1	2	1	2	1	1	0	0	0	26	2	28

Table 15

(Continued)

		0-4	5-9	10-14	15-19	20-24	25-29	30-34	35-39	40-44	45-49	50-54	55-59	60-64	65-69	70-74	75-79	80-84	85-89	90+	Res	Non Res	Total	
303 Occupant of heavy transport vehicle or bus involved in collision with other motor vehicle	M	0	0	0	0	0	0	0	0	0	0	0	0	0	0	0	0	0	0	0	0	1	1	
	F	0	0	0	0	0	0	0	0	0	0	0	0	0	0	0	0	1	0	0	0	1	0	1
	T	0	0	0	0	0	0	0	0	0	0	0	0	0	0	0	0	1	0	0	0	1	1	2
304 Occupant of motor vehicle involved in noncollision accident	M	0	1	0	2	1	0	0	4	1	2	1	0	1	0	0	0	0	0	0	13	7	20	
	F	0	0	0	1	0	0	0	0	0	0	0	0	0	0	0	0	0	0	0	1	0	1	
	T	0	1	0	3	1	0	0	4	1	2	1	0	1	0	0	0	0	0	0	14	7	21	
305 Occupant of special-use motor vehicle involved in any accident	M	1	1	2	0	2	0	0	1	3	1	1	1	0	0	0	0	0	0	0	13	1	14	
	F	0	0	0	1	0	0	0	0	0	0	0	0	0	0	0	0	0	0	0	1	0	1	
	T	1	1	2	1	2	0	0	1	3	1	1	1	0	0	0	0	0	0	0	14	1	15	
306 Other and unspecified motor vehicle accidents	M	4	2	0	14	12	3	8	5	7	5	5	6	4	4	4	1	3	3	0	90	8	98	
	F	1	4	0	4	2	4	3	4	9	3	2	4	2	3	3	4	4	2	0	58	2	60	
	T	5	6	0	18	14	7	11	9	16	8	7	10	6	7	7	5	7	5	0	148	10	158	
307 Streetcar accidents	M	0	0	0	0	0	0	0	0	0	0	0	0	0	0	0	0	0	0	0	0	0	0	
	F	0	0	0	0	0	0	0	0	0	0	0	0	0	0	0	0	0	0	0	0	0	0	
	T	0	0	0	0	0	0	0	0	0	0	0	0	0	0	0	0	0	0	0	0	0	0	
308 Other and unspecified land transport accidents	M	1	1	1	23	13	9	12	3	10	6	4	4	0	2	2	2	0	1	1	95	11	106	
	F	1	0	0	6	3	1	1	6	3	2	4	3	0	0	2	2	3	0	0	37	4	41	
	T	2	1	1	29	16	10	13	9	13	8	8	7	0	2	4	4	3	1	1	132	15	147	
309 Water transport accidents	M	0	0	0	0	0	0	0	0	0	0	1	0	0	0	0	0	0	0	0	1	0	1	
	F	0	0	0	0	0	0	0	0	0	0	0	0	0	0	0	1	0	0	0	1	0	1	
	T	0	0	0	0	0	0	0	0	0	0	1	0	0	0	0	1	0	0	0	2	0	2	
310 Air and space transport accidents	M	0	0	0	0	0	0	2	0	0	0	0	0	1	0	0	0	0	0	0	3	1	4	
	F	0	0	0	0	0	0	0	0	0	0	0	0	0	0	0	0	0	0	0	0	0	0	
	T	0	0	0	0	0	0	2	0	0	0	0	0	1	0	0	0	0	0	0	3	1	4	
311 Other and unspecified transport accidents and their sequelae	M	0	0	0	0	0	0	0	1	1	0	0	0	2	1	0	0	1	0	0	6	0	6	
	F	0	1	0	0	0	0	0	0	0	1	1	0	0	0	0	1	0	0	0	4	0	4	
	T	0	1	0	0	0	0	0	1	1	1	1	0	2	1	0	1	1	0	0	10	0	10	
312 Fall on same level	M	0	0	0	1	1	1	1	1	0	0	1	0	1	0	1	1	0	0	0	9	1	10	
	F	0	0	0	0	0	0	0	0	0	0	0	0	0	0	0	0	1	1	1	3	0	3	
	T	0	0	0	1	1	1	1	1	0	0	1	0	1	0	1	1	1	1	1	12	1	13	
313 Fall from one level to another	M	0	1	0	0	2	0	1	0	5	1	5	1	1	2	2	5	2	0	1	29	2	31	
	F	0	0	0	0	0	1	0	1	0	0	1	1	0	1	0	0	2	4	2	13	0	13	
	T	0	1	0	0	2	1	1	1	5	1	6	2	1	3	2	5	4	4	3	42	2	44	
314 Unspecified fall	M	0	0	0	0	0	0	0	1	2	0	3	0	0	2	0	2	1	0	0	11	0	11	
	F	1	0	0	0	0	0	0	0	0	0	1	1	0	0	1	2	4	2	2	14	0	14	
	T	1	0	0	0	0	0	0	1	2	0	4	1	0	2	1	4	5	2	2	25	0	25	

Table 15

(Continued)

		0-4	5-9	10-14	15-19	20-24	25-29	30-34	35-39	40-44	45-49	50-54	55-59	60-64	65-69	70-74	75-79	80-84	85-89	90+	Res	Non Res	Total	
315	Accidental discharge of M firearms	0	0	0	0	0	1	0	0	1	1	0	0	0	0	0	0	0	0	0	0	3	0	3
	F	0	0	0	0	0	0	0	0	0	0	0	0	0	0	0	0	0	0	0	0	0	0	0
	T	0	0	0	0	0	1	0	0	1	1	0	0	0	0	0	0	0	0	0	0	3	0	3
316	Accidental explosion	0	0	0	0	0	0	0	1	0	0	0	0	0	0	0	0	0	0	0	0	1	2	3
	F	0	0	0	0	0	0	0	0	0	1	0	0	0	0	0	0	0	0	0	0	1	0	1
	T	0	0	0	0	0	0	0	1	0	1	0	0	0	0	0	0	0	0	0	0	2	2	4
317	Accidental drowning and submersion	2	0	1	3	1	3	0	2	4	1	0	0	0	0	0	1	1	0	0	0	19	1	20
	F	0	0	0	1	0	0	1	0	0	0	1	0	0	0	0	0	0	0	0	0	3	0	3
	T	2	0	1	4	1	3	1	2	4	1	1	0	0	0	0	1	1	0	0	0	22	1	23
318	Accidental inhalation and ingestion of food or other objects causing ob- struction of respiratory tract	1	0	0	0	0	1	0	0	0	1	0	1	0	0	1	4	3	3	2	2	17	1	18
	F	0	0	0	0	0	0	0	0	0	1	0	1	0	0	1	1	1	1	2	2	7	0	7
	T	1	0	0	0	0	1	0	0	0	2	0	2	0	0	1	5	4	4	4	4	24	1	25
319	Other accidental and unspecified threats to breathing	1	0	1	1	3	0	0	2	0	2	0	1	0	0	0	1	0	0	0	0	12	0	12
	F	2	0	1	0	0	0	0	0	1	0	0	0	0	0	0	0	0	0	1	1	5	0	5
	T	3	0	2	1	3	0	0	2	1	2	0	1	0	0	0	1	0	0	1	1	17	0	17
320	Accidental exposure to M electric current	0	0	0	1	1	0	1	1	0	0	0	0	0	0	0	0	0	0	0	0	4	0	4
	F	0	0	0	0	0	0	0	0	0	0	0	0	0	0	0	0	0	0	0	0	0	0	0
	T	0	0	0	1	1	0	1	1	0	0	0	0	0	0	0	0	0	0	0	0	4	0	4
321	Accidental exposure to M radiation	0	0	0	0	0	0	0	0	0	0	0	0	0	0	0	0	0	0	0	0	0	0	0
	F	0	0	0	0	0	0	0	0	0	0	0	0	0	0	0	0	0	0	0	0	0	0	0
	T	0	0	0	0	0	0	0	0	0	0	0	0	0	0	0	0	0	0	0	0	0	0	0
322	Accidental exposure to M smoke, fire and flames	2	0	0	0	1	0	1	3	1	3	1	2	0	0	0	1	0	0	1	1	16	1	17
	F	0	1	0	0	0	0	0	1	1	1	0	0	0	0	0	1	0	0	2	2	7	1	8
	T	2	1	0	0	1	0	1	4	2	4	1	2	0	0	0	2	0	0	3	3	23	2	25
323	Accidental contact with M heat and hot substances	0	0	0	0	0	0	0	0	0	0	0	0	0	0	0	0	0	0	0	0	0	0	0
	F	1	0	0	0	0	0	1	0	0	0	0	0	0	0	0	0	0	1	0	0	3	0	3
	T	1	0	0	0	0	0	1	0	0	0	0	0	0	0	0	0	0	0	1	0	3	0	3
326	Cataclysmic storm and M flood	0	0	0	0	0	0	0	0	0	0	0	0	0	0	0	0	0	0	0	0	0	0	0
	F	0	0	0	0	0	0	0	0	0	0	0	0	0	0	0	0	0	0	0	0	0	0	0
	T	0	0	0	0	0	0	0	0	0	0	0	0	0	0	0	0	0	0	0	0	0	0	0
327	Accidental poisoning by M and exposure to drugs and other biological substances	0	0	0	3	7	9	12	19	20	11	6	2	1	0	2	1	2	0	0	0	95	2	97
	F	0	0	0	0	4	2	5	7	8	3	5	3	2	0	1	1	1	1	1	0	43	0	43
	T	0	0	0	3	11	11	17	26	28	14	11	5	3	0	3	2	3	1	0	0	138	2	140
328	Accidental poisoning by M and exposure to other and unspecified solid or liquid substances	0	0	0	0	0	0	1	1	5	1	3	1	0	1	0	1	0	0	0	0	14	1	15
	F	0	0	0	0	0	0	0	1	0	0	1	0	0	2	0	0	0	0	0	0	4	0	4
	T	0	0	0	0	0	0	1	2	5	1	4	1	0	3	0	1	0	0	0	0	18	1	19

Table 15

(Continued)

		0-4	5-9	10-14	15-19	20-24	25-29	30-34	35-39	40-44	45-49	50-54	55-59	60-64	65-69	70-74	75-79	80-84	85-89	90+	Res	Non Res	Total
329 Accidental poisoning by and exposure to other gases and vapors	M	0	0	0	0	1	0	0	0	0	2	1	2	0	0	0	2	0	0	0	€	0	8
	F	0	0	0	1	0	0	0	0	1	0	0	0	0	0	0	0	0	0	0	2	0	2
	T	0	0	0	1	1	0	0	0	1	2	1	2	0	0	0	2	0	0	0	10	0	10
330 All other and unspecified accidents and their sequelae	M	0	2	1	3	3	7	4	4	5	9	3	6	6	2	7	9	6	5	5	87	5	92
	F	1	0	0	2	1	1	1	1	0	0	0	2	0	0	1	3	9	14	11	47	1	48
	T	1	2	1	5	4	8	5	5	5	9	3	8	6	2	8	12	15	19	16	134	6	140
331 Intentional self-poisoning (suicide) by and exposure to drugs and other biological substances	M	0	0	0	0	0	1	6	2	6	6	6	2	1	0	0	1	2	0	0	33	3	36
	F	0	0	0	0	2	1	3	6	2	8	6	4	5	0	1	3	0	0	0	41	0	41
	T	0	0	0	0	2	2	9	8	8	14	12	6	6	0	1	4	2	0	0	74	3	77
332 Intentional self-poisoning (suicide) by and exposure to other and unspecified solid or liquid substances and their vapors	M	0	0	0	1	0	0	0	0	0	0	0	0	0	0	0	0	0	0	0	1	1	2
	F	0	0	0	0	0	0	0	0	0	0	2	0	0	0	0	0	0	0	0	2	0	2
	T	0	0	0	1	0	0	0	0	0	0	2	0	0	0	0	0	0	0	0	3	1	4
333 Intentional self-poisoning (suicide) by and exposure to other gases and vapors	M	0	0	0	1	8	9	4	6	11	5	5	7	3	3	0	0	0	1	0	63	0	63
	F	0	0	0	0	2	0	2	2	4	2	1	1	0	1	1	0	0	0	0	16	0	16
	T	0	0	0	1	10	9	6	8	15	7	6	8	3	4	1	0	0	1	0	79	0	79
334 Intentional self-harm (suicide) by hanging, strangulation and suffocation	M	0	0	0	19	22	15	11	11	20	9	9	5	3	1	2	1	0	0	0	128	5	133
	F	0	0	2	5	6	3	3	2	0	3	3	2	0	1	0	0	0	0	0	30	0	30
	T	0	0	2	24	28	18	14	13	20	12	12	7	3	2	2	1	0	0	0	158	5	163
335 Intentional self-harm (suicide) by discharge of firearms	M	0	0	1	4	9	7	10	17	7	11	12	3	5	1	8	4	1	0	0	100	1	101
	F	0	0	0	1	0	0	1	0	3	2	0	0	0	0	1	0	0	0	0	€	0	8
	T	0	0	1	5	9	7	11	17	10	13	12	3	5	1	9	4	1	0	0	108	1	109
336 Intentional self-harm (suicide) by jumping from a high place	M	0	0	0	1	1	2	0	2	1	2	2	0	0	1	1	2	0	0	0	15	1	16
	F	0	0	0	0	1	0	0	0	0	0	0	0	0	0	0	0	1	0	0	2	1	3
	T	0	0	0	1	2	2	0	2	1	2	2	0	0	1	1	2	1	0	0	17	2	19
337 Intentional self-harm (suicide) by all other and unspecified means and their sequelae	M	0	0	0	0	4	2	1	6	4	7	2	0	1	0	0	0	0	0	0	27	0	27
	F	0	0	0	0	0	0	1	0	1	0	1	0	0	0	1	0	0	0	0	4	0	4
	T	0	0	0	0	4	2	2	6	5	7	3	0	1	0	1	0	0	0	0	31	0	31
338 Assault (homicide) by drugs, biological substances and other and unspecified noxious substances	M	0	0	0	0	0	0	0	0	0	0	0	0	0	0	0	0	0	0	0	0	0	0
	F	0	0	0	0	0	0	0	0	0	0	0	0	0	0	0	0	0	0	0	0	0	0
	T	0	0	0	0	0	0	0	0	0	0	0	0	0	0	0	0	0	0	0	0	0	0
339 Assault (homicide) by hanging, strangulation and suffocation	M	0	0	0	0	0	0	0	0	0	0	0	0	0	0	0	0	0	0	0	0	0	0
	F	0	0	0	0	0	0	1	1	0	0	0	0	0	0	0	0	0	0	0	2	1	3
	T	0	0	0	0	0	0	1	1	0	0	0	0	0	0	0	0	0	0	0	2	1	3
340 Assault (homicide) by discharge of firearms	M	0	0	0	3	3	0	0	0	1	0	2	0	0	1	0	0	0	0	0	10	1	11
	F	0	0	0	0	1	1	0	1	0	0	1	2	0	0	0	0	0	0	0	€	0	6
	T	0	0	0	3	4	1	0	1	1	0	3	2	0	1	0	0	0	0	0	16	1	17

Table 15

(Continued)

		0-4	5-9	10-14	15-19	20-24	25-29	30-34	35-39	40-44	45-49	50-54	55-59	60-64	65-69	70-74	75-79	80-84	85-89	90+	Res	Non Res	Total	
341 Assault (homicide) by sharp object	M	0	0	0	0	1	1	1	1	0	0	0	0	1	0	0	0	0	0	0	€	0	5	
	F	0	0	0	0	0	0	0	0	1	0	0	0	0	0	0	0	0	0	0	0	1	0	1
	T	0	0	0	0	1	1	1	1	1	0	0	0	1	0	0	0	0	0	0	0	€	0	6
342 Assault (homicide) by blunt object	M	0	0	0	0	0	0	0	1	0	0	0	0	0	0	0	0	0	0	0	0	1	0	1
	F	0	0	0	0	0	0	0	1	0	0	0	0	0	0	0	0	0	0	0	0	1	0	1
	T	0	0	0	0	0	0	0	2	0	0	0	0	0	0	0	0	0	0	0	0	2	0	2
343 Assault (homicide) by bodily force	M	0	0	0	1	1	0	1	0	1	1	1	0	0	0	0	0	0	0	0	0	€	0	6
	F	0	0	0	0	0	0	0	0	0	0	0	0	0	0	0	0	0	0	0	0	€	0	0
	T	0	0	0	1	1	0	1	0	1	1	1	0	0	0	0	0	0	0	0	0	€	0	6
344 Sexual assault (homicide) by bodily force	M	0	0	0	0	0	0	0	0	0	0	0	0	0	0	0	0	0	0	0	0	€	0	0
	F	0	0	0	0	0	0	0	0	0	0	0	0	0	0	0	0	0	0	0	0	€	0	0
	T	0	0	0	0	0	0	0	0	0	0	0	0	0	0	0	0	0	0	0	0	€	0	0
345 Neglect, abandonment and other maltreatment syndromes	M	0	0	0	0	0	0	0	0	0	0	0	0	0	0	0	0	0	0	0	0	€	0	0
	F	1	0	0	0	0	0	0	0	0	0	0	0	0	0	0	0	0	0	0	0	1	0	1
	T	1	0	0	0	0	0	0	0	0	0	0	0	0	0	0	0	0	0	0	0	1	0	1
346 Assault (homicide) by all other and unspecified means and their sequelae	M	1	0	0	2	3	1	1	6	1	3	1	1	0	0	1	0	0	0	0	0	21	2	23
	F	1	1	0	2	0	1	2	2	0	1	0	0	0	0	0	0	0	0	0	0	10	0	10
	T	2	1	0	4	3	2	3	8	1	4	1	1	0	0	1	0	0	0	0	0	31	2	33
347 Poisoning by and exposure to drugs and biological substances, undetermined intent	M	0	0	0	0	0	1	0	2	1	2	2	1	0	1	0	0	0	0	0	0	10	0	10
	F	0	0	0	0	0	1	2	3	1	1	0	2	2	1	0	0	0	0	0	0	13	1	14
	T	0	0	0	0	0	2	2	5	2	3	2	3	2	2	0	0	0	0	0	0	23	1	24
348 Poisoning by and exposure to other and unspecified solid or liquid substance, undetermined intent	M	0	0	0	0	0	0	0	0	0	0	0	0	0	0	0	0	0	0	0	0	€	0	0
	F	0	0	0	0	0	0	0	0	0	0	0	0	0	0	0	0	0	0	0	0	€	0	0
	T	0	0	0	0	0	0	0	0	0	0	0	0	0	0	0	0	0	0	0	0	€	0	0
349 Poisoning by and exposure to other gases and vapors, undetermined intent	M	0	0	0	0	1	0	0	1	0	1	0	0	0	1	0	0	0	0	0	0	4	0	4
	F	0	0	0	0	0	0	0	0	0	0	0	0	0	0	0	0	0	0	0	0	€	0	0
	T	0	0	0	0	1	0	0	1	0	1	0	0	0	1	0	0	0	0	0	0	4	0	4
350 Discharge of firearms, undetermined intent	M	0	0	0	0	0	0	0	0	0	0	0	0	0	0	0	0	0	0	0	0	€	0	0
	F	0	0	0	0	0	0	0	0	0	0	0	0	0	0	0	0	0	0	0	0	€	0	0
	T	0	0	0	0	0	0	0	0	0	0	0	0	0	0	0	0	0	0	0	0	€	0	0
351 Falling, jumping or pushed from a high place, undetermined intent	M	1	0	0	0	1	0	0	0	1	0	0	0	0	0	0	0	0	0	0	0	€	0	3
	F	0	0	0	0	0	0	0	0	0	0	0	0	0	0	0	0	0	0	0	0	€	0	0
	T	1	0	0	0	1	0	0	0	1	0	0	0	0	0	0	0	0	0	0	0	€	0	3
352 All other and unspecified events of undetermined intent and their sequelae	M	1	0	0	1	2	0	3	2	0	3	2	1	0	0	1	0	0	0	0	0	16	1	17
	F	1	0	0	0	1	1	1	0	1	1	0	1	1	0	0	0	0	0	0	0	€	1	9
	T	2	0	0	1	3	1	4	2	1	4	2	2	1	0	1	0	0	0	0	0	24	2	26

Table 15

(Continued)

		0-4	5-9	10-14	15-19	20-24	25-29	30-34	35-39	40-44	45-49	50-54	55-59	60-64	65-69	70-74	75-79	80-84	85-89	90+	Res	Non Res	Total	
353 Legal execution	M	0	0	0	0	0	0	0	0	0	0	0	0	0	0	0	0	0	0	0	0	C	0	
	F	0	0	0	0	0	0	0	0	0	0	0	0	0	0	0	0	0	0	0	0	0	C	0
	T	0	0	0	0	0	0	0	0	0	0	0	0	0	0	0	0	0	0	0	0	0	C	0
354 Other legal intervention and their sequelae	M	0	0	0	0	0	0	1	0	0	0	0	0	0	0	0	0	0	0	0	0	1	C	1
	F	0	0	0	0	0	0	0	0	0	0	0	0	0	0	0	0	0	0	0	0	0	C	0
	T	0	0	0	0	0	0	1	0	0	0	0	0	0	0	0	0	0	0	0	0	1	C	1
355 Operations of war and their sequelae	M	0	0	0	0	0	0	0	0	0	0	0	0	0	0	0	0	0	0	0	0	0	C	0
	F	0	0	0	0	0	0	0	0	0	0	0	0	0	0	0	0	0	0	0	0	0	C	0
	T	0	0	0	0	0	0	0	0	0	0	0	0	0	0	0	0	0	0	0	0	0	C	0
356 Drugs, medicaments and biological substances causing adverse effects in therapeutic use, and their sequelae	M	0	0	0	0	0	0	0	0	0	0	0	0	0	0	0	0	0	0	0	0	0	C	0
	F	0	0	0	0	0	0	0	0	0	0	0	0	0	0	0	0	0	0	0	0	0	C	0
	T	0	0	0	0	0	0	0	0	0	0	0	0	0	0	0	0	0	0	0	0	0	C	0
357 Misadventures to patients during medical and surgical care and their sequelae	M	0	0	0	0	0	0	0	0	0	0	0	0	0	0	0	0	0	0	0	0	0	C	0
	F	0	0	0	0	0	0	0	0	0	0	0	0	0	0	0	0	0	0	0	0	0	C	0
	T	0	0	0	0	0	0	0	0	0	0	0	0	0	0	0	0	0	0	0	0	0	C	0
358 Other complications of medical and surgical care and their sequelae	M	0	0	0	0	1	0	0	0	0	0	0	1	1	1	3	3	1	0	0	11	11	C	11
	F	0	0	0	0	0	0	0	0	0	1	2	1	0	0	1	3	1	2	1	12	12	C	12
	T	0	0	0	0	1	0	0	0	0	1	2	2	1	1	4	6	2	2	1	23	23	C	23
Final Cause of Death Unknown	M	0	0	0	2	0	2	1	0	0	2	3	2	1	0	0	2	0	0	0	15	15	C	15
	F	0	0	0	2	1	0	0	0	3	0	1	1	2	0	0	2	0	0	0	12	1	13	13
	T	0	0	0	4	1	2	1	0	3	2	4	3	3	0	0	4	0	0	0	27	1	28	28
Group Description	M	158	15	14	106	134	97	130	173	280	358	420	465	601	850	1098	1299	1273	1004	724	9199	224	9423	
	F	102	15	14	41	43	30	66	122	159	201	259	303	394	503	706	1021	1269	1392	1495	8135	148	8283	
	T	260	30	28	147	177	127	196	295	439	559	679	768	995	1353	1804	2320	2542	2396	2219	17334	372	17706	

Table 16

Alberta Deaths - Ten Year Comparison

Year	Total Deaths
(1992)	14,811
(1993)	15,436
(1994)	15,723
(1995)	15,970
(1996)	16,512
(1997)	16,550
(1998)	16,997
(1999)	17,361
(2000)	17,417
(2001)	17,706

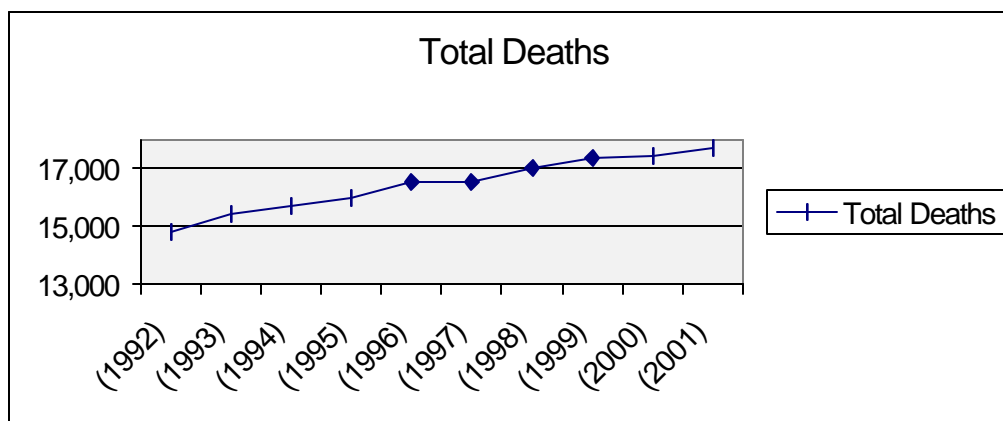


Table 17

Deaths

Leading Causes of Death, 2001

Description	Ranking	Total Deaths
All other forms of chronic ischemic heart disease	1	1888
Acute myocardial infarction	2	1330
Malignant neoplasms of trachea, bronchus and lung	3	1095
Other chronic obstructive pulmonary disease	4	664
Stroke, not specified as hemorrhage or infarction	5	663
Atherosclerotic cardiovascular disease, so described	6	545
Malignant neoplasm of breast	7	426
Diabetes mellitus	8	397
Other malignant neoplasms of other and unspecified sites	9	389
Malignant neoplasms of colon	10	386
Congestive heart failure	11	338
Malignant neoplasms of prostate	12	332
Alzheimer's disease	13	329
Organic dementia	14	280
Atherosclerosis	15	253
Malignant neoplasms of pancreas	16	251
Pneumonia due to other or unspecified organisms	17	245
Other cerebrovascular diseases and their sequelae	18	220
Renal failure	19	204
Non-Hodgkin's lymphoma	20	198
All other diseases of nervous system	21	176
Intracerebral and other intracranial hemorrhage	22	174
Intentional self-harm (suicide) by hanging, strangulation and suffocation	23	163
Other and unspecified motor vehicle accidents	24	158
Conduction disorders and cardiac dysrhythmias	25	152
Aortic aneurysm and dissection	26	151
Malignant neoplasms of stomach	27	150
Other and unspecified land transport accidents	28	147
Vascular disorders and obstruction of intestine without hernia	29	145
All other and unspecified accidents and their sequelae	30	140
All other diseases of respiratory system	30	140
Accidental poisoning by and exposure to drugs and other biological substances	30	140

Infant Death Related Statistics




Table 18

Infant Deaths

Cause by Gender and Age, 2001

Description		<7d	7d - 28d	29d - 365d	Res	Non Res	Total
Septicemia	M	0	0	1	1	0	1
	F	0	0	0	0	0	0
	T	0	0	1	1	0	1
All other and unspecified viral diseases	M	0	0	1	1	0	1
	F	0	0	0	0	0	0
Herpesviral (herpes simplex) infections	T	0	0	1	1	0	1
	M	0	1	0	1	0	1
	F	0	0	0	0	0	0
Other metabolic disorders	T	0	1	0	1	0	1
	M	1	1	1	3	0	3
	F	1	0	0	1	0	1
Meningitis	T	2	1	1	4	0	4
	M	0	1	2	3	0	3
	F	0	0	0	0	0	0
All other diseases of nervous system	T	0	1	2	3	0	3
	M	0	0	3	3	0	3
	F	0	1	0	1	0	1
Infantile cerebral palsy	T	0	1	3	4	0	4
	M	0	0	0	0	0	0
	F	0	0	1	1	0	1
Acute myocardial infarction	T	0	0	1	1	0	1
	M	1	0	0	1	0	1
	F	0	0	0	0	0	0
Other pulmonary heart disease and diseases of pulmonary circulation	T	1	0	0	1	0	1
	M	1	0	0	1	0	1
	F	0	1	0	1	0	1
All other diseases of endocardium	T	1	1	0	2	0	2
	M	0	0	0	0	0	0
	F	0	0	1	1	0	1
Cardiomyopathy	T	0	0	1	1	0	1
	M	0	0	2	2	0	2
	F	0	0	1	0	1	1
Influenza	T	0	0	3	2	1	3
	M	0	0	0	0	0	0
	F	0	0	1	1	0	1
Pneumonia due to other or unspecified organisms	T	0	0	1	1	0	1
	M	0	0	2	1	1	2
	F	0	0	1	1	0	1
All other diseases of respiratory system	T	0	0	3	2	1	3
	M	0	0	1	1	0	1
	F	0	0	0	0	0	0
Vascular disorders and obstruction of intestine without hernia	T	0	0	1	1	0	1
	M	0	0	0	0	0	0
	F	0	0	1	1	0	1
	T	0	0	1	1	0	1

Table 18

continued

Description		<7d	7d - 28d	29d - 365d	Res	Non Res	Total
Diseases of peritoneum	M	0	0	1	1	0	1
	F	0	0	0	0	0	0
	T	0	0	1	1	0	1
All other diseases of digestive system	M	0	0	1	1	0	1
	F	0	0	0	0	0	0
Renal failure	T	0	0	1	1	0	1
	M	1	0	0	1	0	1
	F	0	0	0	0	0	0
Newborn affected by maternal factors and by complications of pregnancy, labour and delivery	T	1	0	0	1	0	1
	M	19	0	0	15	4	19
	F	10	0	0	10	0	10
Other and unspecified conditions originating in the perinatal period	T	29	0	0	25	4	29
	M	5	5	0	8	2	10
	F	4	3	0	6	1	7
Disorders related to short gestation and low birth weight, not elsewhere classified	T	9	8	0	14	3	17
	M	4	0	0	3	1	4
	F	5	0	1	6	0	6
Intrauterine hypoxia and birth asphyxia	T	9	0	1	9	1	10
	M	9	2	0	9	2	11
	F	6	0	0	5	1	6
Respiratory distress of newborn	T	15	2	0	14	3	17
	M	4	1	1	6	0	6
	F	3	2	0	5	0	5
Other respiratory conditions originating in the perinatal period	T	7	3	1	11	0	11
	M	2	4	1	6	1	7
	F	2	0	1	3	0	3
Infections specific to the perinatal period	T	4	4	2	9	1	10
	M	1	2	0	2	1	3
	F	3	0	0	2	1	3
Anencephaly and similar malformations	T	4	2	0	4	2	6
	M	1	0	0	1	0	1
	F	1	0	0	1	0	1
All other congenital malformations of nervous system	T	2	0	0	2	0	2
	M	3	1	0	4	0	4
	F	1	0	3	3	1	4
Other congenital malformations and deformations	T	4	1	3	7	1	8
	M	15	0	3	18	0	18
	F	4	3	3	9	1	10
Congenital malformations of heart	T	19	3	6	27	1	28
	M	3	3	5	8	3	11
	F	1	4	1	4	2	6
Other congenital malformations of circulatory system	T	4	7	6	12	5	17
	M	1	0	0	0	1	1
	F	0	0	1	1	0	1
	T	1	0	1	1	1	2

Table 18

continued

Description		<7d	7d - 28d	29d - 365d	Res	Non Res	Total
Congenital malformations of respiratory system	M	2	0	0	1	1	2
	F	1	1	0	2	0	2
	T	3	1	0	3	1	4
Down's svndrome	M	1	0	1	2	0	2
	F	0	0	0	0	0	0
	T	1	0	1	2	0	2
All other chromosomal abnormalities, not elsewhere classified	M	2	0	1	3	0	3
	F	4	1	0	4	1	5
	T	6	1	1	7	1	8
All other symptoms, signs and abnormal clinical and laboratory findings, not elsewhere classified	M	0	0	1	1	0	1
	F	0	0	0	0	0	0
	T	0	0	1	1	0	1
Sudden infant death syndrome	M	0	1	13	14	0	14
	F	0	1	4	5	0	5
	T	0	2	17	19	0	19
Other ill-defined and unknown causes of mortality	M	0	1	2	3	0	3
	F	2	0	0	2	0	2
	T	2	1	2	5	0	5
Occupant of car, pickup truck or van involved in collision with other motor vehicle	M	0	0	0	0	0	0
	F	0	1	0	1	0	1
	T	0	1	0	1	0	1
Accidental drowning and submersion	M	0	0	1	1	0	1
	F	0	0	0	0	0	0
	T	0	0	1	1	0	1
Other accidental and unspecified threats to breathing	M	0	0	0	0	0	0
	F	0	0	2	2	0	2
	T	0	0	2	2	0	2
Accidental contact with heat and hot substances	M	0	0	0	0	0	0
	F	0	0	1	1	0	1
	T	0	0	1	1	0	1
Assault (homicide) by all other and unspecified means and their sequelae	M	0	0	0	0	0	0
	F	0	0	1	1	0	1
	T	0	0	1	1	0	1
All other and unspecified events of undetermined intent and their sequelae	M	1	0	0	1	0	1
	F	0	0	0	0	0	0
	T	1	0	0	1	0	1
NS	M	0	0	0	0	0	0
	F	0	0	1	1	0	1
	T	0	0	1	1	0	1
Group Description	M	77	23	44	127	17	144
	F	48	18	25	82	9	91
	T	125	41	69	209	26	235

Table 19

Infant Deaths - Ten Year Comparison

Year	Total
(1992)	317
(1993)	276
(1994)	288
(1995)	269
(1996)	237
(1997)	193
(1998)	213
(1999)	241
(2000)	257
(2001)	235

