

Death Related Statistics




Table 15

(Continued)

		0-4	5-9	10-14	15-19	20-24	25-29	30-34	35-39	40-44	45-49	50-54	55-59	60-64	65-69	70-74	75-79	80-84	85-89	90+	Res	Non Res	Total	
49 Pneumocystosis	M	0	0	0	0	0	0	0	0	0	0	0	0	0	0	0	0	0	0	0	0	0	0	
	F	0	0	0	0	0	0	0	0	0	0	0	0	0	0	0	0	0	0	0	0	0	0	0
	T	0	0	0	0	0	0	0	0	0	0	0	0	0	0	0	0	0	0	0	0	0	0	0
50 Other and unspecified protozoal diseases	M	0	0	0	0	0	0	0	0	0	0	0	0	0	0	0	0	0	0	0	0	0	0	0
	F	0	0	0	0	0	0	0	0	0	0	0	0	0	0	0	0	0	0	0	0	0	0	0
	T	0	0	0	0	0	0	0	0	0	0	0	0	0	0	0	0	0	0	0	0	0	0	0
51 Schistosomiasis (bilharziasis)	M	0	0	0	1	0	0	0	0	0	0	0	0	0	0	0	0	0	0	0	1	0	1	
	F	0	0	0	0	0	0	0	0	0	0	0	0	0	0	0	0	0	0	0	0	0	0	0
	T	0	0	0	1	0	0	0	0	0	0	0	0	0	0	0	0	0	0	0	1	0	1	
52 Other and unspecified helminthiasis	M	0	0	0	0	0	0	0	0	0	0	0	0	0	0	0	0	0	0	0	0	0	0	0
	F	0	0	0	0	0	0	0	0	0	0	0	0	0	0	0	0	0	0	0	0	0	0	0
	T	0	0	0	0	0	0	0	0	0	0	0	0	0	0	0	0	0	0	0	0	0	0	0
53 Sequelae of tuberculosis	M	0	0	0	0	0	0	0	0	0	0	0	0	0	0	0	0	0	0	0	0	0	0	0
	F	0	0	0	0	0	0	0	0	0	0	0	0	0	0	0	0	0	0	1	1	1	0	1
	T	0	0	0	0	0	0	0	0	0	0	0	0	0	0	0	0	0	0	1	1	1	0	1
54 Sequelae of poliomyelitis	M	0	0	0	0	0	0	0	0	0	1	0	0	0	1	0	0	0	0	0	2	0	2	
	F	0	0	0	0	0	0	0	0	0	0	1	1	1	0	0	0	0	0	0	2	0	2	
	T	0	0	0	0	0	0	0	0	0	1	1	1	1	0	1	0	0	0	0	4	0	4	
55 All other and unspecified infectious and parasitic diseases and their sequelae	M	0	0	0	0	0	0	0	0	0	0	0	0	0	0	2	0	1	0	0	3	0	3	
	F	0	1	0	0	0	0	0	0	0	0	0	0	0	0	0	0	1	0	1	3	0	3	
	T	0	1	0	0	0	0	0	0	0	0	0	0	0	0	2	0	2	0	1	6	0	6	
56 Malignant neoplasms of lip	M	0	0	0	0	0	0	0	0	0	0	0	0	0	0	0	1	0	0	0	1	0	1	
	F	0	0	0	0	0	0	0	0	0	0	0	0	0	0	0	0	0	0	0	0	0	0	0
	T	0	0	0	0	0	0	0	0	0	0	0	0	0	0	0	1	0	0	0	1	0	1	
57 Malignant neoplasms of tongue	M	0	0	0	0	0	0	0	0	2	1	2	2	0	2	2	0	0	1	12	0	12		
	F	0	0	0	0	0	0	0	0	0	0	2	1	1	3	1	2	1	0	11	0	11		
	T	0	0	0	0	0	0	0	0	2	1	4	3	1	5	3	2	1	1	23	0	23		
58 Malignant neoplasms of pharynx	M	0	0	0	0	0	0	1	0	1	1	4	4	1	3	4	1	0	0	20	0	20		
	F	0	0	0	0	0	0	0	0	0	0	0	0	0	3	2	0	0	0	5	0	5		
	T	0	0	0	0	0	0	1	0	1	1	4	4	1	6	6	1	0	0	25	0	25		
59 Malignant neoplasms of other and unspecified sites within the lip, oral cavity and pharynx	M	0	0	0	0	0	0	0	0	2	0	0	1	2	1	0	0	0	0	6	0	6		
	F	0	0	0	0	0	0	0	0	0	0	1	2	0	3	2	1	2	0	11	0	11		
	T	0	0	0	0	0	0	0	0	2	0	1	3	2	4	2	1	2	0	17	0	17		
60 Malignant neoplasms of esophagus	M	0	0	0	0	0	0	0	2	2	6	5	16	13	11	16	8	2	0	81	0	81		
	F	0	0	0	0	0	0	0	0	1	0	2	1	4	2	2	8	1	2	23	0	23		
	T	0	0	0	0	0	0	0	2	3	6	7	17	17	13	18	16	3	2	104	0	104		

Table 15

(Continued)

		0-4	5-9	10-14	15-19	20-24	25-29	30-34	35-39	40-44	45-49	50-54	55-59	60-64	65-69	70-74	75-79	80-84	85-89	90+	Res	Non Res	Total
61 Malignant neoplasms of stomach	M	0	0	0	0	0	0	0	3	4	1	7	6	7	6	11	12	15	6	5	83	1	84
	F	0	0	0	0	0	1	0	2	0	3	6	3	4	5	3	9	11	6	5	58	2	60
	T	0	0	0	0	0	1	0	5	4	4	13	9	11	11	14	21	26	12	10	141	3	144
62 Malignant neoplasms of small intestine	M	0	0	0	0	0	0	1	0	0	1	2	0	2	1	2	0	1	0	0	10	0	10
	F	0	0	0	0	0	0	0	1	0	0	0	2	0	0	1	1	1	0	0	6	0	6
	T	0	0	0	0	0	0	1	1	0	1	2	2	2	1	3	1	2	0	0	16	0	16
63 Malignant neoplasms of colon	M	0	0	0	0	0	1	0	1	3	6	9	14	22	24	34	46	35	16	10	221	2	223
	F	0	0	0	0	0	0	0	1	3	6	10	14	10	25	18	27	32	21	21	188	4	192
	T	0	0	0	0	0	1	0	2	6	12	19	28	32	49	52	73	67	37	31	409	6	415
64 Malignant neoplasms of rectosigmoid junction and rectum	M	0	0	0	0	0	0	1	1	0	2	5	1	10	11	7	13	11	9	2	73	1	74
	F	0	0	0	0	0	0	0	1	2	1	3	7	4	4	9	6	8	7	5	57	1	58
	T	0	0	0	0	0	0	1	2	2	3	8	8	14	15	16	19	19	16	7	130	2	132
65 Malignant neoplasms of anus and anal canal	M	0	0	0	0	0	0	0	0	0	1	1	0	0	0	0	0	0	0	0	2	0	2
	F	0	0	0	0	0	0	0	0	0	1	0	0	1	1	0	1	0	0	0	4	0	4
	T	0	0	0	0	0	0	0	0	0	2	1	0	1	1	0	1	0	0	0	6	0	6
66 Malignant neoplasms of liver	M	0	0	0	0	0	0	1	0	1	7	13	11	9	9	7	14	3	4	0	79	1	80
	F	0	0	0	0	0	0	0	0	0	2	0	2	1	2	1	6	6	3	0	23	0	23
	T	0	0	0	0	0	0	1	0	1	9	13	13	10	11	8	20	9	7	0	102	1	103
67 Malignant neoplasms of intrahepatic bile duct carcinoma	M	0	0	0	0	0	0	0	0	0	0	0	1	1	1	11	2	1	2	1	20	0	20
	F	0	0	0	0	0	0	0	0	1	0	0	0	2	0	3	2	5	3	0	16	1	17
	T	0	0	0	0	0	0	0	0	1	0	0	1	3	1	14	4	6	5	1	36	1	37
68 Malignant neoplasms of gallbladder and extrahepatic bile ducts	M	0	0	0	0	0	0	0	0	0	1	4	1	3	0	1	1	1	3	0	15	0	15
	F	0	0	0	0	0	0	0	1	1	1	0	2	1	2	2	2	6	5	1	24	0	24
	T	0	0	0	0	0	0	0	1	1	2	4	3	4	2	3	3	7	8	1	39	0	39
69 Malignant neoplasms of pancreas	M	0	0	0	0	0	0	1	0	3	3	10	20	15	18	28	18	6	2	9	133	0	133
	F	0	0	0	0	0	0	0	1	0	3	10	8	16	22	19	27	32	21	17	176	0	176
	T	0	0	0	0	0	0	1	1	3	6	20	28	31	40	47	45	38	23	26	309	0	309
70 Malignant neoplasms of other and ill-defined digestive organs	M	0	0	0	0	0	0	0	1	0	4	2	5	5	11	7	9	3	6	8	61	0	61
	F	0	0	0	0	0	0	1	0	1	3	2	0	2	1	4	12	10	9	7	52	2	54
	T	0	0	0	0	0	0	1	1	1	7	4	5	7	12	11	21	13	15	15	113	2	115
71 Malignant neoplasms of nasal cavity, middle ear and accessory sinuses	M	0	0	0	0	0	0	0	0	0	0	0	0	1	0	0	2	0	0	0	3	0	3
	F	0	0	0	0	0	0	0	0	0	0	1	0	1	0	0	0	0	0	0	2	0	2
	T	0	0	0	0	0	0	0	0	0	0	1	0	2	0	0	2	0	0	0	5	0	5
72 Malignant neoplasms of larynx	M	0	0	0	0	0	0	0	0	0	1	2	2	3	4	5	4	4	2	1	28	0	28
	F	0	0	0	0	0	0	0	0	0	0	0	1	1	1	2	1	3	0	0	9	0	9
	T	0	0	0	0	0	0	0	0	0	1	2	3	4	5	7	5	7	2	1	37	0	37

Table 15

(Continued)

		0-4	5-9	10-14	15-19	20-24	25-29	30-34	35-39	40-44	45-49	50-54	55-59	60-64	65-69	70-74	75-79	80-84	85-89	90+	Res	Non Res	Total
73 Malignant neoplasms of trachea, bronchus and lung	M	0	0	0	0	0	0	1	2	7	12	29	56	93	88	139	135	96	37	12	707	8	715
	F	0	0	0	0	0	0	0	1	5	19	29	54	63	79	96	98	69	34	17	564	5	569
	T	0	0	0	0	0	0	1	3	12	31	58	110	156	167	235	233	165	71	29	1271	13	1284
74 Malignant neoplasms of thymus, heart, mediastinum and pleura	M	0	0	0	0	0	0	0	1	1	0	0	0	1	0	0	0	0	0	0	3	0	3
	F	0	0	0	0	0	0	0	1	0	0	0	0	0	0	0	1	1	0	0	3	0	3
	T	0	0	0	0	0	0	0	2	1	0	0	0	1	0	0	1	1	0	0	6	0	6
75 Malignant neoplasms of other and ill-defined sites in respiratory system and intrathoracic organs	M	0	0	0	0	0	0	0	0	0	0	0	0	0	0	0	0	0	0	0	0	0	0
	F	0	0	0	0	0	0	0	0	0	0	0	0	0	0	0	0	0	0	0	0	0	0
	T	0	0	0	0	0	0	0	0	0	0	0	0	0	0	0	0	0	0	0	0	0	0
76 Malignant neoplasms of bone and articular cartilage	M	0	0	0	3	0	0	0	0	0	0	0	0	1	1	0	0	1	0	0	6	0	6
	F	0	0	0	0	0	0	0	0	0	0	1	1	0	1	0	1	0	0	0	4	0	4
	T	0	0	0	3	0	0	0	0	0	0	1	1	1	2	0	1	1	0	0	10	0	10
77 Malignant melanoma of skin	M	0	0	0	0	0	1	0	1	4	6	5	4	2	3	3	6	5	2	1	43	1	44
	F	0	0	0	0	0	0	2	1	2	2	3	0	1	3	0	6	3	0	1	24	0	24
	T	0	0	0	0	0	1	2	2	6	8	8	4	3	6	3	12	8	2	2	67	1	68
78 Other malignant neoplasms of skin	M	0	0	0	0	0	0	0	1	0	1	0	1	0	1	0	1	1	1	1	7	0	7
	F	0	0	0	0	0	0	0	0	0	0	1	0	0	0	0	1	0	0	1	3	0	3
	T	0	0	0	0	0	0	0	0	1	0	2	0	1	0	1	1	1	1	2	10	0	10
79 Mesothelioma	M	0	0	0	0	0	0	0	0	0	1	1	1	3	6	6	9	3	2	0	32	1	33
	F	0	0	0	0	0	0	0	0	0	0	0	1	0	0	1	1	0	0	2	5	0	5
	T	0	0	0	0	0	0	0	0	0	1	1	2	3	6	7	10	3	2	2	37	1	38
80 Kaposi's sarcoma	M	0	0	0	0	0	0	0	0	0	0	0	0	0	0	0	0	0	0	0	0	0	0
	F	0	0	0	0	0	0	0	0	0	0	0	0	0	0	0	0	0	0	0	0	0	0
	T	0	0	0	0	0	0	0	0	0	0	0	0	0	0	0	0	0	0	0	0	0	0
81 Malignant neoplasms of other mesothelial and soft tissue	M	0	0	1	0	0	0	0	0	0	5	3	2	3	2	3	1	1	0	0	21	0	21
	F	0	0	0	0	0	1	0	1	1	5	0	3	7	6	3	7	3	2	0	39	0	39
	T	0	0	1	0	0	1	0	1	1	10	3	5	10	8	6	8	4	2	0	60	0	60
82 Malignant neoplasm of breast	M	0	0	0	0	0	0	0	0	0	0	1	0	1	0	0	0	0	0	0	2	0	2
	F	0	0	0	0	0	2	3	8	14	28	38	37	39	40	24	42	40	22	16	353	4	357
	T	0	0	0	0	0	2	3	8	14	28	38	38	39	41	24	42	40	22	16	355	4	359
83 Malignant neoplasms of vulva and vagina	M	0	0	0	0	0	0	0	0	0	0	0	0	0	0	0	0	0	0	0	0	0	0
	F	0	0	0	0	0	0	0	0	0	0	0	0	2	1	1	0	1	3	2	10	0	10
	T	0	0	0	0	0	0	0	0	0	0	0	0	2	1	1	0	1	3	2	10	0	10
84 Malignant neoplasms of cervix uteri	M	0	0	0	0	0	0	0	0	0	0	0	0	0	0	0	0	0	0	0	0	0	0
	F	0	0	0	0	0	0	3	0	6	5	3	3	0	1	0	1	5	4	0	31	0	31
	T	0	0	0	0	0	0	3	0	6	5	3	3	0	1	0	1	5	4	0	31	0	31

Table 15

(Continued)

		0-4	5-9	10-14	15-19	20-24	25-29	30-34	35-39	40-44	45-49	50-54	55-59	60-64	65-69	70-74	75-79	80-84	85-89	90+	Res	Non Res	Total
85 Malignant neoplasms of corpus uteri and uterus, part unspecified	M	0	0	0	0	0	0	0	0	0	0	0	0	0	0	0	0	0	0	0	0	0	0
	F	0	0	0	0	0	0	0	2	1	1	0	3	7	5	15	8	5	6	5	58	0	58
	T	0	0	0	0	0	0	0	2	1	1	0	3	7	5	15	8	5	6	5	58	0	58
86 Malignant neoplasms of ovary	M	0	0	0	0	0	0	0	0	0	0	0	0	0	0	0	0	0	0	0	0	0	0
	F	0	0	0	0	0	0	1	1	4	8	14	5	20	19	19	20	16	14	5	146	2	148
	T	0	0	0	0	0	0	1	1	4	8	14	5	20	19	19	20	16	14	5	146	2	148
87 Malignant neoplasms of other and unspecified female genital organs	M	0	0	0	0	0	0	0	0	0	0	0	0	0	0	0	0	0	0	0	0	0	0
	F	0	0	0	0	0	0	0	0	0	0	0	0	0	0	0	1	1	0	0	2	0	2
	T	0	0	0	0	0	0	0	0	0	0	0	0	0	0	0	1	1	0	0	2	0	2
88 Malignant neoplasms of placenta	M	0	0	0	0	0	0	0	0	0	0	0	0	0	0	0	0	0	0	0	0	0	0
	F	0	0	0	0	0	0	0	0	0	0	0	0	0	0	0	0	0	0	0	0	0	0
	T	0	0	0	0	0	0	0	0	0	0	0	0	0	0	0	0	0	0	0	0	0	0
89 Malignant neoplasms of prostate	M	0	0	0	0	0	0	0	0	1	0	5	6	14	25	41	72	68	54	43	329	2	331
	F	0	0	0	0	0	0	0	0	0	0	0	0	0	0	0	0	0	0	0	0	0	0
	T	0	0	0	0	0	0	0	0	1	0	5	6	14	25	41	72	68	54	43	329	2	331
90 Malignant neoplasms of testis	M	0	0	0	0	1	1	2	1	0	1	0	0	0	0	1	0	0	0	0	7	0	7
	F	0	0	0	0	0	0	0	0	0	0	0	0	0	0	0	0	0	0	0	0	0	0
	T	0	0	0	0	1	1	2	1	0	1	0	0	0	0	1	0	0	0	0	7	0	7
91 Malignant neoplasms of penis and other and unspecified male genital organs	M	0	0	0	0	0	0	0	0	0	0	0	0	0	0	0	0	1	0	0	1	0	1
	F	0	0	0	0	0	0	0	0	0	0	0	0	0	0	0	0	0	0	0	0	0	0
	T	0	0	0	0	0	0	0	0	0	0	0	0	0	0	0	0	1	0	0	1	0	1
92 Malignant neoplasms of kidney and renal pelvis	M	0	1	0	0	1	0	0	1	1	4	6	9	9	13	12	9	6	5	4	81	2	83
	F	0	2	0	0	0	0	0	0	0	1	4	5	3	5	5	12	7	4	4	52	1	53
	T	0	3	0	0	1	0	0	1	1	5	10	14	12	18	17	21	13	9	8	133	3	136
93 Malignant neoplasms of bladder	M	0	0	0	0	0	0	0	0	2	2	5	11	8	16	11	17	7	5	84	1	85	
	F	0	0	0	0	0	0	0	0	0	0	3	3	4	3	4	5	6	3	31	0	31	
	T	0	0	0	0	0	0	0	0	2	2	8	14	12	19	15	22	13	8	115	1	116	
94 Malignant neoplasms of other and unspecified sites within the urinary tract	M	0	0	0	0	0	0	0	0	0	0	0	0	1	0	0	0	0	0	1	0	1	
	F	0	0	0	0	0	0	0	0	0	0	0	0	0	0	0	1	1	1	3	0	3	
	T	0	0	0	0	0	0	0	0	0	0	0	0	1	0	0	1	1	1	4	0	4	
95 Malignant neoplasm of eye and adnexa	M	0	0	0	0	0	0	0	0	0	0	0	0	0	0	0	0	0	0	0	0	0	0
	F	0	0	0	0	0	0	0	0	0	0	0	0	1	0	0	0	1	0	0	2	0	2
	T	0	0	0	0	0	0	0	0	0	0	0	0	1	0	0	0	1	0	0	2	0	2
96 Malignant neoplasms of brain	M	2	0	1	1	3	1	1	6	3	6	10	8	9	5	10	11	3	0	0	80	2	82
	F	1	0	0	0	0	1	3	3	1	6	7	7	9	6	10	5	7	3	2	71	0	71
	T	3	0	1	1	3	2	4	9	4	12	17	15	18	11	20	16	10	3	2	151	2	153

Table 15

(Continued)

		0-4	5-9	10-14	15-19	20-24	25-29	30-34	35-39	40-44	45-49	50-54	55-59	60-64	65-69	70-74	75-79	80-84	85-89	90+	Res	Non Res	Total	
97 Malignant neoplasms of other parts of central nervous system	M	0	0	0	0	0	0	0	0	0	0	1	0	0	0	0	1	0	1	0	3	0	3	
	F	0	0	0	0	0	0	0	0	0	0	0	0	0	0	0	0	0	0	0	0	0	0	0
	T	0	0	0	0	0	0	0	0	0	0	1	0	0	0	0	1	0	1	0	3	0	3	3
98 Malignant neoplasms of thyroid and other endocrine glands	M	0	1	0	0	0	0	0	0	0	2	0	0	1	0	1	1	0	1	0	7	0	7	7
	F	0	0	0	0	0	0	1	0	0	0	0	0	2	1	1	1	0	3	0	9	1	10	10
	T	0	1	0	0	0	0	1	0	0	2	0	0	3	1	2	2	0	4	0	16	1	17	17
99 Other malignant neoplasms of other and unspecified sites	M	0	0	0	0	0	2	0	4	3	5	7	13	12	21	26	34	34	13	9	183	3	186	186
	F	0	0	0	0	0	1	0	1	4	8	11	15	11	18	18	22	34	27	16	186	3	189	189
	T	0	0	0	0	0	3	0	5	7	13	18	28	23	39	44	56	68	40	25	369	6	375	375
100 Hodgkin's disease	M	0	0	0	0	1	0	0	1	2	1	0	1	0	1	1	2	0	0	0	10	0	10	10
	F	0	0	0	0	0	0	1	0	0	0	1	0	0	1	0	1	0	2	0	6	1	7	7
	T	0	0	0	0	1	0	1	1	2	1	1	1	0	2	1	3	0	2	0	16	1	17	17
101 Non-Hodgkin's lymphoma	M	0	0	0	1	0	0	1	0	3	4	6	8	15	9	21	18	6	12	1	105	3	108	108
	F	0	0	0	0	0	0	0	0	0	3	6	3	7	6	13	18	16	8	8	88	4	92	92
	T	0	0	0	1	0	0	1	0	3	7	12	11	22	15	34	36	22	20	9	193	7	200	200
102 Malignant neoplasms of other and unspecified lymphoid, hematopoietic and related tissue	M	0	0	0	0	0	0	0	0	0	0	0	0	0	0	0	0	0	0	0	0	0	0	0
	F	0	0	0	0	0	0	0	0	0	0	0	0	0	0	0	0	0	0	0	0	0	0	0
	T	0	0	0	0	0	0	0	0	0	0	0	0	0	0	0	0	0	0	0	0	0	0	0
103 Malignant immunoproliferative diseases	M	0	0	0	0	0	0	0	0	0	0	0	0	0	0	0	0	0	0	1	0	1	0	1
	F	0	0	0	0	0	0	0	0	0	0	0	0	1	0	2	0	0	0	1	4	0	4	4
	T	0	0	0	0	0	0	0	0	0	0	0	0	1	0	2	0	0	1	1	5	0	5	5
104 Multiple myeloma and malignant plasma cell neoplasms	M	0	0	0	0	0	0	0	0	0	1	4	4	3	8	12	11	12	4	0	59	1	60	60
	F	0	0	0	0	0	0	0	0	0	0	0	4	1	5	4	12	7	3	3	39	0	39	39
	T	0	0	0	0	0	0	0	0	0	1	4	8	4	13	16	23	19	7	3	98	1	99	99
105 Lymphoid leukemia	M	0	2	0	1	1	0	0	0	0	2	1	1	3	2	4	5	8	1	1	32	3	35	35
	F	0	0	0	0	0	0	0	0	0	1	1	1	2	1	3	3	6	6	2	26	1	27	27
	T	0	2	0	1	1	0	0	0	0	3	2	2	5	3	7	8	14	7	3	58	4	62	62
106 Myeloid leukemia	M	1	0	0	0	0	0	1	0	3	4	3	1	2	5	10	11	7	2	1	51	0	51	51
	F	0	0	0	1	0	0	0	1	2	3	2	1	6	5	5	4	8	2	0	40	1	41	41
	T	1	0	0	1	0	0	1	1	5	7	5	2	8	10	15	15	15	4	1	91	1	92	92
107 Monocytic leukemia	M	0	0	0	0	0	0	0	0	0	0	0	0	0	0	0	0	0	0	0	0	0	0	0
	F	0	0	0	0	0	0	0	0	0	0	0	0	0	0	0	0	0	0	0	0	0	0	0
	T	0	0	0	0	0	0	0	0	0	0	0	0	0	0	0	0	0	0	0	0	0	0	0
108 Other and unspecified leukemia	M	0	0	0	1	1	0	0	0	1	1	0	0	2	1	4	0	1	3	2	17	0	17	17
	F	1	0	0	0	0	0	0	0	0	1	0	1	3	0	2	5	2	2	2	19	0	19	19
	T	1	0	0	1	1	0	0	0	1	2	0	1	5	1	6	5	3	5	4	36	0	36	36

Table 15

(Continued)

		0-4	5-9	10-14	15-19	20-24	25-29	30-34	35-39	40-44	45-49	50-54	55-59	60-64	65-69	70-74	75-79	80-84	85-89	90+	Res	Non Res	Total	
109 Carcinoma in situ of breast and genitourinary system	M	0	0	0	0	0	0	0	0	0	0	0	0	0	0	0	0	0	0	0	0	0	0	
	F	0	0	0	0	0	0	0	0	0	0	0	0	0	0	0	0	0	0	0	0	0	0	0
	T	0	0	0	0	0	0	0	0	0	0	0	0	0	0	0	0	0	0	0	0	0	0	0
110 Carcinoma in situ of other and unspecified sites	M	0	0	0	0	0	0	0	0	0	0	0	0	0	0	0	0	0	0	0	0	0	0	
	F	0	0	0	0	0	0	0	0	0	0	0	0	0	0	0	0	0	0	0	0	0	0	0
	T	0	0	0	0	0	0	0	0	0	0	0	0	0	0	0	0	0	0	0	0	0	0	0
111 Benign neoplasms of female genital organs	M	0	0	0	0	0	0	0	0	0	0	0	0	0	0	0	0	0	0	0	0	0	0	
	F	0	0	0	0	0	0	0	0	0	0	0	0	0	0	0	1	0	0	0	1	0	1	
	T	0	0	0	0	0	0	0	0	0	0	0	0	0	0	0	1	0	0	0	1	0	1	
112 Benign neoplasms of eye, brain and other parts of central nervous system	M	0	0	0	0	0	0	0	0	0	1	0	0	0	0	0	1	1	0	0	3	0	3	
	F	0	0	0	0	0	0	0	0	0	0	0	0	0	0	0	3	1	1	1	6	0	6	
	T	0	0	0	0	0	0	0	0	0	1	0	0	0	0	0	4	2	1	1	9	0	9	
113 Benign neoplasms of other and unspecified sites	M	0	0	0	0	0	0	0	0	0	0	0	0	0	0	0	1	0	0	0	1	0	1	
	F	1	0	0	0	0	0	0	0	0	0	1	1	0	0	0	0	0	0	0	3	0	3	
	T	1	0	0	0	0	0	0	0	0	0	1	1	0	0	0	1	0	0	0	4	0	4	
114 Neoplasms of uncertain or unknown behavior of specified sites	M	0	1	0	0	0	0	0	0	1	0	2	1	6	6	8	10	9	5	4	53	0	53	
	F	1	0	0	0	0	0	0	0	1	0	0	2	1	3	4	6	1	5	2	26	0	26	
	T	1	1	0	0	0	0	0	0	2	0	2	3	7	9	12	16	10	10	6	79	0	79	
115 Neoplasm of uncertain or unknown behavior of unspecified sites	M	1	0	0	0	0	0	0	1	0	0	0	0	0	0	0	0	0	0	0	2	0	2	
	F	0	0	0	0	0	0	0	0	0	0	0	0	0	0	0	0	0	1	0	1	0	1	
	T	1	0	0	0	0	0	0	1	0	0	0	0	0	0	0	0	0	1	0	3	0	3	
116 Nutritional anemias	M	0	0	0	0	0	0	0	0	0	0	0	0	0	0	0	0	0	0	0	0	0	0	
	F	0	0	0	0	0	0	0	0	0	0	0	0	0	0	0	0	0	0	0	0	0	0	
	T	0	0	0	0	0	0	0	0	0	0	0	0	0	0	0	0	0	0	0	0	0	0	
117 Hemolytic anemias	M	0	0	0	0	0	0	0	1	0	0	0	1	0	0	0	0	0	1	0	3	0	3	
	F	0	0	0	0	1	0	0	0	0	0	0	0	0	0	0	0	1	0	0	2	0	2	
	T	0	0	0	0	1	0	0	1	0	0	0	1	0	0	0	0	1	1	0	5	0	5	
118 Aplastic anemias	M	0	1	0	0	0	1	0	0	0	0	0	0	0	0	1	1	1	0	0	5	0	5	
	F	0	0	0	0	0	0	0	0	0	0	0	1	0	0	1	0	0	1	0	3	0	3	
	T	0	1	0	0	0	1	0	0	0	0	0	1	0	0	2	1	1	1	0	8	0	8	
119 Acute posthemorrhagic and other anemias	M	0	0	0	0	0	0	0	0	0	0	0	0	0	0	0	1	1	1	0	3	0	3	
	F	0	0	0	0	0	0	0	0	0	0	0	0	1	0	0	1	0	3	3	8	0	8	
	T	0	0	0	0	0	0	0	0	0	0	0	0	1	0	0	2	1	4	3	11	0	11	
120 Coagulation defects, purpura and other hemorrhagic conditions	M	1	0	0	0	0	0	0	0	0	1	1	1	1	0	0	3	1	1	0	10	0	10	
	F	1	0	0	0	0	0	0	0	0	0	0	2	0	1	0	0	0	0	0	4	0	4	
	T	2	0	0	0	0	0	0	0	0	1	1	3	1	1	0	3	1	1	0	14	0	14	

Table 15

(Continued)

		0-4	5-9	10-14	15-19	20-24	25-29	30-34	35-39	40-44	45-49	50-54	55-59	60-64	65-69	70-74	75-79	80-84	85-89	90+	Res	Non Res	Total
121 Other diseases of blood and blood-forming organs	M	0	0	0	0	0	0	0	0	0	0	0	0	0	0	0	0	0	0	1	1	0	1
	F	0	0	0	1	0	0	0	0	0	0	0	0	0	0	0	2	0	0	1	4	0	4
	T	0	0	0	1	0	0	0	0	0	0	0	0	0	0	0	2	0	0	2	5	0	5
122 Certain disorders involving the immune mechanism	M	0	0	0	0	0	0	0	0	0	0	1	0	0	0	0	0	0	1	1	3	0	3
	F	0	0	0	0	0	0	0	0	0	0	1	0	0	0	2	2	0	0	1	6	0	6
	T	0	0	0	0	0	0	0	0	0	0	1	1	0	0	2	2	0	1	2	9	0	9
123 Disorders of thyroid gland	M	0	0	0	0	0	0	0	0	0	0	0	0	0	0	0	1	1	1	0	3	0	3
	F	0	0	0	0	0	0	0	0	0	0	0	0	0	0	1	0	2	2	1	6	0	6
	T	0	0	0	0	0	0	0	0	0	0	0	0	0	0	1	1	3	3	1	9	0	9
124 Diabetes mellitus	M	0	0	0	0	0	1	2	4	2	5	7	7	20	15	30	41	33	41	15	223	3	226
	F	0	0	1	1	0	2	0	1	0	2	2	3	7	17	22	37	39	46	31	211	1	212
	T	0	0	1	1	0	3	2	5	2	7	9	10	27	32	52	78	72	87	46	434	4	438
125 Disorders of pituitary gland	M	0	0	0	0	0	0	0	0	0	0	0	0	0	0	0	0	0	0	0	0	0	0
	F	0	0	0	0	0	0	0	0	1	0	0	0	0	0	0	0	0	1	0	2	0	2
	T	0	0	0	0	0	0	0	0	1	0	0	0	0	0	0	0	0	1	0	2	0	2
126 Disorders of adrenal glands	M	0	0	0	0	0	0	0	0	0	0	0	0	0	0	0	0	0	0	0	0	0	0
	F	0	0	0	0	0	0	0	0	0	0	0	0	0	0	0	0	0	0	0	0	0	0
	T	0	0	0	0	0	0	0	0	0	0	0	0	0	0	0	0	0	0	0	0	0	0
127 Diseases of thymus	M	0	0	0	0	0	0	0	0	0	0	0	0	0	0	0	0	0	0	0	0	0	0
	F	0	0	0	0	0	0	0	0	0	0	0	0	0	0	0	0	0	0	0	0	0	0
	T	0	0	0	0	0	0	0	0	0	0	0	0	0	0	0	0	0	0	0	0	0	0
128 Other endocrine diseases	M	0	0	0	0	0	0	0	0	0	0	0	0	1	1	0	0	0	1	0	3	0	3
	F	0	0	0	0	0	0	0	0	0	0	0	0	1	0	0	0	0	0	0	1	0	1
	T	0	0	0	0	0	0	0	0	0	0	0	0	2	1	0	0	0	1	0	4	0	4
129 Nutritional marasmus	M	0	0	0	0	0	0	0	0	0	0	0	0	0	0	0	0	0	0	0	0	0	0
	F	0	0	0	0	0	0	0	0	0	0	0	0	0	0	0	0	0	0	0	0	0	0
	T	0	0	0	0	0	0	0	0	0	0	0	0	0	0	0	0	0	0	0	0	0	0
130 Other and unspecified malnutrition	M	0	0	0	0	0	0	0	0	0	0	0	0	0	0	1	1	0	0	0	2	0	2
	F	0	0	0	0	0	0	0	0	0	0	1	0	0	0	1	2	1	0	0	5	0	5
	T	0	0	0	0	0	0	0	0	0	0	1	0	0	0	2	3	1	0	0	7	0	7
131 Other nutritional deficiencies	M	0	0	0	0	0	0	0	0	0	0	0	0	0	0	0	0	2	0	0	2	0	2
	F	0	0	0	0	0	0	0	0	0	0	0	0	0	0	0	0	2	1	2	5	0	5
	T	0	0	0	0	0	0	0	0	0	0	0	0	0	0	0	0	4	1	2	7	0	7
132 Obesity and other hyperalimentation	M	0	0	0	0	0	0	1	2	2	5	1	2	5	0	1	0	0	0	19	0	19	
	F	0	0	0	0	0	0	0	0	4	2	1	2	2	3	1	2	0	0	17	0	17	
	T	0	0	0	0	0	0	1	2	6	7	2	4	7	3	2	2	0	0	36	0	36	

Table 15

(Continued)

		0-4	5-9	10-14	15-19	20-24	25-29	30-34	35-39	40-44	45-49	50-54	55-59	60-64	65-69	70-74	75-79	80-84	85-89	90+	Res	Non Res	Total	
133 Cystic fibrosis	M	0	0	0	0	0	0	0	0	0	0	0	0	0	0	0	0	0	0	0	0	0	0	
	F	0	0	0	1	0	0	0	0	0	0	0	0	0	0	0	0	0	0	0	0	1	1	2
	T	0	0	0	1	0	0	0	0	0	0	0	0	0	0	0	0	0	0	0	0	1	1	2
134 Volume depletion, disorders of fluid, electrolyte and acid-base balance	M	0	0	0	0	0	0	0	0	0	0	0	0	0	0	1	1	2	3	6	13	0	13	
	F	1	0	0	0	0	0	0	0	0	0	0	0	1	0	1	1	5	5	7	21	0	21	
	T	1	0	0	0	0	0	0	0	0	0	0	0	1	0	2	2	7	8	13	34	0	34	
135 Other metabolic disorders	M	0	0	0	0	0	0	0	0	0	1	1	3	1	1	4	4	2	1	0	18	2	20	
	F	2	0	1	0	0	0	0	0	0	0	3	0	0	1	1	5	2	1	1	17	0	17	
	T	2	0	1	0	0	0	0	0	0	1	4	3	1	2	5	9	4	2	1	35	2	37	
136 Organic dementia	M	0	0	0	0	0	0	0	0	0	0	0	1	0	3	2	10	30	25	30	101	1	102	
	F	0	0	0	0	0	0	0	0	0	0	0	1	0	0	7	14	39	64	102	227	0	227	
	T	0	0	0	0	0	0	0	0	0	0	0	2	0	3	9	24	69	89	132	328	1	329	
137 Other and unspecified organic mental disorders	M	0	0	0	0	0	1	0	0	0	0	0	1	1	0	1	1	0	0	1	6	0	6	
	F	0	0	0	0	0	0	0	0	1	0	1	1	0	0	0	0	1	3	2	9	0	9	
	T	0	0	0	0	0	1	0	0	1	0	1	2	1	0	1	1	1	3	3	15	0	15	
138 Mental and behavioral disorders due to use of alcohol	M	0	0	0	1	0	0	1	9	7	13	7	5	7	5	6	2	3	2	68	0	68		
	F	0	0	0	0	0	1	2	2	2	6	2	5	4	3	0	0	1	1	0	29	0	29	
	T	0	0	0	1	0	1	2	3	11	13	15	12	9	10	5	6	3	4	2	97	0	97	
139 Mental and behavioral disorders due to other psychoactive substance use	M	0	0	0	0	0	0	1	1	0	1	2	1	0	1	0	0	1	0	0	8	0	8	
	F	0	0	0	0	1	0	1	1	1	3	0	0	0	0	1	0	3	0	0	11	0	11	
	T	0	0	0	0	1	0	2	2	1	4	2	1	0	1	1	0	4	0	0	19	0	19	
140 Schizophrenia, schizotypal and delusional disorders	M	0	0	0	0	0	0	1	0	0	0	1	0	0	0	1	0	1	1	1	6	0	6	
	F	0	0	0	0	0	0	0	0	0	0	0	0	0	0	0	0	3	1	0	4	0	4	
	T	0	0	0	0	0	0	1	0	0	0	1	0	0	0	1	0	4	2	1	10	0	10	
141 Mood (affective) disorders	M	0	0	0	0	0	0	0	0	0	0	0	0	0	0	0	0	1	1	1	3	0	3	
	F	0	0	0	0	0	0	0	0	0	0	1	0	0	1	0	0	0	0	3	5	0	5	
	T	0	0	0	0	0	0	0	0	0	0	1	0	0	1	0	0	1	1	4	8	0	8	
142 Neurotic, stress-related and somatoform disorders	M	0	0	0	0	0	0	0	0	0	0	0	0	0	0	0	0	0	0	0	0	0	0	
	F	0	0	0	0	0	0	0	0	0	0	0	0	0	0	0	0	0	0	0	0	0	0	
	T	0	0	0	0	0	0	0	0	0	0	0	0	0	0	0	0	0	0	0	0	0	0	
143 Mental retardation	M	0	0	0	0	0	0	0	0	1	0	0	0	0	0	0	0	0	0	0	1	0	1	
	F	0	0	0	0	0	0	0	0	0	0	0	0	0	0	0	0	0	0	0	1	1	0	1
	T	0	0	0	0	0	0	0	0	1	0	0	0	0	0	0	0	0	0	0	1	2	0	2
144 Other and unspecified mental and behavioral disorders	M	0	0	0	0	0	0	0	0	0	0	0	0	0	0	1	0	0	0	0	1	0	1	
	F	0	1	0	0	0	0	0	0	0	0	0	0	0	0	0	1	0	0	0	2	0	2	
	T	0	1	0	0	0	0	0	0	0	0	0	0	0	0	1	1	0	0	0	3	0	3	

Table 15

(Continued)

		0-4	5-9	10-14	15-19	20-24	25-29	30-34	35-39	40-44	45-49	50-54	55-59	60-64	65-69	70-74	75-79	80-84	85-89	90+	Res	Non Res	Total
157 Rheumatic mitral valve diseases	M	0	0	0	0	0	0	0	0	0	0	0	0	0	0	1	0	1	1	0	3	0	3
	F	0	0	0	0	0	0	0	0	0	0	0	0	1	0	2	1	2	0	0	6	1	7
	T	0	0	0	0	0	0	0	0	0	0	0	0	1	0	3	1	3	1	0	9	1	10
158 Rheumatic aortic valve diseases	M	0	0	0	0	0	0	0	0	0	0	0	0	0	0	0	0	0	0	0	0	0	0
	F	0	0	0	0	0	0	0	0	0	0	0	0	0	0	0	0	0	0	0	0	0	0
	T	0	0	0	0	0	0	0	0	0	0	0	0	0	0	0	0	0	0	0	0	0	0
160 Other chronic rheumatic heart diseases	M	0	0	0	0	0	0	0	0	0	1	1	0	1	1	2	2	0	0	1	9	1	10
	F	0	0	0	0	0	0	0	0	0	0	1	1	1	2	2	0	1	2	3	13	0	13
	T	0	0	0	0	0	0	0	0	0	1	2	1	2	3	4	2	1	2	4	22	1	23
161 Essential (primary) hypertension	M	0	0	0	0	0	0	0	0	0	1	0	0	2	0	3	2	3	6	7	24	0	24
	F	0	0	0	0	0	0	0	0	0	0	0	1	1	2	1	2	11	13	9	40	0	40
	T	0	0	0	0	0	0	0	0	0	1	0	1	3	2	4	4	14	19	16	64	0	64
162 Hypertensive heart disease	M	0	0	0	0	0	0	0	0	1	1	1	1	1	3	3	2	2	1	2	18	1	19
	F	0	0	0	0	0	0	0	0	1	0	0	0	2	3	3	0	3	8	13	33	0	33
	T	0	0	0	0	0	0	0	0	2	1	1	1	3	6	6	2	5	9	15	51	1	52
163 Hypertensive renal disease	M	0	0	0	0	0	0	0	0	0	0	0	0	1	0	1	1	2	3	0	8	0	8
	F	0	0	0	0	0	0	0	0	0	0	0	1	1	2	2	5	4	6	9	30	0	30
	T	0	0	0	0	0	0	0	0	0	0	0	1	2	2	3	6	6	9	9	38	0	38
164 Hypertensive heart and renal disease	M	0	0	0	0	0	0	0	0	0	0	0	0	0	1	0	0	1	0	0	2	0	2
	F	0	0	0	0	0	0	0	0	0	0	0	0	0	0	0	0	1	0	2	3	0	3
	T	0	0	0	0	0	0	0	0	0	0	0	0	0	1	0	0	2	0	2	5	0	5
165 Acute myocardial infarction	M	0	0	0	0	0	0	2	2	2	20	29	37	37	65	101	98	137	134	72	736	23	759
	F	0	0	0	0	0	0	1	1	0	4	5	12	16	26	40	68	112	135	146	566	12	578
	T	0	0	0	0	0	0	3	3	2	24	34	49	53	91	141	166	249	269	218	1302	35	1337
166 Other acute ischemic heart diseases	M	0	0	0	0	0	0	0	0	0	0	0	0	0	0	0	0	0	2	0	2	0	2
	F	0	0	0	0	0	0	0	0	0	0	0	0	0	0	1	1	0	1	2	5	0	5
	T	0	0	0	0	0	0	0	0	0	0	0	0	0	0	1	1	0	3	2	7	0	7
167 Atherosclerotic cardiovascular disease, so described	M	0	0	0	0	0	0	1	3	8	9	16	44	45	41	67	49	42	29	18	372	11	383
	F	0	0	0	0	0	0	0	1	2	4	6	8	12	14	30	42	55	43	43	260	7	267
	T	0	0	0	0	0	0	1	4	10	13	22	52	57	55	97	91	97	72	61	632	18	650
168 All other forms of chronic ischemic heart disease	M	0	0	0	0	0	1	2	2	17	27	43	53	60	88	117	143	157	127	92	929	18	947
	F	0	0	0	0	0	0	0	3	1	7	9	12	18	21	44	91	136	167	278	787	5	792
	T	0	0	0	0	0	1	2	5	18	34	52	65	78	109	161	234	293	294	370	1716	23	1739
169 Pulmonary embolism	M	0	0	0	0	0	0	0	0	0	0	0	1	0	0	1	4	4	3	1	14	0	14
	F	0	0	0	1	0	0	2	0	0	2	1	3	2	5	0	3	4	2	3	28	2	30
	T	0	0	0	1	0	0	2	0	0	2	1	4	2	5	1	7	8	5	4	42	2	44

Table 15
(Continued)

		0-4	5-9	10-14	15-19	20-24	25-29	30-34	35-39	40-44	45-49	50-54	55-59	60-64	65-69	70-74	75-79	80-84	85-89	90+	Res	Non Res	Total
170 Other pulmonary heart disease and diseases of pulmonary circulation	M	0	0	0	0	0	0	0	0	1	1	0	1	0	0	0	1	0	0	0	4	0	4
	F	0	0	0	0	0	0	1	0	1	1	0	1	0	1	0	0	0	1	1	7	0	7
	T	0	0	0	0	0	0	1	0	2	2	0	2	0	1	0	1	0	1	1	11	0	11
171 Acute and subacute endocarditis	M	0	0	0	0	0	0	0	0	0	0	0	0	0	0	1	0	0	0	1	2	0	2
	F	0	0	0	0	0	0	0	0	0	0	0	1	0	0	1	0	0	1	0	3	0	3
	T	0	0	0	0	0	0	0	0	0	0	0	1	0	0	2	0	0	1	1	5	0	5
172 Diseases of pericardium and acute myocarditis	M	0	0	0	0	0	0	0	0	0	0	1	1	0	0	0	1	0	0	0	3	0	3
	F	0	0	0	0	0	1	0	0	0	0	0	0	1	1	0	0	0	0	0	3	0	3
	T	0	0	0	0	0	1	0	0	0	0	1	1	1	1	0	1	0	0	0	6	0	6
173 Nonrheumatic mitral valve disorders	M	0	0	0	0	1	0	0	1	0	0	1	0	0	0	1	0	0	2	0	6	0	6
	F	0	0	0	0	0	0	0	0	0	0	0	0	0	1	0	1	0	1	2	5	0	5
	T	0	0	0	0	1	0	0	1	0	0	1	0	0	1	1	1	0	3	2	11	0	11
174 Nonrheumatic aortic valve disorders	M	0	0	0	0	0	0	0	0	0	2	0	0	1	0	1	2	9	4	2	21	0	21
	F	0	0	0	0	0	0	0	0	0	0	0	0	0	1	0	3	5	13	9	31	0	31
	T	0	0	0	0	0	0	0	0	0	2	0	0	1	1	1	5	14	17	11	52	0	52
175 All other diseases of endocardium	M	0	0	0	0	0	1	0	0	1	0	1	1	2	1	0	4	1	3	0	15	0	15
	F	0	0	0	0	0	0	0	0	0	0	0	2	0	1	2	2	5	2	1	15	2	17
	T	0	0	0	0	0	1	0	0	1	0	1	3	2	2	2	6	6	5	1	30	2	32
176 Cardiomyopathy	M	0	0	0	0	0	0	1	4	3	5	7	8	4	3	2	6	2	0	0	45	1	46
	F	1	0	0	0	1	0	0	0	0	2	4	0	1	1	1	0	7	1	5	24	2	26
	T	1	0	0	0	1	0	1	4	3	7	11	8	5	4	3	6	9	1	5	69	3	72
177 Conduction disorders and cardiac dysrhythmias	M	0	0	2	0	2	1	0	1	2	1	3	2	2	6	8	15	8	7	5	65	3	68
	F	0	0	0	0	0	0	0	0	1	2	1	3	4	4	5	12	27	27	35	121	2	123
	T	0	0	2	0	2	1	0	1	3	3	4	5	6	10	13	27	35	34	40	186	5	191
178 Congestive heart failure	M	0	0	0	0	0	0	0	0	0	1	0	0	2	2	8	16	24	20	25	98	0	98
	F	0	0	0	0	0	0	0	0	0	0	1	1	0	1	9	12	35	41	79	179	0	179
	T	0	0	0	0	0	0	0	0	0	1	1	1	2	3	17	28	59	61	104	277	0	277
179 Other and unspecified heart failure	M	0	0	0	0	0	0	0	0	0	0	1	1	1	2	2	3	6	7	7	30	0	30
	F	0	0	0	0	0	0	0	1	0	0	0	0	0	0	1	6	3	5	13	29	2	31
	T	0	0	0	0	0	0	0	1	0	0	1	1	1	2	3	9	9	12	20	59	2	61
180 Myocarditis, unspecified and myocardial degeneration	M	0	0	0	0	0	0	1	0	0	0	0	0	1	0	0	0	0	0	0	2	0	2
	F	0	0	0	0	0	0	0	0	1	0	0	0	0	0	0	0	0	0	0	1	0	1
	T	0	0	0	0	0	0	1	0	1	0	0	0	1	0	0	0	0	0	0	3	0	3
181 All other and ill-defined forms of heart disease	M	0	0	0	0	0	0	0	1	1	0	2	2	2	4	4	6	10	2	8	42	2	44
	F	0	0	0	0	0	0	0	0	0	0	0	0	0	1	3	4	7	5	10	30	1	31
	T	0	0	0	0	0	0	0	1	1	0	2	2	2	5	7	10	17	7	18	72	3	75

Table 15

(Continued)

		0-4	5-9	10-14	15-19	20-24	25-29	30-34	35-39	40-44	45-49	50-54	55-59	60-64	65-69	70-74	75-79	80-84	85-89	90+	Res	Non Res	Total
195 Influenza	M	0	0	0	0	0	0	0	0	0	0	0	0	0	1	0	1	0	2	0	4	0	4
	F	0	0	0	0	0	0	0	0	0	0	0	0	0	0	0	0	2	0	1	3	0	3
	T	0	0	0	0	0	0	0	0	0	0	0	0	0	1	0	1	2	2	1	7	0	7
196 Viral pneumonia, not elsewhere classified	M	1	0	0	0	0	0	0	0	0	0	0	0	0	0	0	0	0	0	0	1	0	1
	F	0	0	0	0	0	0	0	0	0	0	0	0	0	0	0	0	0	0	0	0	0	0
	T	1	0	0	0	0	0	0	0	0	0	0	0	0	0	0	0	0	0	0	1	0	1
197 Bacterial pneumonia	M	0	0	0	0	0	0	0	0	0	0	0	0	2	1	3	1	2	1	0	10	0	10
	F	0	0	0	0	0	0	0	0	0	0	1	1	0	1	0	0	2	1	1	7	0	7
	T	0	0	0	0	0	0	0	0	0	0	1	1	2	2	3	1	4	2	1	17	0	17
198 Pneumonia due to other or unspecified organisms	M	1	0	0	0	0	0	1	2	1	2	7	8	4	3	14	23	31	42	34	173	1	174
	F	1	0	0	1	0	0	0	1	1	1	2	3	4	7	15	17	33	43	82	211	5	216
	T	2	0	0	1	0	0	1	3	2	3	9	11	8	10	29	40	64	85	116	384	6	390
199 Acute bronchitis and bronchiolitis	M	0	0	0	0	0	0	1	0	0	0	1	1	1	1	0	0	0	0	1	6	0	6
	F	0	0	0	0	0	0	0	0	0	0	0	0	0	0	0	0	0	1	1	2	0	2
	T	0	0	0	0	0	0	1	0	0	0	1	1	1	1	0	0	0	1	2	8	0	8
200 Unspecified acute lower respiratory infection	M	0	0	0	0	0	0	0	0	0	0	0	0	0	0	0	0	0	0	0	0	0	0
	F	0	0	0	0	0	0	0	0	0	0	0	0	0	1	0	0	0	1	0	2	0	2
	T	0	0	0	0	0	0	0	0	0	0	0	0	0	1	0	0	0	1	0	2	0	2
201 Other diseases of upper respiratory tract	M	0	0	0	0	0	0	0	0	0	0	0	0	0	0	0	0	0	0	0	0	0	0
	F	0	0	0	0	0	0	0	0	0	0	1	0	0	0	1	0	0	0	0	2	0	2
	T	0	0	0	0	0	0	0	0	0	0	1	0	0	0	1	0	0	0	0	2	0	2
202 Bronchitis, not specified as acute or chronic	M	0	0	0	0	0	0	0	0	0	0	0	0	0	0	0	0	0	0	1	1	0	1
	F	0	0	0	0	0	0	0	0	0	0	0	0	0	0	0	0	0	0	3	3	0	3
	T	0	0	0	0	0	0	0	0	0	0	0	0	0	0	0	0	0	0	4	4	0	4
203 Chronic bronchitis	M	0	0	0	0	0	0	0	0	0	0	0	0	0	0	0	0	1	0	1	2	0	2
	F	0	0	0	0	0	0	0	0	0	0	0	0	0	0	0	0	1	0	0	1	0	1
	T	0	0	0	0	0	0	0	0	0	0	0	0	0	0	0	0	2	0	1	3	0	3
204 Emphysema	M	0	0	0	0	0	0	0	0	0	0	2	0	2	7	12	12	3	2	40	0	40	
	F	0	0	0	0	0	0	0	0	0	1	2	0	1	0	3	9	3	2	21	0	21	
	T	0	0	0	0	0	0	0	0	0	1	4	0	3	7	15	21	6	4	61	0	61	
205 Other chronic obstructive pulmonary disease	M	0	0	0	0	0	0	0	0	0	1	7	13	21	46	65	84	62	39	338	3	341	
	F	0	0	0	0	0	0	0	0	1	3	3	3	16	24	32	54	78	64	54	332	4	336
	T	0	0	0	0	0	0	0	0	1	3	4	10	29	45	78	119	162	126	93	670	7	677
206 Asthma	M	0	0	0	1	0	1	0	1	2	1	2	0	1	1	0	1	1	0	1	13	2	15
	F	0	0	0	0	0	0	1	0	1	0	2	0	0	0	5	0	2	0	3	14	0	14
	T	0	0	0	1	0	1	1	1	3	1	4	0	1	1	5	1	3	0	4	27	2	29

Table 15

(Continued)

		0-4	5-9	10-14	15-19	20-24	25-29	30-34	35-39	40-44	45-49	50-54	55-59	60-64	65-69	70-74	75-79	80-84	85-89	90+	Res	Non Res	Total
207 Bronchiectasis	M	0	0	0	0	0	0	0	0	0	0	0	0	1	1	2	2	0	0	0	6	0	6
	F	0	0	0	0	0	0	0	0	0	0	0	0	0	1	2	4	1	1	1	10	0	10
	T	0	0	0	0	0	0	0	0	0	0	0	0	1	2	4	6	1	1	1	16	0	16
208 Pneumoconioses and chemical effects	M	0	0	0	0	0	0	0	2	0	1	0	2	2	0	1	4	1	1	0	14	0	14
	F	0	0	0	0	0	0	0	2	1	2	0	0	0	0	0	0	1	0	0	6	0	6
	T	0	0	0	0	0	0	0	4	1	3	0	2	2	0	1	4	2	1	0	20	0	20
209 Pneumonitis due to food and vomit	M	0	0	1	0	0	0	0	0	0	2	1	2	1	5	12	10	19	18	22	93	1	94
	F	0	0	0	0	0	0	0	0	0	1	1	0	0	5	4	5	10	15	23	64	0	64
	T	0	0	1	0	0	0	0	0	0	3	2	2	1	10	16	15	29	33	45	157	1	158
210 Other pneumonitis due to solids and liquids	M	0	0	0	0	0	0	0	0	0	0	0	0	0	0	0	0	0	0	0	0	0	0
	F	0	0	0	0	0	0	0	0	0	0	0	0	0	0	0	0	0	0	0	0	0	0
	T	0	0	0	0	0	0	0	0	0	0	0	0	0	0	0	0	0	0	0	0	0	0
211 Other lung diseases due to external agents	M	0	0	0	0	0	0	0	0	0	0	1	0	0	0	0	0	0	0	0	1	0	1
	F	0	0	0	0	0	0	0	1	0	0	0	0	0	0	0	0	1	1	0	3	0	3
	T	0	0	0	0	0	0	0	1	0	0	1	0	0	0	0	0	1	1	0	4	0	4
212 Suppurative and necrotic conditions of lower respiratory tract	M	0	0	0	0	0	0	0	0	1	0	1	0	0	0	0	0	4	0	1	7	0	7
	F	0	0	0	0	0	0	0	0	0	0	0	0	0	0	0	0	1	1	0	2	0	2
	T	0	0	0	0	0	0	0	0	1	0	1	0	0	0	0	0	5	1	1	9	0	9
213 Pleural effusion and plaque	M	0	0	0	0	0	0	0	0	0	0	0	0	0	0	0	1	1	0	1	3	0	3
	F	0	0	0	0	0	0	0	0	0	0	0	0	0	0	0	1	2	1	0	4	1	5
	T	0	0	0	0	0	0	0	0	0	0	0	0	0	0	0	2	3	1	1	7	1	8
214 All other diseases of respiratory system	M	1	0	0	0	0	0	0	0	0	1	2	4	8	7	11	10	17	16	7	84	4	88
	F	1	0	1	0	0	0	0	0	0	2	0	1	1	6	6	12	16	5	10	61	1	62
	T	2	0	1	0	0	0	0	0	0	3	2	5	9	13	17	22	33	21	17	145	5	150
215 Diseases of oral cavity, salivary glands and jaws	M	0	0	0	0	0	0	0	0	0	0	0	0	0	0	0	0	1	0	1	2	0	2
	F	0	0	0	0	0	0	0	0	0	0	0	0	0	0	0	0	0	0	0	0	0	0
	T	0	0	0	0	0	0	0	0	0	0	0	0	0	0	0	0	1	0	1	2	0	2
216 Diseases of esophagus	M	0	0	0	0	1	0	0	0	1	0	0	0	1	0	1	1	0	2	1	8	0	8
	F	0	0	0	0	0	0	0	0	0	0	0	0	0	0	0	0	0	2	4	6	1	7
	T	0	0	0	0	1	0	0	0	1	0	0	0	1	0	1	1	0	4	5	14	1	15
217 Gastric ulcer	M	0	0	0	0	0	0	0	0	0	1	0	0	1	0	0	1	0	0	0	3	0	3
	F	0	0	0	0	0	0	0	0	0	0	0	0	0	0	1	1	1	1	2	6	0	6
	T	0	0	0	0	0	0	0	0	0	1	0	0	1	0	1	2	1	1	2	9	0	9
218 Duodenal ulcer	M	0	0	0	0	0	0	0	0	0	0	3	2	1	1	3	0	1	1	0	12	2	14
	F	0	0	0	0	0	0	1	0	0	0	1	0	0	1	2	2	1	0	1	9	0	9
	T	0	0	0	0	0	0	1	0	0	0	4	2	1	2	5	2	2	1	1	21	2	23

Table 15

(Continued)

		0-4	5-9	10-14	15-19	20-24	25-29	30-34	35-39	40-44	45-49	50-54	55-59	60-64	65-69	70-74	75-79	80-84	85-89	90+	Res	Non Res	Total	
219	Peptic ulcer, site unspecified	M	0	0	0	0	0	0	0	0	0	0	0	0	1	0	2	0	0	1	4	0	4	
		F	0	0	0	0	0	0	0	0	0	0	0	0	1	1	1	2	0	3	8	0	8	
		T	0	0	0	0	0	0	0	0	0	0	0	0	2	1	3	2	0	4	12	0	12	
220	Gastrojejunal ulcer	M	0	0	0	0	0	0	0	0	0	0	0	0	0	0	0	0	1	0	1	0	1	
		F	0	0	0	0	0	0	0	0	0	0	0	0	0	0	0	0	0	0	0	0	0	
		T	0	0	0	0	0	0	0	0	0	0	0	0	0	0	0	0	0	1	0	1	0	1
221	Gastritis and duodenitis	M	0	0	0	0	0	0	0	0	0	0	0	0	0	0	0	0	0	0	0	0	0	
		F	0	0	0	0	0	0	0	0	0	0	0	0	0	0	0	0	0	0	0	0	0	
		T	0	0	0	0	0	0	0	0	0	0	0	0	0	0	0	0	0	0	0	0	0	
222	Dyspepsia and other diseases of stomach and duodenum	M	0	0	0	0	0	0	0	0	0	0	0	0	1	0	0	0	0	0	1	0	1	
		F	0	0	0	0	0	0	0	0	1	0	0	0	0	0	2	0	1	0	4	0	4	
		T	0	0	0	0	0	0	0	0	1	0	0	0	1	0	2	0	1	0	5	0	5	
223	Diseases of appendix	M	0	0	0	0	0	0	0	0	0	0	0	0	0	0	0	0	1	0	1	0	1	
		F	0	0	0	0	0	0	0	0	0	0	0	0	0	0	1	1	0	0	2	0	2	
		T	0	0	0	0	0	0	0	0	0	0	0	0	0	0	1	1	1	0	3	0	3	
224	Hernia	M	0	0	0	0	0	0	0	0	0	0	1	0	2	0	1	2	0	2	8	0	8	
		F	0	0	0	0	0	0	0	0	0	0	0	0	1	1	0	2	2	2	8	0	8	
		T	0	0	0	0	0	0	0	0	0	0	1	0	3	1	1	4	2	4	16	0	16	
225	Crohn's disease and ulcerative colitis	M	0	0	0	0	0	0	0	0	0	0	0	1	0	0	0	0	1	0	2	0	2	
		F	0	0	0	0	0	1	0	0	0	0	0	0	1	1	2	0	1	0	6	0	6	
		T	0	0	0	0	0	1	0	0	0	0	0	1	1	1	2	0	2	0	8	0	8	
226	Vascular disorders and obstruction of intestine without hernia	M	2	0	0	0	0	0	0	0	0	0	0	4	6	8	11	12	16	11	70	1	71	
		F	0	0	0	0	0	0	0	1	0	0	2	3	5	5	14	15	17	24	17	103	3	106
		T	2	0	0	0	0	0	0	1	0	0	2	3	9	11	22	26	29	40	28	173	4	177
227	Diverticular disease of intestine	M	0	0	0	0	0	0	0	0	0	0	1	1	0	0	0	2	1	2	7	0	7	
		F	0	0	0	0	0	0	0	0	0	0	0	1	0	0	2	1	4	3	8	19	0	19
		T	0	0	0	0	0	0	0	0	0	0	0	2	1	0	2	1	6	4	10	26	0	26
228	Other diseases of intestines and peritoneum	M	1	0	0	0	0	0	0	1	2	0	2	1	0	0	2	4	1	1	0	15	0	15
		F	0	0	0	0	0	0	0	0	0	1	0	0	1	1	0	2	7	6	9	27	0	27
		T	1	0	0	0	0	0	0	1	2	1	2	1	1	1	2	6	8	7	9	42	0	42
229	Diseases of peritoneum	M	0	0	0	0	0	0	0	0	0	0	1	1	0	0	0	1	0	0	3	0	3	
		F	0	0	0	0	0	0	0	0	0	0	0	0	0	0	1	0	1	1	2	5	0	5
		T	0	0	0	0	0	0	0	0	0	0	0	1	1	0	1	0	2	1	2	8	0	8
230	Alcoholic liver disease	M	0	0	0	0	0	1	1	1	5	9	8	8	15	6	4	3	0	0	0	61	4	65
		F	0	0	0	0	0	1	0	2	6	2	6	9	1	2	2	1	0	0	0	32	4	36
		T	0	0	0	0	0	2	1	3	11	11	14	17	16	8	6	4	0	0	0	93	8	101

Table 15

(Continued)

231 Chronic hepatitis, not elsewhere classified	M	0	0	0	0	0	0	0	0	0	0	0	0	0	0	0	0	0	0	0	0	0	
	F	0	0	0	0	0	0	0	0	0	0	0	0	0	0	0	0	0	0	0	0	0	
	T	0	0	0	0	0	0	0	0	0	0	0	0	0	0	0	0	0	0	0	0	0	
232 Fibrosis and cirrhosis of liver	M	0	0	0	0	0	0	0	0	0	3	4	3	7	6	6	6	3	2	40	4	44	
	F	0	0	0	0	0	0	0	1	0	0	1	2	4	6	3	2	4	1	0	24	0	24
	T	0	0	0	0	0	0	0	1	0	0	4	6	7	13	9	8	10	4	2	64	4	68
233 Other diseases of liver	M	0	0	0	0	0	0	1	1	1	8	3	2	5	2	3	3	2	1	32	0	32	
	F	0	0	0	0	0	0	0	1	1	3	0	3	3	3	3	2	3	0	22	0	22	
	T	0	0	0	0	0	0	0	1	2	2	11	3	5	8	5	6	5	5	1	54	0	54
234 Cholelithiasis and other disorders of gallbladder	M	0	0	0	0	0	0	0	0	0	0	1	1	0	2	1	2	2	2	11	0	11	
	F	0	0	0	0	0	0	0	1	0	0	0	0	0	0	1	1	2	3	2	10	0	10
	T	0	0	0	0	0	0	0	1	0	0	0	1	1	0	3	2	4	5	4	21	0	21
235 Pancreatitis	M	0	0	0	0	0	0	1	0	1	2	0	1	3	0	0	3	2	1	14	1	15	
	F	0	0	0	0	1	0	0	2	0	0	0	1	1	0	0	3	1	0	2	11	0	11
	T	0	0	0	0	1	0	0	3	0	1	2	1	2	3	0	3	4	2	3	25	1	26
236 Other disorders of biliary tract and pancreas	M	0	0	0	0	0	0	0	0	0	1	1	1	3	1	0	0	1	1	9	0	9	
	F	1	0	0	0	0	0	0	0	0	0	0	0	0	0	1	1	1	2	1	7	0	7
	T	1	0	0	0	0	0	0	0	0	0	1	1	1	3	2	1	1	3	2	16	0	16
237 All other diseases of digestive system	M	0	0	0	0	0	0	0	0	0	1	1	1	1	1	2	5	7	6	7	32	0	32
	F	0	0	0	0	0	0	0	0	0	0	1	0	1	0	3	1	6	5	10	27	0	27
	T	0	0	0	0	0	0	0	0	0	1	2	1	2	1	5	6	13	11	17	59	0	59
238 Infections of skin and subcutaneous tissue	M	0	0	0	0	0	0	0	0	0	2	0	0	0	0	1	1	2	0	6	0	6	
	F	0	0	0	0	0	0	0	0	1	1	0	0	0	0	0	0	2	3	3	10	0	10
	T	0	0	0	0	0	0	0	0	1	1	2	0	0	0	0	1	3	5	3	16	0	16
239 Other and unspecified diseases of skin and subcutaneous tissue	M	0	0	0	0	0	0	0	0	0	0	1	0	1	0	1	0	0	3	6	0	6	
	F	0	0	0	0	0	0	0	0	0	0	0	0	0	0	1	2	1	4	2	10	0	10
	T	0	0	0	0	0	0	0	0	0	0	0	1	0	1	1	3	1	4	5	16	0	16
240 Rheumatoid arthritis and related inflammatory polyarthropathies	M	0	0	0	0	0	0	0	0	0	1	1	2	0	0	1	1	1	1	8	0	8	
	F	0	0	0	0	0	0	0	0	0	0	1	2	3	5	1	3	4	2	21	0	21	
	T	0	0	0	0	0	0	0	0	0	1	2	4	3	5	2	4	5	3	29	0	29	
241 Systemic lupus erythematosus	M	0	0	0	0	0	0	0	0	0	0	0	0	0	0	0	0	0	0	0	0	0	0
	F	0	0	0	0	0	0	0	0	1	0	1	0	0	2	1	0	0	0	0	5	0	5
	T	0	0	0	0	0	0	0	0	1	0	1	0	0	2	1	0	0	0	0	5	0	5
242 Other arthropathies and related disorders	M	0	0	0	0	0	0	0	0	0	0	1	1	1	3	4	0	0	1	11	0	11	
	F	0	0	0	1	0	0	1	0	2	1	2	1	0	1	0	5	1	1	7	23	1	24
	T	0	0	0	1	0	0	1	0	2	1	2	2	1	2	3	9	1	1	8	34	1	35

Table 15

(Continued)

		0-4	5-9	10-14	15-19	20-24	25-29	30-34	35-39	40-44	45-49	50-54	55-59	60-64	65-69	70-74	75-79	80-84	85-89	90+	Res	Non Res	Total
243 Dorsopathies	M	0	0	0	1	0	0	0	0	0	0	0	0	0	0	3	0	0	1	1	6	0	6
	F	0	0	1	0	0	0	0	0	0	0	0	0	0	0	0	3	0	0	1	5	0	5
	T	0	0	1	1	0	0	0	0	0	0	0	0	0	0	3	3	0	1	2	11	0	11
244 Soft tissue disorders	M	0	0	0	0	0	0	0	0	0	0	0	1	0	0	1	0	0	1	0	3	1	4
	F	0	0	0	0	0	0	0	0	0	0	0	0	1	0	0	0	1	2	0	4	1	5
	T	0	0	0	0	0	0	0	0	0	0	0	1	1	0	1	0	1	3	0	7	2	9
245 Osteoporosis	M	0	0	0	0	0	0	0	0	0	0	0	0	0	0	0	1	1	1	3	6	0	6
	F	0	0	0	0	0	0	0	0	0	0	0	0	0	0	0	3	4	3	6	16	0	16
	T	0	0	0	0	0	0	0	0	0	0	0	0	0	0	0	4	5	4	9	22	0	22
246 Other osteopathies, chondropathies and disorders of musculoskeletal system and connective tissue	M	0	0	0	0	0	0	0	0	0	0	0	0	1	2	0	0	1	1	1	6	0	6
	F	0	0	0	0	0	0	0	0	0	0	0	0	0	0	0	1	2	2	1	6	0	6
	T	0	0	0	0	0	0	0	0	0	0	0	0	1	2	0	1	3	3	2	12	0	12
247 Acute and rapidly progressive nephritic syndrome	M	0	0	0	0	0	0	0	0	0	0	0	0	0	0	0	0	0	0	0	0	0	0
	F	0	0	0	0	0	0	0	0	0	0	0	0	0	0	0	0	0	0	0	0	0	0
	T	0	0	0	0	0	0	0	0	0	0	0	0	0	0	0	0	0	0	0	0	0	0
248 Nephrotic syndrome	M	0	0	0	0	0	0	0	0	0	0	0	0	0	0	0	0	0	0	0	0	0	0
	F	0	0	0	0	0	0	0	0	0	0	0	0	1	0	0	0	0	0	0	1	0	1
	T	0	0	0	0	0	0	0	0	0	0	0	0	1	0	0	0	0	0	0	1	0	1
249 Other and unspecified glomerular diseases	M	0	0	0	0	0	0	0	0	1	0	0	0	0	0	1	0	0	1	0	3	0	3
	F	0	0	0	0	0	0	0	0	0	0	0	0	0	1	0	0	0	1	0	2	0	2
	T	0	0	0	0	0	0	0	0	1	0	0	0	0	1	1	0	0	2	0	5	0	5
250 Renal tubulo-interstitial diseases	M	0	0	0	0	0	0	0	0	0	0	0	0	2	0	1	1	1	2	0	7	0	7
	F	0	0	0	0	0	0	0	0	0	1	0	1	1	0	0	2	3	3	3	14	0	14
	T	0	0	0	0	0	0	0	0	0	1	0	1	3	0	1	3	4	5	3	21	0	21
251 Renal failure	M	0	0	0	0	2	0	1	0	0	1	1	1	9	6	15	14	24	29	25	128	0	128
	F	0	0	0	0	0	0	0	0	2	1	1	4	3	2	8	19	25	26	26	117	0	117
	T	0	0	0	0	2	0	1	0	2	2	2	5	12	8	23	33	49	55	51	245	0	245
252 Urolithiasis	M	0	0	0	0	0	0	0	0	0	0	0	0	0	0	0	0	1	0	0	1	0	1
	F	0	0	0	0	0	0	0	0	0	1	0	0	0	0	0	0	0	1	0	2	0	2
	T	0	0	0	0	0	0	0	0	0	1	0	0	0	0	0	0	1	1	0	3	0	3
253 Other and unspecified disorders of kidney	M	0	0	0	0	0	0	0	0	0	0	0	0	0	0	0	0	0	0	0	0	0	0
	F	0	0	0	0	0	0	0	0	0	0	0	0	0	0	0	0	0	0	0	0	0	0
	T	0	0	0	0	0	0	0	0	0	0	0	0	0	0	0	0	0	0	0	0	0	0
254 Urinary tract infection, site not specified	M	0	0	0	0	0	0	0	0	0	0	0	1	0	0	1	3	7	2	5	19	0	19
	F	0	0	0	0	0	0	0	0	1	0	0	1	2	1	1	8	7	10	10	41	0	41
	T	0	0	0	0	0	0	0	0	1	0	0	2	2	1	2	11	14	12	15	60	0	60

Table 15

(Continued)

		0-4	5-9	10-14	15-19	20-24	25-29	30-34	35-39	40-44	45-49	50-54	55-59	60-64	65-69	70-74	75-79	80-84	85-89	90+	Res	Non Res	Total		
267 Hemorrhage of pregnancy and childbirth and placenta previa	M	0	0	0	0	0	0	0	0	0	0	0	0	0	0	0	0	0	0	0	0	0	0	0	
	F	0	0	0	0	0	0	0	0	0	0	0	0	0	0	0	0	0	0	0	0	0	0	0	0
	T	0	0	0	0	0	0	0	0	0	0	0	0	0	0	0	0	0	0	0	0	0	0	0	0
268 Obstetric embolism	M	0	0	0	0	0	0	0	0	0	0	0	0	0	0	0	0	0	0	0	0	0	0	0	0
	F	0	0	0	0	0	0	0	0	0	0	0	0	0	0	0	0	0	0	0	0	0	0	0	0
	T	0	0	0	0	0	0	0	0	0	0	0	0	0	0	0	0	0	0	0	0	0	0	0	0
269 Other complications predominately related to the puerperium	M	0	0	0	0	0	0	0	0	0	0	0	0	0	0	0	0	0	0	0	0	0	0	0	0
	F	0	0	0	0	0	0	0	0	0	0	0	0	0	0	0	0	0	0	0	0	0	0	0	0
	T	0	0	0	0	0	0	0	0	0	0	0	0	0	0	0	0	0	0	0	0	0	0	0	0
270 All other direct obstetric causes	M	0	0	0	0	0	0	0	0	0	0	0	0	0	0	0	0	0	0	0	0	0	0	0	0
	F	0	0	0	0	1	0	0	0	0	0	0	0	0	0	0	0	0	0	0	0	1	0	1	1
	T	0	0	0	0	1	0	0	0	0	0	0	0	0	0	0	0	0	0	0	0	1	0	1	1
271 Obstetric death of unspecified cause	M	0	0	0	0	0	0	0	0	0	0	0	0	0	0	0	0	0	0	0	0	0	0	0	0
	F	0	0	0	0	0	0	0	0	0	0	0	0	0	0	0	0	0	0	0	0	0	0	0	0
	T	0	0	0	0	0	0	0	0	0	0	0	0	0	0	0	0	0	0	0	0	0	0	0	0
272 Other deaths related to pregnancy, childbirth and the puerperium	M	0	0	0	0	0	0	0	0	0	0	0	0	0	0	0	0	0	0	0	0	0	0	0	0
	F	0	0	0	0	0	0	0	0	0	0	0	0	0	0	0	0	0	0	0	0	0	0	0	0
	T	0	0	0	0	0	0	0	0	0	0	0	0	0	0	0	0	0	0	0	0	0	0	0	0
273 Indirect obstetric deaths	M	0	0	0	0	0	0	0	0	0	0	0	0	0	0	0	0	0	0	0	0	0	0	0	0
	F	0	0	0	0	0	0	0	0	0	0	0	0	0	0	0	0	0	0	0	0	0	0	0	0
	T	0	0	0	0	0	0	0	0	0	0	0	0	0	0	0	0	0	0	0	0	0	0	0	0
274 Newborn affected by maternal factors and by complications of pregnancy, labour and delivery	M	24	0	0	0	0	0	0	0	0	0	0	0	0	0	0	0	0	0	0	0	24	0	24	24
	F	20	0	0	0	0	0	0	0	0	0	0	0	0	0	0	0	0	0	0	0	20	0	20	20
	T	44	0	0	0	0	0	0	0	0	0	0	0	0	0	0	0	0	0	0	0	44	0	44	44
275 Disorders related to short gestation and low birth weight, not elsewhere classified	M	14	0	0	0	0	0	0	0	0	0	0	0	0	0	0	0	0	0	0	14	2	16	16	
	F	12	0	0	0	0	0	0	0	0	0	0	0	0	0	0	0	0	0	0	12	2	14	14	
	T	26	0	0	0	0	0	0	0	0	0	0	0	0	0	0	0	0	0	0	26	4	30	30	
276 Birth trauma	M	0	0	0	0	0	0	0	0	0	0	0	0	0	0	0	0	0	0	0	0	0	0	0	0
	F	0	0	0	0	0	0	0	0	0	0	0	0	0	0	0	0	0	0	0	0	0	0	0	0
	T	0	0	0	0	0	0	0	0	0	0	0	0	0	0	0	0	0	0	0	0	0	0	0	0
277 Intrauterine hypoxia and birth asphyxia	M	10	0	0	0	0	0	0	0	0	0	0	0	0	0	0	0	0	0	0	10	0	10	10	
	F	3	0	0	0	0	0	0	0	0	0	0	0	0	0	0	0	0	0	0	3	0	3	3	
	T	13	0	0	0	0	0	0	0	0	0	0	0	0	0	0	0	0	0	0	13	0	13	13	
278 Respiratory distress of newborn	M	7	0	0	0	0	0	0	0	0	0	0	0	0	0	0	0	0	0	0	7	0	7	7	
	F	4	0	0	0	0	0	0	0	0	0	0	0	0	0	0	0	0	0	0	4	0	4	4	
	T	11	0	0	0	0	0	0	0	0	0	0	0	0	0	0	0	0	0	0	11	0	11	11	

Table 15

(Continued)

		0-4	5-9	10-14	15-19	20-24	25-29	30-34	35-39	40-44	45-49	50-54	55-59	60-64	65-69	70-74	75-79	80-84	85-89	90+	Res	Non Res	Total	
279 Other respiratory conditions originating in the perinatal period	M	3	0	0	0	0	0	0	0	0	0	0	0	0	0	0	0	0	0	0	3	0	3	
	F	2	0	0	0	0	0	0	0	0	0	0	0	0	0	0	0	0	0	0	0	2	0	2
	T	5	0	0	0	0	0	0	0	0	0	0	0	0	0	0	0	0	0	0	0	5	0	5
280 Infections specific to the perinatal period	M	3	0	0	0	0	0	0	0	0	0	0	0	0	0	0	0	0	0	0	0	3	0	3
	F	0	0	0	0	0	0	0	0	0	0	0	0	0	0	0	0	0	0	0	0	0	0	0
	T	3	0	0	0	0	0	0	0	0	0	0	0	0	0	0	0	0	0	0	0	3	0	3
281 Other and unspecified conditions originating in the perinatal period	M	7	0	0	0	0	0	0	0	0	0	0	0	0	0	0	0	0	0	0	0	7	1	8
	F	9	0	0	0	0	0	0	0	0	0	0	0	0	0	0	0	0	0	0	0	9	0	9
	T	16	0	0	0	0	0	0	0	0	0	0	0	0	0	0	0	0	0	0	0	16	1	17
282 Anencephaly and similar malformations	M	0	0	0	0	0	0	0	0	0	0	0	0	0	0	0	0	0	0	0	0	0	0	0
	F	2	0	0	0	0	0	0	0	0	0	0	0	0	0	0	0	0	0	0	0	2	0	2
	T	2	0	0	0	0	0	0	0	0	0	0	0	0	0	0	0	0	0	0	0	2	0	2
283 Spina bifida	M	0	0	0	0	0	0	0	0	0	0	0	0	0	0	0	0	0	0	0	0	0	0	0
	F	2	0	0	0	0	0	0	0	0	0	0	0	0	0	0	0	0	0	0	0	2	0	2
	T	2	0	0	0	0	0	0	0	0	0	0	0	0	0	0	0	0	0	0	0	2	0	2
284 All other congenital malformations of nervous system	M	4	0	0	0	0	0	0	0	0	0	0	0	0	0	0	0	0	0	0	0	4	1	5
	F	2	0	0	0	0	0	0	1	1	0	0	0	0	0	0	0	0	0	0	0	4	0	4
	NS	1	0	0	0	0	0	0	0	0	0	0	0	0	0	0	0	0	0	0	0	1	0	1
285 Congenital malformations of heart	M	7	0	0	0	0	0	0	1	1	0	0	0	0	0	0	0	0	0	0	0	9	1	10
	F	6	0	0	0	1	0	2	0	1	1	0	0	0	1	0	0	0	1	0	0	13	1	14
	T	12	0	0	0	1	0	3	0	2	2	0	0	0	1	1	0	0	1	0	0	23	3	26
286 Other congenital malformations of circulatory system	M	1	0	0	0	0	0	0	0	2	0	0	0	1	0	0	0	0	0	0	0	4	1	5
	F	1	0	0	0	0	0	0	0	0	0	0	1	0	0	0	0	0	0	1	0	3	0	3
	T	2	0	0	0	0	0	0	0	2	0	0	1	1	0	0	0	0	0	1	0	7	1	8
287 Congenital malformations of respiratory system	M	4	0	0	0	0	0	0	0	0	0	0	0	0	0	0	0	0	0	0	0	4	0	4
	F	3	0	0	0	0	0	0	0	0	0	0	0	0	0	0	0	0	0	0	0	3	0	3
	T	7	0	0	0	0	0	0	0	0	0	0	0	0	0	0	0	0	0	0	0	7	0	7
288 Other congenital malformations and deformations	M	13	0	0	0	0	0	0	1	0	0	1	1	1	1	0	0	0	0	0	0	18	0	18
	F	14	0	0	0	0	1	0	0	0	0	1	2	0	0	2	2	1	0	0	0	23	0	23
	T	27	0	0	0	0	1	0	1	0	0	2	3	1	1	2	2	1	0	0	0	41	0	41
289 Down's syndrome	M	0	0	0	0	0	0	0	0	1	0	0	0	0	0	0	0	0	0	0	0	1	0	1
	F	0	0	0	0	0	0	0	1	0	0	2	0	0	0	0	0	0	0	0	0	3	0	3
	T	0	0	0	0	0	0	0	1	1	0	2	0	0	0	0	0	0	0	0	0	4	0	4
290 All other chromosomal abnormalities, not elsewhere classified	M	8	0	0	0	0	0	0	0	0	0	0	0	0	0	0	0	0	0	0	0	8	0	8
	F	8	0	0	0	1	0	0	0	0	0	0	0	0	0	0	0	0	0	0	0	9	0	9

Table 15

(Continued)

		0-4	5-9	10-14	15-19	20-24	25-29	30-34	35-39	40-44	45-49	50-54	55-59	60-64	65-69	70-74	75-79	80-84	85-89	90+	Res	Non Res	Total
291 Senility	T	16	0	0	0	1	0	0	0	0	0	0	0	0	0	0	0	0	0	0	17	0	17
	M	0	0	0	0	0	0	0	0	0	0	0	0	0	0	0	0	0	2	4	6	0	6
	F	0	0	0	0	0	0	0	0	0	0	0	0	0	0	0	0	1	6	15	22	0	22
292 Sudden infant death syndrome	T	0	0	0	0	0	0	0	0	0	0	0	0	0	0	0	0	1	8	19	28	0	28
	M	10	0	0	0	0	0	0	0	0	0	1	0	0	0	0	0	0	0	0	11	0	11
293 Other ill-defined and unknown causes of mortality	F	3	0	0	0	0	0	0	0	0	0	0	0	0	0	0	0	0	0	0	3	1	4
	T	13	0	0	0	0	0	0	0	0	0	1	0	0	0	0	0	0	0	0	14	1	15
	M	2	0	0	0	0	2	0	1	1	5	3	4	4	1	1	0	1	0	0	25	1	26
294 All other symptoms, signs and abnormal clinical and laboratory findings, not elsewhere classified	F	2	0	1	1	1	1	2	1	1	3	0	2	3	1	1	0	1	1	2	24	0	24
	T	4	0	1	1	1	3	2	2	2	8	3	6	7	2	2	0	2	1	2	49	1	50
	M	1	0	0	0	0	0	1	0	0	2	0	0	1	1	0	3	0	3	0	12	0	12
295 Railway accidents	F	0	0	0	0	0	0	2	0	0	0	0	0	0	0	0	2	0	1	3	8	0	8
	T	1	0	0	0	0	0	3	0	0	2	0	0	1	1	0	5	0	4	3	20	0	20
	M	0	0	0	2	3	0	0	0	0	1	0	0	0	0	0	0	0	0	0	6	0	6
296 Pedestrian involved in collision with motor vehicle	F	0	0	0	0	0	0	0	0	0	0	0	0	0	0	0	0	0	0	0	0	0	0
	T	0	0	0	2	3	0	0	0	0	1	0	0	0	0	0	0	0	0	0	6	0	6
	M	0	0	1	1	2	1	2	1	1	0	2	0	1	0	0	0	1	1	0	14	0	14
297 Pedalcyclist involved in collision with motor vehicle	F	0	1	0	0	1	0	1	0	0	0	0	0	0	0	0	0	0	0	0	3	1	4
	T	0	1	1	1	3	1	3	1	1	0	2	0	1	0	0	0	1	1	0	17	1	18
	M	0	0	0	0	0	0	0	0	0	0	0	0	0	0	1	0	0	0	0	1	2	3
298 Motorcyclist involved in any accident except collision with railway train	F	0	1	0	0	0	0	0	1	0	0	0	0	0	0	0	1	0	0	0	3	0	3
	T	0	1	0	0	0	0	0	1	0	0	0	0	0	0	1	1	0	0	0	4	2	6
	M	0	0	0	2	9	5	1	1	0	1	1	1	1	0	0	0	0	0	0	22	2	24
299 Motorcyclist involved in collision with railway train	F	0	0	0	0	2	0	0	0	0	0	0	0	0	0	0	0	0	0	0	2	0	2
	T	0	0	0	2	11	5	1	1	0	1	1	1	1	0	0	0	0	0	0	24	2	26
	M	0	0	0	0	0	0	0	0	0	0	0	0	0	0	0	0	0	0	0	0	0	0
300 Other motor vehicle accident involving collision with railway train	F	0	0	0	0	0	0	0	0	0	0	0	0	0	0	0	0	0	0	0	0	0	0
	T	0	0	0	0	0	0	0	0	0	0	0	0	0	0	0	0	0	0	0	0	0	0
	M	0	0	0	0	1	0	0	0	0	1	0	0	0	0	0	0	0	0	0	2	0	2
301 Occupant of motor vehicle involved in collision with other (non-motorized) road vehicle, streetcar, animal or pedestrian	F	0	0	0	0	1	0	0	1	0	0	0	0	0	0	0	0	0	0	0	2	0	2
	T	0	0	0	0	1	0	1	1	0	0	0	0	0	0	0	0	0	0	0	3	0	3
	M	0	0	1	2	1	1	2	2	3	3	1	0	1	0	0	0	0	0	0	17	1	18
302 Occupant of car, pickup truck or van involved in collision with other motor vehicle	F	0	1	0	2	0	1	0	2	0	0	1	0	1	0	0	2	1	0	0	11	0	11

Table 15

(Continued)

		0-4	5-9	10-14	15-19	20-24	25-29	30-34	35-39	40-44	45-49	50-54	55-59	60-64	65-69	70-74	75-79	80-84	85-89	90+	Res	Non Res	Total	
303 Occupant of heavy transport vehicle or bus involved in collision with other motor vehicle	M	0	0	0	0	1	1	0	1	0	0	0	1	1	0	0	0	0	0	0	5	0	5	
	F	0	0	0	0	0	0	0	0	0	0	0	0	0	0	0	0	0	0	0	0	0	0	0
	T	0	0	0	0	1	1	0	1	0	0	0	1	1	0	0	0	0	0	0	0	5	0	5
304 Occupant of motor vehicle involved in noncollision accident	M	0	0	0	1	1	1	3	2	1	1	0	0	0	0	0	1	1	0	0	12	3	15	
	F	0	0	0	0	0	0	1	0	0	0	0	0	0	0	0	0	0	0	0	1	0	1	
	T	0	0	0	1	1	1	4	2	1	1	0	0	0	0	0	1	1	0	0	13	3	16	
305 Occupant of special-use motor vehicle involved in any accident	M	0	0	0	0	1	1	0	1	1	1	2	1	1	0	0	0	0	0	0	9	1	10	
	F	0	0	1	0	0	0	0	0	0	0	0	0	0	0	0	0	0	0	0	1	1	2	
	T	0	0	1	0	1	1	0	1	1	1	2	1	1	0	0	0	0	0	0	10	2	12	
306 Other and unspecified motor vehicle accidents	M	2	7	1	18	33	14	15	12	14	17	18	6	7	6	4	4	4	1	0	183	17	200	
	F	1	1	1	12	8	7	4	4	5	8	7	9	1	1	4	5	1	4	1	84	12	96	
	T	3	8	2	30	41	21	19	16	19	25	25	15	8	7	8	9	5	5	1	267	29	296	
307 Streetcar accidents	M	0	0	0	0	0	0	0	0	0	0	0	0	0	0	0	0	0	0	0	0	0	0	
	F	0	0	0	0	0	0	0	0	0	0	0	0	0	0	0	0	0	0	0	0	0	0	
	T	0	0	0	0	0	0	0	0	0	0	0	0	0	0	0	0	0	0	0	0	0	0	
308 Other and unspecified land transport accidents	M	1	0	0	0	1	2	1	1	2	0	0	0	0	1	1	1	0	0	0	11	0	11	
	F	0	0	0	0	0	0	0	0	0	0	0	0	0	0	0	0	0	0	0	0	0	0	
	T	1	0	0	0	1	2	1	1	2	0	0	0	0	1	1	1	0	0	0	11	0	11	
309 Water transport accidents	M	0	0	0	0	0	0	0	0	1	0	0	0	0	0	0	0	0	0	0	1	0	1	
	F	1	0	0	0	0	0	0	0	0	0	0	0	0	0	0	0	0	0	0	1	0	1	
	T	1	0	0	0	0	0	0	0	1	0	0	0	0	0	0	0	0	0	0	2	0	2	
310 Air and space transport accidents	M	0	0	0	0	0	0	0	0	2	0	0	0	0	0	0	0	0	0	0	2	0	2	
	F	0	0	0	0	0	0	0	0	0	0	0	0	0	0	0	0	0	0	0	0	0	0	
	T	0	0	0	0	0	0	0	0	2	0	0	0	0	0	0	0	0	0	0	2	0	2	
311 Other and unspecified transport accidents and their sequelae	M	0	0	0	0	0	0	0	1	0	1	0	1	0	1	1	0	0	0	0	5	0	5	
	F	0	0	0	0	0	0	0	0	1	0	1	0	1	0	0	1	0	0	0	4	0	4	
	T	0	0	0	0	0	0	0	1	1	1	1	1	1	1	1	1	0	0	0	9	0	9	
312 Fall on same level	M	1	0	0	0	1	0	0	0	3	2	0	0	0	1	4	3	1	2	2	20	2	22	
	F	0	0	0	0	0	0	0	0	0	0	0	0	0	1	1	1	0	3	3	9	2	11	
	T	1	0	0	0	1	0	0	0	3	2	0	0	0	2	5	4	1	5	5	29	4	33	
313 Fall from one level to another	M	0	0	0	1	0	1	1	2	1	1	3	4	3	2	5	2	3	0	2	31	4	35	
	F	0	0	0	0	0	0	0	0	0	1	0	1	0	1	0	0	0	2	2	7	1	8	
	T	0	0	0	1	0	1	1	2	1	2	3	5	3	3	5	2	3	2	4	38	5	43	
314 Unspecified fall	M	0	1	0	0	0	1	1	1	1	0	4	2	0	3	2	0	1	5	1	23	1	24	
	F	0	0	0	0	0	0	0	0	1	0	0	2	1	1	2	1	6	5	4	23	1	24	
	T	0	1	0	0	0	1	1	1	2	0	4	4	1	4	4	1	7	10	5	46	2	48	

Table 15

(Continued)

		0-4	5-9	10-14	15-19	20-24	25-29	30-34	35-39	40-44	45-49	50-54	55-59	60-64	65-69	70-74	75-79	80-84	85-89	90+	Res	Non Res	Total	
315 Accidental discharge of firearms	M	0	0	0	1	0	0	0	0	0	0	0	0	0	0	0	0	0	0	0	1	0	1	
	F	0	0	0	0	0	0	0	0	0	0	0	0	0	0	0	0	0	0	0	0	0	0	0
	T	0	0	0	1	0	0	0	0	0	0	0	0	0	0	0	0	0	0	0	0	1	0	1
316 Accidental explosion	M	0	0	0	0	0	1	1	0	0	0	0	0	0	0	0	0	0	0	0	2	1	3	
	F	0	0	0	0	1	0	0	0	0	0	0	0	0	0	0	0	0	0	0	1	0	1	
	T	0	0	0	0	1	1	1	0	0	0	0	0	0	0	0	0	0	0	0	3	1	4	
317 Accidental drowning and submersion	M	0	2	0	2	0	0	1	1	2	0	1	1	2	0	0	0	0	0	0	12	1	13	
	F	2	0	0	1	0	0	0	1	0	0	0	0	0	0	0	0	0	0	0	4	0	4	
	T	2	2	0	3	0	0	1	2	2	0	1	1	2	0	0	0	0	0	0	16	1	17	
318 Accidental inhalation and ingestion of food or other objects causing obstruction of respiratory tract	M	1	0	0	0	0	0	0	0	0	1	1	0	0	1	3	4	0	2	2	15	0	15	
	F	0	0	0	0	0	0	0	1	0	0	1	0	1	1	0	1	2	2	5	14	0	14	
	T	1	0	0	0	0	0	0	1	0	1	2	0	1	2	3	5	2	4	7	29	0	29	
319 Other accidental and unspecified threats to breathing	M	1	0	0	1	1	0	0	1	0	0	0	0	0	1	0	0	0	0	0	5	0	5	
	F	1	0	0	0	0	0	0	0	0	0	0	0	0	0	0	0	0	0	0	1	0	1	
	T	2	0	0	1	1	0	0	1	0	0	0	0	0	1	0	0	0	0	0	6	0	6	
320 Accidental exposure to electric current	M	0	0	0	0	0	1	0	1	1	0	0	0	1	0	0	1	0	0	0	5	0	5	
	F	0	0	0	0	0	0	0	0	0	0	0	0	0	0	0	0	0	0	0	0	0	0	
	T	0	0	0	0	0	1	0	1	1	0	0	0	1	0	0	1	0	0	0	5	0	5	
321 Accidental exposure to radiation	M	0	0	0	0	0	0	0	0	0	0	0	0	0	0	0	0	0	0	0	0	0	0	
	F	0	0	0	0	0	0	0	0	0	0	0	0	0	0	0	0	0	0	0	0	0	0	
	T	0	0	0	0	0	0	0	0	0	0	0	0	0	0	0	0	0	0	0	0	0	0	
322 Accidental exposure to smoke, fire and flames	M	0	0	0	1	0	1	0	1	2	0	1	1	1	1	0	1	0	0	0	10	1	11	
	F	0	0	0	0	1	1	1	0	1	0	0	0	0	0	0	1	0	0	0	5	0	5	
	T	0	0	0	1	1	2	1	1	3	0	1	1	1	1	0	2	0	0	0	15	1	16	
323 Accidental contact with heat and hot substances	M	0	0	0	0	0	0	0	0	0	0	0	0	0	0	0	0	0	0	0	0	0	0	
	F	0	0	0	0	0	0	0	0	0	0	0	0	0	0	1	0	0	0	1	2	0	2	
	T	0	0	0	0	0	0	0	0	0	0	0	0	0	0	1	0	0	0	1	2	0	2	
325 Earthquake, volcanic eruption, avalanche, landslide and other earth movements	M	0	0	0	0	0	0	0	0	0	0	0	0	0	0	0	0	0	0	0	0	4	4	
	F	0	0	0	0	0	0	0	0	0	0	0	0	0	0	0	0	0	0	0	0	0	0	
	T	0	0	0	0	0	0	0	0	0	0	0	0	0	0	0	0	0	0	0	0	4	4	
326 Cataclysmic storm and flood	M	0	0	0	0	0	0	0	0	0	0	0	0	0	0	0	0	0	0	0	0	0	0	
	F	0	0	0	0	0	0	0	0	0	0	0	0	0	0	0	0	0	0	0	0	0	0	
	T	0	0	0	0	0	0	0	0	0	0	0	0	0	0	0	0	0	0	0	0	0	0	
327 Accidental poisoning by and exposure to drugs and other biological substances	M	0	0	0	0	0	1	0	1	0	0	3	0	0	1	1	0	0	0	1	8	0	8	
	F	0	0	0	0	1	0	0	0	0	1	0	0	1	0	0	0	2	0	0	5	0	5	
	T	0	0	0	0	1	1	0	1	0	1	3	0	1	1	1	0	2	0	1	13	0	13	

Table 15

(Continued)

		0-4	5-9	10-14	15-19	20-24	25-29	30-34	35-39	40-44	45-49	50-54	55-59	60-64	65-69	70-74	75-79	80-84	85-89	90+	Res	Non Res	Total	
328 Accidental poisoning by and exposure to other and unspecified solid or liquid substances	M	0	0	0	0	0	0	0	0	1	1	0	0	0	1	0	0	0	0	0	3	0	3	
	F	0	0	0	0	0	0	0	0	0	0	0	0	0	0	0	0	0	0	0	0	0	0	0
	T	0	0	0	0	0	0	0	0	1	1	0	0	0	1	0	0	0	0	0	3	0	3	
329 Accidental poisoning by and exposure to other gases and vapors	M	0	0	0	0	0	0	0	1	2	1	0	0	1	1	0	1	0	0	1	8	0	8	
	F	0	0	0	0	0	0	0	0	1	0	0	0	0	0	0	0	2	1	0	4	0	4	
	T	0	0	0	0	0	0	0	1	3	1	0	0	1	1	0	1	2	1	1	12	0	12	
330 All other and unspecified accidents and their sequelae	M	1	0	0	4	4	2	0	2	6	5	7	7	6	3	3	3	10	9	14	86	6	92	
	F	0	2	0	1	1	0	2	0	1	0	2	2	1	1	3	4	8	13	22	63	0	63	
	T	1	2	0	5	5	2	2	2	7	5	9	9	7	4	6	7	18	22	36	149	6	155	
331 Intentional self-poisoning (suicide) by and exposure to drugs and other biological substances	M	0	0	0	1	0	2	1	3	7	6	2	4	2	3	3	0	1	0	0	35	0	35	
	F	0	0	0	2	1	1	4	11	6	9	10	2	4	2	1	1	1	0	0	55	1	56	
	T	0	0	0	3	1	3	5	14	13	15	12	6	6	5	4	1	2	0	0	90	1	91	
332 Intentional self-poisoning (suicide) by and exposure to other and unspecified solid or liquid substances and their vapors	M	0	0	0	0	1	0	0	0	1	0	2	0	0	0	0	0	0	0	0	4	0	4	
	F	0	0	0	0	0	0	0	1	0	0	0	0	0	0	0	0	0	0	0	1	0	1	
	T	0	0	0	0	1	0	0	1	1	0	2	0	0	0	0	0	0	0	0	5	0	5	
333 Intentional self-poisoning (suicide) by and exposure to other gases and vapors	M	0	0	0	1	4	3	7	3	7	9	7	1	2	0	0	0	0	2	0	46	0	46	
	F	0	0	0	0	3	0	0	0	2	4	1	2	0	1	0	0	1	0	0	14	1	15	
	T	0	0	0	1	7	3	7	3	9	13	8	3	2	1	0	0	1	2	0	60	1	61	
334 Intentional self-harm (suicide) by hanging, strangulation and suffocation	M	0	0	4	16	16	15	16	14	20	18	9	5	3	1	2	0	3	1	0	143	4	147	
	F	0	0	3	4	1	3	3	3	1	2	0	0	0	0	0	0	1	0	0	21	0	21	
	T	0	0	7	20	17	18	19	17	21	20	9	5	3	1	2	0	4	1	0	164	4	168	
335 Intentional self-harm (suicide) by discharge of firearms	M	0	0	0	4	8	4	4	5	9	4	7	7	7	6	3	4	2	0	0	74	1	75	
	F	0	0	0	0	0	0	0	0	1	3	0	0	0	0	0	0	0	0	0	4	0	4	
	T	0	0	0	4	8	4	4	5	10	7	7	7	7	6	3	4	2	0	0	78	1	79	
336 Intentional self-harm (suicide) by jumping from a high place	M	0	0	0	1	1	1	2	1	2	0	1	1	1	2	0	0	0	1	1	15	1	16	
	F	0	0	0	0	0	1	1	1	0	1	0	0	0	0	0	0	0	0	0	4	0	4	
	T	0	0	0	1	1	2	3	2	2	1	1	1	1	2	0	0	0	1	1	19	1	20	
337 Intentional self-harm (suicide) by all other and unspecified means and their sequelae	M	0	0	1	0	1	0	3	3	0	5	2	1	1	1	1	1	0	0	0	20	1	21	
	F	0	0	0	0	0	0	0	0	3	0	1	0	0	0	0	0	0	0	0	4	0	4	
	T	0	0	1	0	1	0	3	3	3	5	3	1	1	1	1	1	0	0	0	24	1	25	
338 Assault (homicide) by drugs, biological substances and other and unspecified noxious substances	M	0	0	0	0	0	0	0	0	0	0	0	0	0	0	0	0	0	0	0	0	0	0	
	F	0	0	0	0	0	0	0	0	0	0	0	0	0	0	0	0	0	0	0	0	0	0	
	T	0	0	0	0	0	0	0	0	0	0	0	0	0	0	0	0	0	0	0	0	0	0	
339 Assault (homicide) by hanging, strangulation and suffocation	M	0	0	0	0	0	0	0	0	0	0	0	0	0	0	0	0	0	0	0	0	1	1	
	F	0	0	0	0	0	0	1	0	1	0	1	0	0	0	0	0	0	0	0	3	0	3	
	T	0	0	0	0	0	0	1	0	1	0	1	0	0	0	0	0	0	0	0	3	1	4	

Table 15

(Continued)

		0-4	5-9	10-14	15-19	20-24	25-29	30-34	35-39	40-44	45-49	50-54	55-59	60-64	65-69	70-74	75-79	80-84	85-89	90+	Res	Non Res	Total
340 Assault (homicide) by discharge of firearms	M	0	0	0	2	5	3	2	1	1	1	1	2	0	0	0	0	0	0	0	18	1	19
	F	0	0	0	1	0	0	1	1	0	0	1	0	0	0	0	0	0	0	0	4	0	4
	T	0	0	0	3	5	3	3	2	1	1	2	2	0	0	0	0	0	0	0	22	1	23
341 Assault (homicide) by sharp object	M	0	0	0	6	10	2	3	2	5	1	0	0	0	1	0	0	0	1	0	31	0	31
	F	0	0	0	0	1	0	1	1	1	0	0	1	0	0	0	0	1	0	1	7	0	7
	T	0	0	0	6	11	2	4	3	6	1	0	1	0	1	0	0	1	1	1	38	0	38
342 Assault (homicide) by blunt object	M	0	0	0	0	0	0	0	0	0	0	0	0	0	0	0	0	0	0	0	0	0	0
	F	0	0	0	0	0	0	0	0	0	0	0	0	0	0	0	0	0	0	0	0	0	0
	T	0	0	0	0	0	0	0	0	0	0	0	0	0	0	0	0	0	0	0	0	0	0
343 Assault (homicide) by bodily force	M	0	0	0	1	0	0	0	0	0	0	0	0	0	0	0	0	0	0	0	1	0	1
	F	0	0	0	0	0	0	0	0	0	0	0	0	0	0	0	0	0	0	0	0	0	0
	T	0	0	0	1	0	0	0	0	0	0	0	0	0	0	0	0	0	0	0	1	0	1
344 Sexual assault (homicide) by bodily force	M	0	0	0	0	0	0	0	0	0	0	0	0	0	0	0	0	0	0	0	0	0	0
	F	0	0	0	0	0	0	0	0	0	0	0	0	0	0	0	0	0	0	0	0	0	0
	T	0	0	0	0	0	0	0	0	0	0	0	0	0	0	0	0	0	0	0	0	0	0
345 Neglect, abandonment and other maltreatment syndromes	M	0	0	0	0	0	0	0	0	0	0	0	0	0	0	0	0	0	0	0	0	0	0
	F	0	0	0	0	0	0	0	0	0	0	0	0	0	0	0	0	0	0	0	0	0	0
	T	0	0	0	0	0	0	0	0	0	0	0	0	0	0	0	0	0	0	0	0	0	0
346 Assault (homicide) by all other and unspecified means and their sequelae	M	1	2	0	0	1	0	3	1	0	0	0	0	0	0	0	0	0	0	0	8	2	10
	F	1	0	0	0	0	1	0	0	0	1	0	0	0	0	1	0	0	0	0	4	0	4
	T	2	2	0	0	1	1	3	1	0	1	0	0	0	0	1	0	0	0	0	12	2	14
347 Poisoning by and exposure to drugs and biological substances, undetermined intent	M	1	0	0	2	7	17	23	18	27	25	17	10	6	1	0	0	2	0	0	156	4	160
	F	0	0	0	5	4	9	6	11	9	14	17	10	4	3	2	0	0	0	0	94	2	96
	T	1	0	0	7	11	26	29	29	36	39	34	20	10	4	2	0	2	0	0	250	6	256
348 Poisoning by and exposure to other and unspecified solid or liquid substance, undetermined intent	M	0	0	0	1	0	0	0	3	0	5	2	3	2	0	0	0	0	0	0	16	0	16
	F	0	0	0	0	0	0	0	0	1	0	2	0	0	0	0	0	0	0	0	3	0	3
	T	0	0	0	1	0	0	0	3	1	5	4	3	2	0	0	0	0	0	0	19	0	19
349 Poisoning by and exposure to other gases and vapors, undetermined intent	M	0	0	0	0	0	0	0	0	0	0	0	0	1	0	1	0	1	0	0	3	0	3
	F	0	0	0	0	0	0	0	0	0	0	0	0	0	0	0	0	0	0	0	0	0	0
	T	0	0	0	0	0	0	0	0	0	0	0	0	1	0	1	0	1	0	0	3	0	3
350 Discharge of firearms, undetermined intent	M	0	0	0	0	0	0	0	0	0	0	0	0	0	0	0	0	0	0	0	0	0	0
	F	0	0	0	0	0	0	0	0	0	0	0	0	0	0	0	0	0	0	0	0	0	0
	T	0	0	0	0	0	0	0	0	0	0	0	0	0	0	0	0	0	0	0	0	0	0
351 Falling, jumping or pushed from a high place, undetermined intent	M	0	0	0	1	0	0	0	0	0	0	0	0	0	0	0	0	0	0	0	1	0	1
	F	0	0	0	0	0	0	0	0	0	0	0	0	0	0	0	0	0	0	0	0	0	0
	T	0	0	0	1	0	0	0	0	0	0	0	0	0	0	0	0	0	0	0	1	0	1

Table 15

(Continued)

		0-4	5-9	10-14	15-19	20-24	25-29	30-34	35-39	40-44	45-49	50-54	55-59	60-64	65-69	70-74	75-79	80-84	85-89	90+	Res	Non Res	Total
352 All other and unspecified events of undetermined intent and their sequelae	M	2	0	0	0	1	0	0	1	2	3	1	1	0	1	0	0	1	0	0	13	2	15
	F	0	0	0	0	1	0	1	0	0	0	0	1	0	1	0	0	0	0	0	4	0	4
	T	2	0	0	0	2	0	1	1	2	3	1	2	0	2	0	0	1	0	0	17	2	19
353 Legal execution	M	0	0	0	0	0	0	0	0	0	0	0	0	0	0	0	0	0	0	0	0	0	0
	F	0	0	0	0	0	0	0	0	0	0	0	0	0	0	0	0	0	0	0	0	0	0
	T	0	0	0	0	0	0	0	0	0	0	0	0	0	0	0	0	0	0	0	0	0	0
354 Other legal intervention and their sequelae	M	0	0	0	0	0	0	0	0	1	0	0	0	0	0	0	0	0	0	0	1	0	1
	F	0	0	0	0	0	0	0	0	0	0	0	0	0	0	0	0	0	0	0	0	0	0
	T	0	0	0	0	0	0	0	0	1	0	0	0	0	0	0	0	0	0	0	1	0	1
355 Operations of war and their sequelae	M	0	0	0	0	0	0	0	0	0	0	0	0	0	0	0	0	0	0	0	0	0	0
	F	0	0	0	0	0	0	0	0	0	0	0	0	0	0	0	0	0	0	0	0	0	0
	T	0	0	0	0	0	0	0	0	0	0	0	0	0	0	0	0	0	0	0	0	0	0
356 Drugs, medicaments and biological substances causing adverse effects in therapeutic use, and their sequelae	M	0	0	0	0	0	0	0	0	0	0	0	1	0	0	0	0	0	2	1	4	0	4
	F	0	0	0	0	0	0	1	0	0	0	0	0	0	0	0	0	1	0	0	2	0	2
	T	0	0	0	0	0	0	1	0	0	0	0	1	0	0	0	0	1	2	1	6	0	6
357 Misadventures to patients during medical and surgical care and their sequelae	M	0	0	0	0	0	0	0	0	0	0	0	0	0	0	0	0	0	0	0	0	0	0
	F	0	0	0	0	0	0	0	0	0	0	0	0	0	0	0	1	1	0	0	2	0	2
	T	0	0	0	0	0	0	0	0	0	0	0	0	0	0	0	1	1	0	0	2	0	2
358 Other complications of medical and surgical care and their sequelae	M	0	0	0	1	0	0	0	0	0	0	0	1	1	0	2	0	1	1	2	9	1	10
	F	0	0	0	0	0	0	0	0	1	0	2	0	2	0	0	2	4	1	0	12	1	13
	T	0	0	0	1	0	0	0	0	1	0	2	1	3	0	2	2	5	2	2	21	2	23
Other	M	0	0	0	0	0	0	1	1	3	1	3	2	0	1	1	2	1	0	0	16	1	17
	F	0	0	0	0	0	1	0	0	1	0	0	2	1	0	3	3	0	1	2	14	0	14
	T	0	0	0	0	0	1	1	1	4	1	3	4	1	1	4	5	1	1	2	30	1	31
Total	M	141	19	15	86	135	101	131	160	262	361	474	533	675	764	1129	1332	1378	1072	809	9577	210	9787
	F	116	11	11	36	37	41	65	95	131	233	293	361	417	524	725	1059	1468	1493	1759	8875	137	9012
	NS	1	0	0	0	0	0	0	0	0	0	0	0	0	0	0	0	0	0	0	1	0	1
	T	258	30	26	122	172	142	196	255	393	594	767	894	1092	1288	1854	2391	###	2565	2568	18453	347	18800

Table 16

Alberta Deaths - Ten Year Comparison

Year	Total Deaths
(1995)	15,970
(1996)	16,512
(1997)	16,550
(1998)	16,997
(1999)	17,361
(2000)	17,417
(2001)	17,706
(2002)	18,356
(2003)	18,705
(2004)	18,800

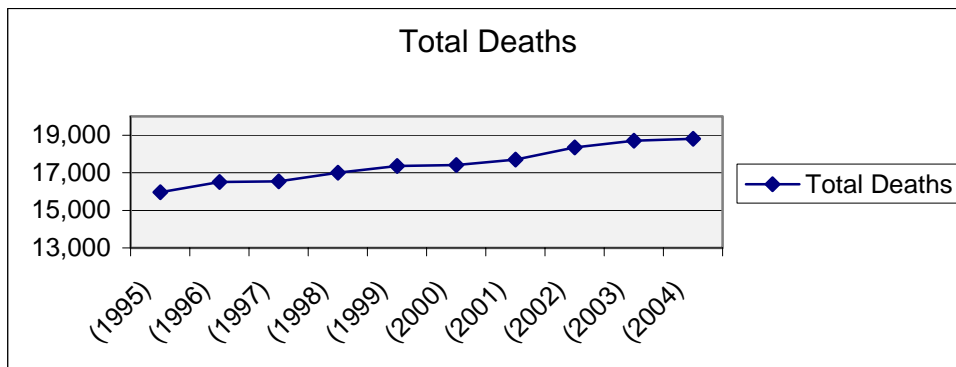


Table 17

Deaths

Leading Causes of Death, 2004

	Ranking	Total Deaths
All other forms of chronic ischemic heart disease	1	1739
Acute myocardial infarction	2	1337
Malignant neoplasms of trachea, bronchus and lung	3	1284
Stroke, not specified as hemorrhage or infarction	4	719
Other chronic obstructive pulmonary disease	5	677
Atherosclerotic cardiovascular disease, so described	6	650
Diabetes mellitus	7	438
Malignant neoplasms of colon	8	415
Pneumonia due to other or unspecified organisms	9	390
Other malignant neoplasms of other and unspecified sites	10	375
Malignant neoplasm of breast	11	359
Alzheimer's disease	12	342
Malignant neoplasms of prostate	13	331
Organic dementia	14	329
Malignant neoplasms of pancreas	15	309
Other and unspecified motor vehicle accidents	16	296
Atherosclerosis	17	278
Congestive heart failure	18	277
Poisoning by and exposure to drugs and biological substances, undetermined intent	19	256
Renal failure	20	245
Other cerebrovascular diseases and their sequelae	21	232
Non-Hodgkin's lymphoma	22	200
Conduction disorders and cardiac dysrhythmias	23	191
Intracerebral and other intracranial hemorrhage	24	179
Vascular disorders and obstruction of intestine without hernia	25	177
Intentional self-harm (suicide) by hanging, strangulation and suffocation	26	168
All other diseases of nervous system	27	162
Pneumonitis due to food and vomit	28	158
All other and unspecified accidents and their sequelae	29	155
Malignant neoplasms of brain	30	153

Infant Death Related Statistics




Table 18
Infant Deaths
Cause by Gender and Age, 2004

		<7	7d-28d	29d-365d	Res	Non Res	Total
All other and unspecified viral diseases	M	0	0	1	1	0	1
	F	0	2	0	1	1	2
	T	0	2	1	2	1	3
All other diseases of respiratory system	M	0	0	0	0	0	0
	F	0	0	1	1	0	1
	T	0	0	1	1	0	1
All other forms of chronic ischemic heart disease	M	1	0	0	0	1	1
	F	0	0	0	0	0	0
	T	1	0	0	0	1	1
Benign neoplasms of other and unspecified sites	M	0	0	0	0	0	0
	F	0	1	0	1	0	1
	T	0	1	0	1	0	1
Cerebral infarction	M	0	0	1	0	1	1
	F	0	0	0	0	0	0
	T	0	0	1	0	1	1
Other diseases of intestines and peritoneum	M	0	0	1	1	0	1
	F	0	0	0	0	0	0
	T	0	0	1	1	0	1
Other disorders of biliary tract and pancreas	M	0	0	0	0	0	0
	F	0	0	1	1	0	1
	T	0	0	1	1	0	1
Pneumonia due to other or unspecified organisms	M	0	0	1	1	0	1
	F	0	0	1	1	0	1
	T	0	0	2	2	0	2
Vascular disorders and obstruction of intestine without hernia	M	0	0	2	2	0	2
	F	0	0	0	0	0	0
	T	0	0	2	2	0	2
Viral pneumonia, not elsewhere classified	M	0	0	1	1	0	1
	F	0	0	0	0	0	0
	T	0	0	1	1	0	1
Accidental drowning and submersion	M	0	0	0	0	0	0
	F	0	0	1	1	0	1
	T	0	0	1	1	0	1
All other and unspecified accidents and their sequelae	M	0	1	0	1	0	1
	F	0	0	0	0	0	0
	T	0	1	0	1	0	1

Table 18

continued

		<7	7d-28d	29d-365d	Res	Non Res	Total
All other and unspecified events of undetermined intent and their sequelae	M	0	0	2	2	0	2
	F	0	0	0	0	0	0
	T	0	0	2	2	0	2
All other chromosomal abnormalities, not elsewhere classified	M	5	2	0	7	0	7
	F	3	2	2	7	0	7
	T	8	4	2	14	0	14
All other congenital malformations of nervous system	M	4	0	1	4	1	5
	F	0	0	2	2	0	2
	T	4	0	3	6	1	7
All other diseases of nervous system	M	1	0	0	1	0	1
	F	0	0	1	1	0	1
	T	1	0	1	2	0	2
All other symptoms, signs and abnormal clinical and laboratory findings, not elsewhere classified	M	0	0	1	1	0	1
	F	0	0	0	0	0	0
	T	0	0	1	1	0	1
Anencephaly and similar malformations	M	0	0	0	0	0	0
	F	2	0	0	2	0	2
	T	2	0	0	2	0	2
Coagulation defects, purpura and other hemorrhagic conditions	M	0	0	1	1	0	1
	F	0	0	1	1	0	1
	T	0	0	2	2	0	2
Congenital malformations of heart	M	2	1	2	5	0	5
	F	1	0	7	6	2	8
	T	3	1	9	11	2	13
Congenital malformations of respiratory system	M	2	1	1	4	0	4
	F	3	0	0	3	0	3
	T	5	1	1	7	0	7
Disorders related to short gestation and low birth weight, not elsewhere classified	M	16	0	0	14	2	16
	F	14	0	0	12	2	14
	T	30	0	0	26	4	30
Infections specific to the perinatal period	M	2	1	0	3	0	3
	F	0	0	0	0	0	0
	T	2	1	0	3	0	3
Intrauterine hypoxia and birth asphyxia	M	10	0	0	10	0	10
	F	3	0	0	3	0	3
	T	13	0	0	13	0	13

Table 18

continued

		<7	7d-28d	29d-365d	Res	Non Res	Total
Meningitis	M	0	0	0	0	0	0
	F	0	0	1	1	0	1
	T	0	0	1	1	0	1
Neoplasm of uncertain or unknown behavior of unspecified sites	M	1	0	0	1	0	1
	F	0	0	0	0	0	0
	T	1	0	0	1	0	1
Neoplasms of uncertain or unknown behavior of specified sites	M	0	0	0	0	0	0
	F	1	0	0	1	0	1
	T	1	0	0	1	0	1
Newborn affected by maternal factors and by complications of pregnancy, labour and delivery	M	24	0	0	24	0	24
	F	20	0	0	20	0	20
	T	44	0	0	44	0	44
Other accidental and unspecified threats to breathing	M	0	0	1	1	0	1
	F	1	0	0	1	0	1
	T	1	0	1	2	0	2
Other and unspecified conditions originating in the perinatal period	M	3	5	0	7	1	8
	F	6	3	0	9	0	9
	T	9	8	0	16	1	17
Other congenital malformations and deformations	M	9	1	1	11	0	11
	F	11	0	2	13	0	13
	T	20	1	3	24	0	24
Other congenital malformations of circulatory system	M	1	0	0	1	0	1
	F	0	0	1	1	0	1
	T	1	0	1	2	0	2
Other ill-defined and unknown causes of mortality	M	0	0	2	2	0	2
	F	0	0	2	2	0	2
	T	0	0	4	4	0	4
Other metabolic disorders	M	0	0	0	0	0	0
	F	0	1	0	1	0	1
	T	0	1	0	1	0	1
Other respiratory conditions originating in the perinatal period	M	3	0	0	3	0	3
	F	2	0	0	2	0	2
	T	5	0	0	5	0	5
Poisoning by and exposure to drugs and biological substances, undetermined intent	M	0	0	1	1	0	1
	F	0	0	0	0	0	0
	T	0	0	1	1	0	1

Table 18
continued

		<7	7d-28d	29d-365d	Res	Non Res	Total
Respiratory distress of newborn	M	6	0	1	7	0	7
	F	4	0	0	4	0	4
	T	10	0	1	11	0	11
Spina bifida	M	0	0	0	0	0	0
	F	2	0	0	2	0	2
	T	2	0	0	2	0	2
Sudden infant death syndrome	M	0	1	9	10	0	10
	F	0	1	3	3	1	4
	T	0	2	12	13	1	14
Volume depletion, disorders of fluid, electrolyte and acid-base balance	M	0	0	0	0	0	0
	F	0	0	1	1	0	1
	T	0	0	1	1	0	1
Total	M	90	13	30	127	6	133
	F	73	10	27	104	6	110
	T	163	23	57	231	12	243

Table 19

Infant Deaths - Ten Year Comparison

Year	Total
(1995)	269
(1996)	237
(1997)	193
(1998)	213
(1999)	241
(2000)	257
(2001)	235
(2002)	297
(2003)	284
(2004)	243

