

# *Death Related Statistics*












Table 15

(Continued)

		0-4	5-9	10-14	15-19	20-24	25-29	30-34	35-39	40-44	45-49	50-54	55-59	60-64	65-69	70-74	75-79	80-84	85-89	90+	Res	Non Res	Total	
49 Pneumocystosis	M	0	0	0	0	0	0	0	0	0	0	0	0	0	0	0	0	0	0	0	0	0	0	
	F	0	0	0	0	0	0	0	0	0	0	0	0	0	0	0	0	0	0	0	0	0	0	0
	T	0	0	0	0	0	0	0	0	0	0	0	0	0	0	0	0	0	0	0	0	0	0	0
50 Other and unspecified protozoal diseases	M	0	0	0	0	0	0	0	0	0	0	0	0	0	0	0	0	0	0	0	0	0	0	0
	F	0	0	0	0	0	0	0	0	0	0	0	0	0	0	0	0	0	0	0	0	0	0	0
	T	0	0	0	0	0	0	0	0	0	0	0	0	0	0	0	0	0	0	0	0	0	0	0
51 Schistosomiasis (bilharziasis)	M	0	0	0	0	0	0	0	0	0	0	0	0	0	0	0	0	0	0	0	0	0	0	0
	F	0	0	0	0	0	0	0	0	0	0	0	0	0	0	0	0	0	0	0	0	0	0	0
	T	0	0	0	0	0	0	0	0	0	0	0	0	0	0	0	0	0	0	0	0	0	0	0
52 Other and unspecified helminthiasis	M	0	0	0	0	0	0	0	0	0	0	0	0	0	0	0	0	0	0	0	0	0	0	0
	F	0	0	0	0	0	0	0	0	0	0	0	0	0	0	0	0	0	0	0	0	0	0	0
	T	0	0	0	0	0	0	0	0	0	0	0	0	0	0	0	0	0	0	0	0	0	0	0
53 Sequelae of tuberculosis	M	0	0	0	0	0	0	0	0	0	0	0	0	0	0	0	0	0	0	0	0	0	0	0
	F	0	0	0	0	0	0	0	0	0	0	0	0	0	0	0	1	0	1	0	2	0	2	2
	T	0	0	0	0	0	0	0	0	0	0	0	0	0	0	0	1	0	1	0	2	0	2	2
54 Sequelae of poliomyelitis	M	0	0	0	0	0	0	0	0	0	0	0	0	1	0	0	0	0	0	0	1	0	1	1
	F	0	0	0	0	0	0	0	0	0	0	0	0	0	1	0	0	0	0	0	0	1	0	1
	T	0	0	0	0	0	0	0	0	0	0	0	0	1	1	0	0	0	0	0	2	0	2	2
55 All other and unspecified infectious and parasitic diseases and their sequelae	M	0	0	0	0	0	0	0	0	0	0	1	0	1	0	1	0	0	2	0	5	1	6	6
	F	0	0	0	0	0	0	0	0	0	0	0	0	3	0	0	1	0	0	1	5	0	5	5
	T	0	0	0	0	0	0	0	0	0	0	1	0	4	0	1	1	0	2	1	10	1	11	11
56 Malignant neoplasms of lip	M	0	0	0	0	0	0	0	0	0	0	0	0	0	0	0	0	0	0	0	0	0	0	0
	F	0	0	0	0	0	0	0	1	0	0	0	0	0	0	0	0	0	1	1	3	0	3	3
	T	0	0	0	0	0	0	0	1	0	0	0	0	0	0	0	0	0	1	1	3	0	3	3
57 Malignant neoplasms of tongue	M	0	0	0	0	0	0	0	0	0	0	1	1	2	1	0	1	0	0	0	6	0	6	6
	F	0	0	0	0	0	0	0	0	0	0	2	0	0	1	0	1	1	1	0	6	0	6	6
	T	0	0	0	0	0	0	0	0	0	0	3	1	2	2	0	2	1	1	0	12	0	12	12
58 Malignant neoplasms of pharynx	M	0	0	0	0	0	0	1	1	0	3	3	2	3	3	4	1	4	3	0	28	0	28	28
	F	0	0	0	0	0	0	0	0	0	0	0	1	0	0	1	2	1	0	0	5	0	5	5
	T	0	0	0	0	0	0	1	1	0	3	3	3	3	3	5	3	5	3	0	33	0	33	33
59 Malignant neoplasms of other and unspecified sites within the lip, oral cavity and pharynx	M	0	0	0	0	0	0	0	0	0	2	0	3	1	2	3	2	1	1	0	15	0	15	15
	F	0	0	0	0	0	0	0	0	0	1	1	0	1	3	0	5	1	4	2	18	0	18	18
	T	0	0	0	0	0	0	0	0	0	3	1	3	2	5	3	7	2	5	2	33	0	33	33
60 Malignant neoplasms of esophagus	M	0	0	0	0	0	0	1	1	2	5	13	18	9	14	18	6	8	1	96	1	97	97	
	F	0	0	0	0	0	0	0	0	1	0	0	1	3	2	3	4	3	2	19	0	19	19	
	T	0	0	0	0	0	0	0	1	1	3	5	13	19	12	16	21	10	11	3	115	1	116	116

Table 18

(Continued)

		0-4	5-9	10-14	15-19	20-24	25-29	30-34	35-39	40-44	45-49	50-54	55-59	60-64	65-69	70-74	75-79	80-84	85-89	90+	Res	Non Res	Total
61 Malignant neoplasms of stomach	M	0	0	0	0	0	0	1	2	1	3	4	3	8	4	16	11	9	5	5	72	0	72
	F	0	0	0	0	0	0	0	0	1	2	2	4	3	4	8	8	10	6	4	52	1	53
	T	0	0	0	0	0	0	1	2	2	5	6	7	11	8	24	19	19	11	9	124	1	125
62 Malignant neoplasms of small intestine	M	0	0	0	0	0	0	0	0	0	3	0	0	0	0	1	3	1	0	0	8	0	8
	F	0	0	0	0	0	0	0	0	0	0	0	0	1	0	0	0	0	2	0	3	0	3
	T	0	0	0	0	0	0	0	0	0	3	0	0	1	0	1	3	1	2	0	11	0	11
63 Malignant neoplasms of colon	M	0	0	0	0	0	0	2	0	3	9	6	15	26	26	35	45	40	16	8	231	3	234
	F	0	0	0	0	0	0	0	1	1	4	6	8	13	17	29	26	29	20	22	176	2	178
	T	0	0	0	0	0	0	2	1	4	13	12	23	39	43	64	71	69	36	30	407	5	412
64 Malignant neoplasms of rectosigmoid junction and rectum	M	0	0	0	0	1	0	0	1	1	1	4	10	8	8	9	10	9	3	3	68	0	68
	F	0	0	0	0	0	0	0	2	2	1	3	4	5	2	4	5	7	4	4	43	0	43
	T	0	0	0	0	1	0	0	3	3	2	7	14	13	10	13	15	16	7	7	111	0	111
65 Malignant neoplasms of anus and anal canal	M	0	0	0	0	0	0	0	0	0	0	0	1	0	1	0	0	0	0	0	2	0	2
	F	0	0	0	0	0	0	0	0	0	1	0	0	0	0	0	0	1	0	0	2	0	2
	T	0	0	0	0	0	0	0	0	0	1	0	1	0	1	0	0	1	0	0	4	0	4
66 Malignant neoplasms of liver	M	0	0	0	0	0	0	0	1	3	2	4	11	9	10	10	10	6	3	5	74	1	75
	F	0	0	0	0	0	0	1	0	0	1	2	5	0	2	8	5	2	2	3	31	1	32
	T	0	0	0	0	0	0	1	1	3	3	6	16	9	12	18	15	8	5	8	105	2	107
67 Malignant neoplasms of intrahepatic bile duct carcinoma	M	0	0	0	0	0	0	0	0	0	1	1	0	3	3	7	3	4	4	1	27	0	27
	F	0	0	0	0	0	0	0	0	0	0	1	3	4	2	1	1	3	2	2	19	0	19
	T	0	0	0	0	0	0	0	0	0	1	2	3	7	5	8	4	7	6	3	46	0	46
68 Malignant neoplasms of gallbladder and extrahepatic bile ducts	M	0	0	0	0	0	0	0	0	0	0	1	0	2	2	5	1	0	6	1	18	0	18
	F	0	0	0	0	0	0	0	0	0	4	0	1	2	0	4	2	1	3	2	19	0	19
	T	0	0	0	0	0	0	0	0	0	4	1	1	4	2	9	3	1	9	3	37	0	37
69 Malignant neoplasms of pancreas	M	0	0	0	0	0	0	0	0	1	11	10	11	14	25	21	18	17	15	8	151	1	152
	F	0	0	0	0	0	0	0	0	2	3	6	12	15	20	19	24	15	8	10	134	1	135
	T	0	0	0	0	0	0	0	0	3	14	16	23	29	45	40	42	32	23	18	285	2	287
70 Malignant neoplasms of other and ill-defined digestive organs	M	0	0	0	0	0	0	0	0	1	1	2	4	3	8	5	6	9	6	2	47	0	47
	F	0	0	0	0	0	0	1	1	0	0	1	1	3	3	6	5	3	6	7	37	1	38
	T	0	0	0	0	0	0	1	1	1	1	3	5	6	11	11	11	12	12	9	84	1	85
71 Malignant neoplasms of nasal cavity, middle ear and accessory sinuses	M	0	0	0	0	0	0	0	0	0	0	0	1	0	1	1	0	0	0	0	3	0	3
	F	0	0	0	0	0	0	0	0	0	0	0	0	0	0	0	1	1	0	0	2	0	2
	T	0	0	0	0	0	0	0	0	0	0	0	1	0	1	1	1	1	0	0	5	0	5
72 Malignant neoplasms of larynx	M	0	0	0	0	0	0	0	0	0	0	1	2	3	3	3	3	0	2	0	17	0	17
	F	0	0	0	0	0	0	0	0	0	1	0	1	0	1	3	1	3	0	0	10	0	10
	T	0	0	0	0	0	0	0	0	0	1	1	3	3	4	6	4	3	2	0	27	0	27

Table 18

(Continued)

		0-4	5-9	10-14	15-19	20-24	25-29	30-34	35-39	40-44	45-49	50-54	55-59	60-64	65-69	70-74	75-79	80-84	85-89	90+	Res	Non Res	Total
73 Malignant neoplasms of trachea, bronchus and lung	M	0	0	0	0	0	0	0	2	4	15	27	58	95	104	132	149	83	36	12	717	10	727
	F	0	0	0	1	0	0	0	1	7	26	25	44	61	80	89	110	68	43	17	572	10	582
	T	0	0	0	1	0	0	0	3	11	41	52	102	156	184	221	259	151	79	29	1289	20	1309
74 Malignant neoplasms of thymus, heart, mediastinum and pleura	M	0	0	0	0	0	0	0	0	0	0	0	0	0	0	0	0	0	1	0	1	0	1
	F	0	0	0	0	0	0	0	0	0	0	0	0	0	0	0	0	1	0	0	1	0	1
	T	0	0	0	0	0	0	0	0	0	0	0	0	0	0	0	0	1	1	0	2	0	2
75 Malignant neoplasms of other and ill-defined sites in respiratory system and intrathoracic organs	M	0	0	0	0	0	0	0	0	0	0	0	0	0	0	0	0	0	0	0	0	0	0
	F	0	0	0	0	0	0	0	0	0	0	0	0	0	0	0	0	0	0	0	0	0	0
	T	0	0	0	0	0	0	0	0	0	0	0	0	0	0	0	0	0	0	0	0	0	0
76 Malignant neoplasms of bone and articular cartilage	M	0	0	1	1	2	0	0	0	0	1	0	0	0	0	0	1	0	0	1	7	0	7
	F	0	0	0	1	0	0	0	0	1	0	0	0	0	1	0	0	0	0	0	3	0	3
	T	0	0	1	2	2	0	0	0	1	1	0	0	0	1	0	1	0	0	1	10	0	10
77 Malignant melanoma of skin	M	0	0	0	0	1	1	0	1	1	2	4	6	5	4	8	4	3	6	2	48	0	48
	F	0	0	0	0	1	0	1	1	1	5	2	2	2	3	1	3	4	3	4	33	0	33
	T	0	0	0	0	2	1	1	2	2	7	6	8	7	7	9	7	7	9	6	81	0	81
78 Other malignant neoplasms of skin	M	0	0	0	0	0	0	0	0	0	0	2	0	0	0	2	0	0	1	3	8	0	8
	F	0	0	0	0	0	0	0	0	0	0	0	1	1	0	0	0	2	1	4	9	0	9
	T	0	0	0	0	0	0	0	0	0	0	2	1	1	0	2	0	2	2	7	17	0	17
79 Mesothelioma	M	0	0	0	0	0	0	0	0	1	1	3	2	3	6	6	5	3	2	0	32	0	32
	F	0	0	0	0	0	0	0	0	0	0	0	0	1	0	0	1	1	0	0	3	0	3
	T	0	0	0	0	0	0	0	0	1	1	3	2	4	6	6	6	4	2	0	35	0	35
80 Kaposi's sarcoma	M	0	0	0	0	0	0	0	0	0	0	0	0	0	0	0	0	0	0	0	0	0	0
	F	0	0	0	0	0	0	0	0	0	0	0	0	0	0	0	0	0	0	0	0	0	0
	T	0	0	0	0	0	0	0	0	0	0	0	0	0	0	0	0	0	0	0	0	0	0
81 Malignant neoplasms of other mesothelial and soft tissue	M	0	0	0	0	0	0	0	1	0	1	2	0	1	2	4	5	0	0	0	16	0	16
	F	0	0	0	0	1	0	1	3	0	2	4	2	4	5	6	6	1	0	0	35	1	36
	T	0	0	0	0	1	0	1	4	0	3	6	2	5	7	10	11	1	0	0	51	1	52
82 Malignant neoplasm of breast	M	0	0	0	0	0	0	0	0	0	0	0	1	1	0	1	2	2	1	0	8	0	8
	F	0	0	0	0	0	0	3	7	12	36	30	29	46	34	47	50	38	33	17	382	4	386
	T	0	0	0	0	0	0	3	7	12	36	30	30	47	34	48	52	40	34	17	390	4	394
83 Malignant neoplasms of vulva and vagina	M	0	0	0	0	0	0	0	0	0	0	0	0	0	0	0	0	0	0	0	0	0	0
	F	0	0	0	0	0	0	0	0	0	0	0	1	0	2	0	2	1	3	3	12	1	13
	T	0	0	0	0	0	0	0	0	0	0	0	1	0	2	0	2	1	3	3	12	1	13
84 Malignant neoplasms of cervix uteri	M	0	0	0	0	0	0	0	0	0	0	0	0	0	0	0	0	0	0	0	0	0	0
	F	0	0	0	0	0	0	2	2	4	4	10	12	2	3	2	1	2	3	0	47	2	49
	T	0	0	0	0	0	0	2	2	4	4	10	12	2	3	2	1	2	3	0	47	2	49



### Table 18

(Continued)

		0-4	5-9	10-14	15-19	20-24	25-29	30-34	35-39	40-44	45-49	50-54	55-59	60-64	65-69	70-74	75-79	80-84	85-89	90+	Res	Non Res	Total
85 Malignant neoplasms of corpus uteri and uterus, part unspecified	M	0	0	0	0	0	0	0	0	0	0	0	0	0	0	0	0	0	0	0	0	0	0
	F	0	0	0	0	0	0	0	1	0	0	5	3	8	5	7	6	5	6	3	49	0	49
	T	0	0	0	0	0	0	0	1	0	0	5	3	8	5	7	6	5	6	3	49	0	49
86 Malignant neoplasms of ovary	M	0	0	0	0	0	0	0	0	0	0	0	0	0	0	0	0	0	0	0	0	0	0
	F	0	0	0	0	0	0	1	1	3	8	6	11	12	10	19	13	22	8	7	121	1	122
	T	0	0	0	0	0	0	1	1	3	8	6	11	12	10	19	13	22	8	7	121	1	122
87 Malignant neoplasms of other and unspecified female genital organs	M	0	0	0	0	0	0	0	0	0	0	0	0	0	0	0	0	0	0	0	0	0	0
	F	0	0	0	0	0	0	0	0	0	0	2	0	0	1	0	0	0	0	0	3	0	3
	T	0	0	0	0	0	0	0	0	0	0	2	0	0	1	0	0	0	0	0	3	0	3
88 Malignant neoplasms of placenta	M	0	0	0	0	0	0	0	0	0	0	0	0	0	0	0	0	0	0	0	0	0	0
	F	0	0	0	0	0	0	0	0	0	0	0	0	0	0	0	0	0	0	0	0	0	0
	T	0	0	0	0	0	0	0	0	0	0	0	0	0	0	0	0	0	0	0	0	0	0
89 Malignant neoplasms of prostate	M	0	0	0	0	0	0	0	0	0	5	4	10	12	28	41	72	75	57	36	340	1	341
	F	0	0	0	0	0	0	0	0	0	0	0	0	0	0	0	0	0	0	0	0	0	0
	T	0	0	0	0	0	0	0	0	0	5	4	10	12	28	41	72	75	57	36	340	1	341
90 Malignant neoplasms of testis	M	0	0	0	0	1	0	0	2	3	0	1	1	0	0	0	0	0	0	0	8	0	8
	F	0	0	0	0	0	0	0	0	0	0	0	0	0	0	0	0	0	0	0	0	0	0
	T	0	0	0	0	1	0	0	2	3	0	1	1	0	0	0	0	0	0	0	8	0	8
91 Malignant neoplasms of penis and other and unspecified male genital organs	M	0	0	0	0	0	0	0	0	0	0	0	0	2	1	2	0	1	0	0	6	0	6
	F	0	0	0	0	0	0	0	0	0	0	0	0	0	0	0	0	0	0	0	0	0	0
	T	0	0	0	0	0	0	0	0	0	0	0	0	2	1	2	0	1	0	0	6	0	6
92 Malignant neoplasms of kidney and renal pelvis	M	0	0	0	0	0	0	0	0	2	3	7	4	6	9	11	20	10	6	2	80	0	80
	F	0	0	0	0	0	0	0	1	1	0	0	4	0	7	3	6	4	2	2	30	3	33
	T	0	0	0	0	0	0	0	1	3	3	7	8	6	16	14	26	14	8	4	110	3	113
93 Malignant neoplasms of bladder	M	0	0	0	0	0	0	0	0	1	2	1	9	8	11	9	15	18	6	6	86	0	86
	F	0	0	0	0	0	0	0	0	0	1	0	0	0	3	2	2	5	5	9	27	0	27
	T	0	0	0	0	0	0	0	0	1	3	1	9	8	14	11	17	23	11	15	113	0	113
94 Malignant neoplasms of other and unspecified sites within the urinary tract	M	0	0	0	0	0	0	0	0	0	0	0	0	0	0	2	0	0	1	0	3	0	3
	F	0	0	0	0	0	0	0	0	0	0	0	0	0	2	0	0	1	2	1	6	0	6
	T	0	0	0	0	0	0	0	0	0	0	0	0	0	2	2	0	1	3	1	9	0	9
95 Malignant neoplasm of eye and adnexa	M	0	0	0	0	0	0	0	0	0	0	0	0	0	0	1	0	0	0	0	1	0	1
	F	0	0	0	0	0	0	0	0	0	0	0	0	0	0	2	1	0	0	0	3	0	3
	T	0	0	0	0	0	0	0	0	0	0	0	0	0	0	3	1	0	0	0	4	0	4
96 Malignant neoplasms of brain	M	2	0	1	2	1	1	0	4	6	7	12	16	7	4	7	9	3	0	2	84	0	84
	F	0	1	1	0	0	1	1	4	0	1	7	5	6	2	8	5	2	2	0	46	2	48
	T	2	1	2	2	1	2	1	8	6	8	19	21	13	6	15	14	5	2	2	130	2	132

Table 18

(Continued)

		0-4	5-9	10-14	15-19	20-24	25-29	30-34	35-39	40-44	45-49	50-54	55-59	60-64	65-69	70-74	75-79	80-84	85-89	90+	Res	Non Res	Total	
97 Malignant neoplasms of other parts of central nervous system	M	0	0	0	0	0	0	0	0	0	0	0	0	0	0	0	0	0	0	0	0	0	0	
	F	0	0	0	0	0	0	0	0	0	0	0	0	0	0	0	0	0	0	0	0	0	0	0
	T	0	0	0	0	0	0	0	0	0	0	0	0	0	0	0	0	0	0	0	0	0	0	0
98 Malignant neoplasms of thyroid and other endocrine glands	M	0	1	0	0	1	0	1	1	1	0	0	0	1	1	2	1	0	0	0	10	0	10	
	F	0	1	0	0	0	0	0	0	0	0	2	0	0	2	1	2	4	1	0	13	0	13	
	T	0	2	0	0	1	0	1	1	1	0	2	0	1	3	3	3	4	1	0	23	0	23	
99 Other malignant neoplasms of other and unspecified sites	M	0	0	0	0	1	0	0	0	2	10	15	24	19	25	33	29	31	17	9	215	2	217	
	F	0	0	0	0	0	0	0	3	3	6	10	11	15	19	36	24	35	17	20	199	3	202	
	T	0	0	0	0	1	0	0	3	5	16	25	35	34	44	69	53	66	34	29	414	5	419	
100 Hodgkin's disease	M	0	0	0	0	1	2	0	1	1	0	0	0	0	1	0	0	0	0	0	6	0	6	
	F	0	0	0	0	1	1	0	0	0	0	1	0	0	0	0	0	1	0	0	4	0	4	
	T	0	0	0	0	2	3	0	1	1	0	1	0	0	1	0	0	1	0	0	10	0	10	
101 Non-Hodgkin's lymphoma	M	0	0	0	1	1	0	1	0	6	2	5	9	14	15	18	17	13	9	3	114	2	116	
	F	0	0	0	0	0	0	0	0	1	3	2	5	8	5	9	12	19	12	6	82	0	82	
	T	0	0	0	1	1	0	1	0	7	5	7	14	22	20	27	29	32	21	9	196	2	198	
102 Malignant neoplasms of other and unspecified lymphoid, hematopoietic and related tissue	M	0	0	0	0	0	0	0	0	0	0	0	0	0	0	0	0	0	0	0	0	0	0	
	F	0	0	0	0	0	1	0	0	0	0	0	0	0	0	0	0	0	0	0	1	0	1	
	T	0	0	0	0	0	1	0	0	0	0	0	0	0	0	0	0	0	0	0	1	0	1	
103 Malignant immunoproliferative diseases	M	0	0	0	0	0	0	0	0	0	0	0	0	0	0	1	0	1	1	0	3	0	3	
	F	0	0	0	0	0	0	0	0	0	0	0	0	0	0	0	1	2	0	1	4	0	4	
	T	0	0	0	0	0	0	0	0	0	0	0	0	0	0	1	1	3	1	1	7	0	7	
104 Multiple myeloma and malignant plasma cell neoplasms	M	0	0	0	0	0	0	1	0	1	2	1	5	2	12	12	15	10	5	1	67	0	67	
	F	0	0	0	0	0	0	0	0	1	1	1	1	5	7	16	7	10	10	1	60	0	60	
	T	0	0	0	0	0	0	1	0	2	3	2	6	7	19	28	22	20	15	2	127	0	127	
105 Lymphoid leukemia	M	0	0	0	1	1	0	0	0	1	0	1	2	2	8	9	9	6	2	3	45	0	45	
	F	0	0	0	0	0	0	0	0	1	1	1	0	1	2	2	0	4	10	0	22	0	22	
	T	0	0	0	1	1	0	0	0	2	1	2	2	3	10	11	9	10	12	3	67	0	67	
106 Myeloid leukemia	M	0	0	0	1	0	1	0	1	1	1	3	3	4	8	5	4	11	0	1	44	2	46	
	F	0	0	0	0	0	0	1	0	0	0	0	1	2	6	5	3	3	2	1	24	1	25	
	T	0	0	0	1	0	1	1	1	1	1	3	4	6	14	10	7	14	2	2	68	3	71	
107 Monocytic leukemia	M	0	0	0	0	0	0	0	0	0	0	0	0	0	0	0	0	0	1	0	1	0	1	
	F	0	0	0	0	0	0	0	0	0	0	0	0	0	0	0	0	0	0	0	0	0	0	
	T	0	0	0	0	0	0	0	0	0	0	0	0	0	0	0	0	0	1	0	1	0	1	
108 Other and unspecified leukemia	M	0	0	1	0	1	0	0	0	0	0	2	0	1	4	2	4	5	2	3	25	0	25	
	F	1	0	1	0	0	0	0	0	0	0	0	0	0	2	5	4	4	2	1	20	0	20	
	T	1	0	2	0	1	0	0	0	0	0	2	0	1	6	7	8	9	4	4	45	0	45	

Table 18

(Continued)

		0-4	5-9	10-14	15-19	20-24	25-29	30-34	35-39	40-44	45-49	50-54	55-59	60-64	65-69	70-74	75-79	80-84	85-89	90+	Res	Non Res	Total	
109 Carcinoma in situ of breast and genitourinary system	M	0	0	0	0	0	0	0	0	0	0	0	0	0	0	0	0	0	0	0	0	0	0	
	F	0	0	0	0	0	0	0	0	0	0	0	0	0	0	0	0	0	0	0	0	0	0	0
	T	0	0	0	0	0	0	0	0	0	0	0	0	0	0	0	0	0	0	0	0	0	0	0
110 Carcinoma in situ of other and unspecified sites	M	0	0	0	0	0	0	0	0	0	0	0	0	0	0	0	0	0	0	0	0	0	0	
	F	0	0	0	0	0	0	0	0	0	0	0	0	0	0	0	0	0	0	0	0	0	0	
	T	0	0	0	0	0	0	0	0	0	0	0	0	0	0	0	0	0	0	0	0	0	0	
111 Benign neoplasms of female genital organs	M	0	0	0	0	0	0	0	0	0	0	0	0	0	0	0	0	0	0	0	0	0	0	
	F	0	0	0	0	0	0	0	0	0	1	0	0	0	0	0	0	0	0	0	0	1	0	1
	T	0	0	0	0	0	0	0	0	0	1	0	0	0	0	0	0	0	0	0	0	1	0	1
112 Benign neoplasms of eye, brain and other parts of central nervous system	M	0	0	0	0	0	0	0	0	0	0	1	0	0	0	0	1	1	0	0	3	1	4	
	F	0	0	0	0	0	0	0	0	0	0	0	0	0	0	0	2	0	1	0	3	0	3	
	T	0	0	0	0	0	0	0	0	0	0	1	0	0	0	0	3	1	1	0	6	1	7	
113 Benign neoplasms of other and unspecified sites	M	0	0	0	0	0	0	0	0	0	0	0	0	0	0	0	0	0	1	1	2	0	2	
	F	1	0	0	0	0	0	0	0	0	0	0	1	0	0	0	0	1	1	0	4	0	4	
	T	1	0	0	0	0	0	0	0	0	0	0	1	0	0	0	0	1	2	1	6	0	6	
114 Neoplasms of uncertain or unknown behavior of specified sites	M	0	2	0	0	0	1	0	1	0	1	1	0	3	6	8	10	3	6	4	46	1	47	
	F	0	0	0	0	0	1	0	0	1	0	3	2	0	2	8	9	6	5	5	42	0	42	
	T	0	2	0	0	0	2	0	1	1	1	4	2	3	8	16	19	9	11	9	88	1	89	
115 Neoplasm of uncertain or unknown behavior of unspecified sites	M	0	0	0	0	0	0	0	0	0	1	0	0	0	0	0	1	0	0	0	2	0	2	
	F	0	0	0	0	0	0	0	0	1	0	0	1	0	0	0	0	1	1	0	4	0	4	
	T	0	0	0	0	0	0	0	0	1	1	0	1	0	0	0	1	1	1	0	6	0	6	
116 Nutritional anemias	M	0	0	0	0	0	0	0	0	0	0	0	0	0	0	0	0	2	0	0	2	0	2	
	F	0	0	0	0	0	0	0	0	0	0	0	0	0	0	0	0	0	0	0	0	0	0	
	T	0	0	0	0	0	0	0	0	0	0	0	0	0	0	0	0	2	0	0	2	0	2	
117 Hemolytic anemias	M	0	0	0	0	0	0	0	0	0	0	0	0	0	0	0	0	0	0	0	0	0	0	
	F	1	0	0	0	0	0	0	0	0	0	0	0	0	0	0	0	0	1	0	2	0	2	
	T	1	0	0	0	0	0	0	0	0	0	0	0	0	0	0	0	0	1	0	2	0	2	
118 Aplastic anemias	M	0	0	0	0	0	0	1	0	0	0	0	0	0	0	1	0	1	0	1	4	0	4	
	F	0	0	0	0	0	0	0	0	0	0	0	0	1	0	0	1	2	1	1	6	0	6	
	T	0	0	0	0	0	0	1	0	0	0	0	0	1	0	1	1	3	1	2	10	0	10	
119 Acute posthemorrhagic and other anemias	M	0	0	0	0	0	0	0	0	0	0	0	0	0	0	0	1	2	3	1	7	0	7	
	F	0	0	0	0	0	0	0	0	0	0	0	0	0	1	0	0	3	2	3	9	0	9	
	T	0	0	0	0	0	0	0	0	0	0	0	0	0	1	0	1	5	5	4	16	0	16	
120 Coagulation defects, purpura and other hemorrhagic conditions	M	0	0	0	0	0	0	0	0	0	0	0	0	0	1	0	1	3	1	0	6	1	7	
	F	0	0	0	0	0	0	0	0	0	0	0	0	0	0	1	1	0	2	0	4	0	4	
	T	0	0	0	0	0	0	0	0	0	0	0	0	0	1	1	2	3	3	0	10	1	11	

Table 18

(Continued)

		0-4	5-9	10-14	15-19	20-24	25-29	30-34	35-39	40-44	45-49	50-54	55-59	60-64	65-69	70-74	75-79	80-84	85-89	90+	Res	Non Res	Total
121 Other diseases of blood and blood-forming organs	M	1	1	0	0	0	0	0	0	0	0	0	0	1	0	0	0	0	0	0	3	0	3
	F	0	0	0	0	0	0	0	0	0	0	0	0	0	0	0	0	1	0	0	1	0	1
	T	1	1	0	0	0	0	0	0	0	0	0	0	1	0	0	0	1	0	0	4	0	4
122 Certain disorders involving the immune mechanism	M	0	1	0	0	0	0	1	0	0	0	0	1	1	0	1	1	0	0	0	6	0	6
	F	0	0	0	0	0	0	0	0	0	0	0	0	1	0	0	0	0	0	0	1	0	1
	T	0	1	0	0	0	0	1	0	0	0	0	1	2	0	1	1	0	0	0	7	0	7
123 Disorders of thyroid gland	M	0	0	0	0	0	0	0	0	0	0	0	0	0	0	0	1	0	0	1	2	0	2
	F	0	0	0	0	0	0	0	0	0	0	0	0	0	0	1	1	0	1	4	7	0	7
	T	0	0	0	0	0	0	0	0	0	0	0	0	0	0	1	2	0	1	5	9	0	9
124 Diabetes mellitus	M	0	0	0	0	0	2	2	3	5	8	12	11	23	16	26	42	44	36	25	255	1	256
	F	0	0	0	0	1	1	0	3	0	1	5	9	7	15	27	23	39	43	42	216	0	216
	T	0	0	0	0	1	3	2	6	5	9	17	20	30	31	53	65	83	79	67	471	1	472
125 Disorders of pituitary gland	M	0	0	0	0	0	0	0	0	0	0	0	0	0	0	0	0	0	0	0	0	0	0
	F	0	0	0	0	0	0	0	0	0	0	0	0	0	0	0	0	0	0	0	0	0	0
	T	0	0	0	0	0	0	0	0	0	0	0	0	0	0	0	0	0	0	0	0	0	0
126 Disorders of adrenal glands	M	0	0	0	0	0	0	0	0	0	0	0	0	1	0	0	0	0	0	0	1	0	1
	F	0	0	0	0	0	0	0	0	0	1	0	0	1	0	0	0	1	0	1	4	0	4
	T	0	0	0	0	0	0	0	0	0	1	0	0	2	0	0	0	1	0	1	5	0	5
127 Diseases of thymus	M	0	0	0	0	0	0	0	0	0	0	0	0	0	0	0	0	0	0	0	0	0	0
	F	0	0	0	0	0	0	0	0	0	0	0	0	0	0	0	0	0	0	0	0	0	0
	T	0	0	0	0	0	0	0	0	0	0	0	0	0	0	0	0	0	0	0	0	0	0
128 Other endocrine diseases	M	0	0	0	0	0	0	0	0	0	1	0	0	0	0	0	0	0	0	0	1	0	1
	F	0	0	0	0	0	0	0	0	0	0	0	0	0	0	0	0	1	0	0	1	0	1
	T	0	0	0	0	0	0	0	0	0	1	0	0	0	0	0	0	1	0	0	2	0	2
129 Nutritional marasmus	M	0	0	0	0	0	0	0	0	0	0	0	0	0	0	0	0	0	0	0	0	0	0
	F	0	0	0	0	0	0	0	0	0	0	0	0	0	0	0	0	0	0	0	0	0	0
	T	0	0	0	0	0	0	0	0	0	0	0	0	0	0	0	0	0	0	0	0	0	0
130 Other and unspecified malnutrition	M	0	0	0	0	0	0	0	0	0	0	0	0	0	0	1	0	1	0	0	2	0	2
	F	0	0	0	0	0	0	0	0	0	0	0	0	2	1	0	2	1	6	12	0	12	
	T	0	0	0	0	0	0	0	0	0	0	0	0	2	2	0	3	1	6	14	0	14	
131 Other nutritional deficiencies	M	0	0	0	0	0	0	0	0	0	0	0	0	0	0	0	0	0	0	0	0	0	0
	F	0	0	0	0	0	0	0	0	0	0	0	0	0	0	0	0	0	0	2	2	0	2
	T	0	0	0	0	0	0	0	0	0	0	0	0	0	0	0	0	0	0	2	2	0	2
132 Obesity and other hyperalimentation	M	0	0	0	0	0	0	1	3	1	1	1	5	1	1	0	0	0	0	0	14	0	14
	F	0	0	0	0	0	0	1	0	1	2	3	4	2	1	2	0	2	0	1	19	0	19
	T	0	0	0	0	0	0	2	3	2	3	4	9	3	2	2	0	2	0	1	33	0	33

Table 18

(Continued)

		0-4	5-9	10-14	15-19	20-24	25-29	30-34	35-39	40-44	45-49	50-54	55-59	60-64	65-69	70-74	75-79	80-84	85-89	90+	Res	Non Res	Total	
133 Cystic fibrosis	M	0	0	0	0	0	1	1	0	0	1	0	0	0	0	0	0	0	0	0	3	0	3	
	F	0	0	0	1	1	0	0	0	0	0	0	0	0	0	0	0	0	0	0	0	2	0	2
	T	0	0	0	1	1	1	1	0	0	1	0	0	0	0	0	0	0	0	0	0	5	0	5
134 Volume depletion, disorders of fluid, electrolyte and acid-base balance	M	0	0	0	0	0	0	0	0	0	0	0	0	1	0	1	2	2	1	4	11	0	11	
	F	0	0	0	0	0	0	0	0	1	0	0	0	0	0	0	2	7	3	7	20	0	20	
	T	0	0	0	0	0	0	0	0	1	0	0	0	1	0	1	4	9	4	11	31	0	31	
135 Other metabolic disorders	M	3	1	0	0	0	0	0	1	1	0	0	1	2	4	5	3	5	1	0	27	1	28	
	F	2	0	0	0	0	0	0	0	2	0	1	1	0	1	3	3	1	3	4	21	1	22	
	T	5	1	0	0	0	0	0	1	3	0	1	2	2	5	8	6	6	4	4	48	2	50	
136 Organic dementia	M	0	0	0	0	0	0	0	0	0	0	0	0	1	5	9	20	34	37	38	144	2	146	
	F	0	0	0	0	0	0	0	0	0	0	0	0	0	3	5	22	51	79	151	311	1	312	
	T	0	0	0	0	0	0	0	0	0	0	0	0	1	8	14	42	85	116	189	455	3	458	
137 Other and unspecified organic mental disorders	M	0	0	0	0	0	0	0	0	0	0	1	0	1	0	1	1	1	0	2	7	0	7	
	F	0	0	0	0	0	0	0	0	0	0	0	1	1	0	1	2	0	0	2	7	0	7	
	T	0	0	0	0	0	0	0	0	0	0	1	1	2	0	2	3	1	0	4	14	0	14	
138 Mental and behavioral disorders due to use of alcohol	M	0	0	0	0	1	0	2	0	4	6	5	13	2	5	5	4	2	2	0	51	1	52	
	F	0	0	0	0	0	0	1	2	0	3	1	3	1	1	0	1	0	2	0	15	0	15	
	T	0	0	0	0	1	0	3	2	4	9	6	16	3	6	5	5	2	4	0	66	1	67	
139 Mental and behavioral disorders due to other psychoactive substance use	M	0	0	0	0	0	0	0	0	0	0	3	0	0	0	0	0	0	0	0	3	0	3	
	F	0	0	0	0	0	0	2	1	1	1	0	0	0	0	0	0	0	0	0	5	0	5	
	T	0	0	0	0	0	0	2	1	1	1	3	0	0	0	0	0	0	0	0	8	0	8	
140 Schizophrenia, schizotypal and delusional disorders	M	0	0	0	0	0	0	0	0	0	0	0	0	0	0	1	0	1	0	0	2	0	2	
	F	0	0	0	0	0	0	0	0	0	0	0	0	0	0	1	0	0	2	0	3	1	4	
	T	0	0	0	0	0	0	0	0	0	0	0	0	0	0	2	0	1	2	0	5	1	6	
141 Mood (affective) disorders	M	0	0	0	0	0	0	0	0	0	0	0	1	1	0	0	2	1	0	1	6	1	7	
	F	0	0	0	0	0	0	0	0	0	2	0	0	0	0	0	0	0	1	4	7	0	7	
	T	0	0	0	0	0	0	0	0	0	2	0	1	1	0	0	2	1	1	5	13	1	14	
142 Neurotic, stress-related and somatoform disorders	M	0	0	0	0	0	0	0	0	0	0	0	0	0	0	0	0	0	0	0	0	0	0	
	F	0	0	0	0	0	0	0	0	0	0	0	0	0	0	0	0	0	0	0	0	0	0	
	T	0	0	0	0	0	0	0	0	0	0	0	0	0	0	0	0	0	0	0	0	0	0	
143 Mental retardation	M	0	0	0	0	0	0	0	0	0	0	0	0	0	0	0	0	0	0	0	0	0	0	
	F	0	0	0	0	0	0	0	0	0	0	0	0	0	0	0	0	0	0	0	0	0	0	
	T	0	0	0	0	0	0	0	0	0	0	0	0	0	0	0	0	0	0	0	0	0	0	
144 Other and unspecified mental and behavioral disorders	M	0	0	0	0	0	0	0	0	0	0	0	0	0	0	0	0	0	0	0	0	0	0	
	F	0	1	0	0	0	0	0	0	0	0	0	0	0	0	0	0	0	0	1	2	1	3	
	T	0	1	0	0	0	0	0	0	0	0	0	0	0	0	0	0	0	0	1	2	1	3	

Table 18

(Continued)

		0-4	5-9	10-14	15-19	20-24	25-29	30-34	35-39	40-44	45-49	50-54	55-59	60-64	65-69	70-74	75-79	80-84	85-89	90+	Res	Non Res	Total	
145 Meningitis	M	3	0	0	0	0	0	0	0	0	1	2	0	0	1	0	0	1	0	0	8	0	8	
	F	2	0	0	0	0	0	0	0	0	0	0	0	0	0	0	0	0	0	0	2	0	2	
	T	5	0	0	0	0	0	0	0	0	1	2	0	0	1	0	0	1	0	0	10	0	10	
146 Other inflammatory diseases of central nervous system	M	0	0	0	0	0	0	0	0	0	1	0	1	0	1	0	1	0	0	0	4	1	5	
	F	0	0	0	0	0	0	1	0	0	1	0	0	0	0	0	0	0	0	0	2	0	2	
	T	0	0	0	0	0	0	1	0	0	2	0	1	0	1	0	1	0	0	0	6	1	7	
147 Parkinson's disease	M	0	0	0	0	0	0	0	0	0	0	0	0	0	1	5	13	13	15	9	56	0	56	
	F	0	0	0	0	0	0	0	0	0	0	0	0	0	1	2	1	13	8	10	35	1	36	
	T	0	0	0	0	0	0	0	0	0	0	0	0	0	2	7	14	26	23	19	91	1	92	
148 Alzheimer's disease	M	0	0	0	0	0	0	0	0	0	0	0	0	0	5	3	18	21	31	25	103	0	103	
	F	0	0	0	0	0	0	0	0	1	0	0	2	2	0	7	23	46	64	89	234	0	234	
	T	0	0	0	0	0	0	0	0	1	0	0	2	2	5	10	41	67	95	114	337	0	337	
149 Multiple sclerosis	M	0	0	0	0	0	0	1	1	0	3	3	2	3	2	0	1	0	1	0	17	0	17	
	F	0	0	0	0	0	1	1	2	1	1	6	2	2	8	1	1	1	1	0	28	0	28	
	T	0	0	0	0	0	1	2	3	1	4	9	4	5	10	1	2	1	2	0	45	0	45	
150 Epilepsy	M	0	0	0	0	0	2	1	0	1	2	1	0	0	0	0	0	1	1	0	9	2	11	
	F	0	1	0	0	0	0	1	0	1	0	0	2	1	1	0	0	0	1	1	9	0	9	
	T	0	1	0	0	0	2	2	0	2	2	1	2	1	1	0	0	1	2	1	18	2	20	
151 Transient cerebral ischemic attacks and related syndromes	M	0	0	0	0	0	0	0	0	0	0	0	0	0	0	0	0	0	0	0	0	0	0	
	F	0	0	0	0	0	0	0	0	0	0	0	0	0	0	0	0	0	0	0	3	3	0	3
	T	0	0	0	0	0	0	0	0	0	0	0	0	0	0	0	0	0	0	0	3	3	0	3
152 Infantile cerebral palsy	M	2	1	0	0	2	0	2	0	1	0	0	1	0	1	0	0	0	0	0	10	0	10	
	F	2	0	0	1	0	1	0	0	0	0	0	0	1	0	0	0	0	0	0	5	0	5	
	T	4	1	0	1	2	1	2	0	1	0	0	1	1	1	0	0	0	0	0	15	0	15	
153 All other diseases of nervous system	M	2	0	1	2	1	3	2	0	2	6	10	12	6	14	16	18	9	10	1	115	0	115	
	F	4	0	2	2	0	0	0	0	2	1	4	10	7	7	12	12	9	9	3	84	1	85	
	T	6	0	3	4	1	3	2	0	4	7	14	22	13	21	28	30	18	19	4	199	1	200	
154 VII. Diseases of the eye and adnexa	M	0	0	0	0	0	0	0	0	0	0	0	0	0	0	0	0	0	0	0	0	0	0	
	F	0	0	0	0	0	0	0	0	0	0	0	0	0	0	0	0	0	0	0	0	0	0	
	T	0	0	0	0	0	0	0	0	0	0	0	0	0	0	0	0	0	0	0	0	0	0	
155 VIII. Diseases of the ear and mastoid process	M	0	0	0	0	0	0	0	0	0	0	0	0	0	0	0	0	0	0	0	0	0	0	
	F	0	0	0	0	0	0	0	0	0	0	0	0	0	0	0	0	0	0	0	0	0	0	
	T	0	0	0	0	0	0	0	0	0	0	0	0	0	0	0	0	0	0	0	0	0	0	
156 Acute rheumatic fever	M	0	0	0	0	0	0	0	0	0	0	0	0	0	0	0	0	0	0	0	0	0	0	
	F	0	0	0	0	0	0	0	0	1	0	0	0	0	0	0	0	0	0	0	1	0	1	
	T	0	0	0	0	0	0	0	0	1	0	0	0	0	0	0	0	0	0	0	1	0	1	

Table 18

(Continued)

		0-4	5-9	10-14	15-19	20-24	25-29	30-34	35-39	40-44	45-49	50-54	55-59	60-64	65-69	70-74	75-79	80-84	85-89	90+	Res	Non Res	Total	
157 Rheumatic mitral valve diseases	M	0	0	0	0	0	0	0	0	0	0	0	1	0	1	0	2	0	1	0	5	1	6	
	F	0	0	0	0	0	0	0	0	0	0	0	0	1	0	3	1	5	0	0	10	0	10	
	T	0	0	0	0	0	0	0	0	0	0	0	1	1	1	3	3	5	1	0	15	1	16	
158 Rheumatic aortic valve diseases	M	0	0	0	0	0	0	0	0	0	0	0	0	0	0	0	0	0	0	1	1	0	1	
	F	0	0	0	0	0	0	0	0	0	0	0	0	0	0	0	0	0	0	0	0	0	0	
	T	0	0	0	0	0	0	0	0	0	0	0	0	0	0	0	0	0	0	1	1	0	1	
160 Other chronic rheumatic heart diseases	M	0	0	0	0	0	0	0	0	0	0	0	0	0	0	1	0	1	1	0	3	0	3	
	F	0	0	0	0	0	0	0	0	0	0	0	0	1	0	0	1	1	2	2	7	1	8	
	T	0	0	0	0	0	0	0	0	0	0	0	0	1	0	1	1	2	3	2	10	1	11	
161 Essential (primary) hypertension	M	0	0	0	0	0	0	1	1	0	0	0	1	2	4	2	4	3	6	3	27	0	27	
	F	0	0	0	0	0	0	0	0	0	0	0	0	3	3	3	6	7	11	23	56	0	56	
	T	0	0	0	0	0	0	1	1	0	0	0	1	5	7	5	10	10	17	26	83	0	83	
162 Hypertensive heart disease	M	0	0	0	0	0	0	0	2	0	0	4	3	0	1	1	1	1	2	1	16	0	16	
	F	0	0	0	0	0	0	0	0	0	2	0	1	0	0	1	2	6	10	16	38	0	38	
	T	0	0	0	0	0	0	0	2	0	2	4	4	0	1	2	3	7	12	17	54	0	54	
163 Hypertensive renal disease	M	0	0	0	0	0	0	0	0	0	0	1	0	0	0	1	4	2	6	2	16	0	16	
	F	0	0	0	0	0	0	0	0	0	0	0	0	1	1	3	2	6	5	5	23	0	23	
	T	0	0	0	0	0	0	0	0	0	0	1	0	1	1	4	6	8	11	7	39	0	39	
164 Hypertensive heart and renal disease	M	0	0	0	0	0	0	0	0	0	0	0	1	0	0	0	1	1	1	0	4	0	4	
	F	0	0	0	0	0	0	0	0	0	0	0	0	0	0	0	2	4	3	0	9	0	9	
	T	0	0	0	0	0	0	0	0	0	0	0	1	0	0	0	3	5	4	0	13	0	13	
165 Acute myocardial infarction	M	0	0	0	0	0	0	0	2	8	13	30	49	47	48	87	103	138	105	72	702	19	721	
	F	0	0	0	0	0	0	0	0	3	3	10	7	16	26	37	72	102	125	138	539	10	549	
	T	0	0	0	0	0	0	0	2	11	16	40	56	63	74	124	175	240	230	210	1241	29	1270	
166 Other acute ischemic heart diseases	M	0	0	0	0	0	0	0	0	0	1	1	1	1	1	1	1	0	0	0	2	8	1	9
	F	0	0	0	0	0	0	0	0	0	0	0	1	0	0	2	2	1	3	3	12	0	12	
	T	0	0	0	0	0	0	0	0	0	1	1	2	1	1	3	2	1	3	5	20	1	21	
167 Atherosclerotic cardiovascular disease, so described	M	0	0	0	0	0	1	3	1	3	24	27	51	37	52	66	51	31	40	16	403	11	414	
	F	0	0	0	0	0	0	0	0	0	4	3	9	13	16	33	35	45	32	35	225	4	229	
	T	0	0	0	0	0	1	3	1	3	28	30	60	50	68	99	86	76	72	51	628	15	643	
168 All other forms of chronic ischemic heart disease	M	0	0	0	0	0	3	5	6	20	41	34	47	47	55	86	149	174	155	112	934	14	948	
	F	0	0	0	0	0	0	0	1	4	1	5	13	16	28	49	90	143	180	258	788	6	794	
	T	0	0	0	0	0	3	5	7	24	42	39	60	63	83	135	239	317	335	370	1722	20	1742	
169 Pulmonary embolism	M	0	0	0	0	0	0	1	0	0	0	2	1	1	0	1	0	2	2	3	13	0	13	
	F	0	0	0	0	0	0	1	0	0	1	0	0	1	2	1	4	4	5	1	20	0	20	
	T	0	0	0	0	0	0	2	0	0	1	2	1	2	2	2	4	6	7	4	33	0	33	

Table 18

(Continued)

		0-4	5-9	10-14	15-19	20-24	25-29	30-34	35-39	40-44	45-49	50-54	55-59	60-64	65-69	70-74	75-79	80-84	85-89	90+	Res	Non Res	Total	
170 Other pulmonary heart disease and diseases of pulmonary circulation	M	0	0	0	0	0	0	0	0	0	1	0	0	1	0	0	0	1	1	0	4	0	4	
	F	0	0	0	0	0	0	0	0	0	1	0	0	0	0	0	1	0	0	2	4	0	4	
	T	0	0	0	0	0	0	0	0	0	2	0	0	1	0	0	1	1	1	2	8	0	8	
171 Acute and subacute endocarditis	M	0	0	0	0	0	0	0	0	1	0	2	0	0	1	1	1	0	0	6	0	6		
	F	0	0	0	0	0	0	0	0	1	0	0	0	0	0	1	0	1	0	3	1	4		
	T	0	0	0	0	0	0	0	0	0	2	0	2	0	0	1	2	1	1	0	9	1	10	
172 Diseases of pericardium and acute myocarditis	M	0	1	0	0	1	0	0	0	0	0	0	0	0	0	2	0	1	0	0	5	0	5	
	F	0	1	0	0	0	0	1	0	0	0	0	0	0	2	0	0	0	0	0	4	1	5	
	T	0	2	0	0	1	0	1	0	0	0	0	0	0	2	2	0	1	0	0	9	1	10	
173 Nonrheumatic mitral valve disorders	M	0	0	0	0	0	0	0	0	0	0	0	0	0	1	0	0	0	0	0	1	0	1	
	F	0	0	0	0	0	2	0	0	0	0	0	0	0	0	2	3	2	1	0	10	0	10	
	T	0	0	0	0	0	2	0	0	0	0	0	0	0	1	2	3	2	1	0	11	0	11	
174 Nonrheumatic aortic valve disorders	M	0	0	0	0	0	1	0	0	2	0	0	1	1	1	3	7	11	9	5	41	1	42	
	F	0	0	0	0	0	0	1	0	1	1	0	0	0	2	6	1	3	12	11	38	1	39	
	T	0	0	0	0	0	1	1	0	3	1	0	1	1	3	9	8	14	21	16	79	2	81	
175 All other diseases of endocardium	M	0	0	0	0	0	0	0	0	0	0	0	0	0	3	2	0	4	1	2	12	0	12	
	F	0	0	0	0	0	0	0	0	0	0	0	1	2	2	2	1	2	9	7	26	1	27	
	T	0	0	0	0	0	0	0	0	0	0	0	1	2	5	4	1	6	10	9	38	1	39	
176 Cardiomyopathy	M	1	0	0	2	0	1	1	1	6	4	5	5	7	8	4	6	2	3	1	57	1	58	
	F	0	0	0	0	0	0	0	3	2	1	3	4	1	1	0	1	3	2	0	21	1	22	
	T	1	0	0	2	0	1	1	4	8	5	8	9	8	9	4	7	5	5	1	78	2	80	
177 Conduction disorders and cardiac dysrhythmias	M	0	1	0	0	0	0	2	2	2	1	4	5	7	4	5	8	17	19	17	94	2	96	
	F	0	0	0	0	1	0	0	1	0	1	1	3	3	1	4	8	25	31	31	110	0	110	
	T	0	1	0	0	1	0	2	3	2	2	5	8	10	5	9	16	42	50	48	204	2	206	
178 Congestive heart failure	M	0	0	0	0	0	0	1	0	0	0	0	3	1	7	4	13	24	27	39	119	0	119	
	F	0	0	0	0	0	0	0	0	0	0	0	1	2	4	6	10	27	34	73	157	1	158	
	T	0	0	0	0	0	0	1	0	0	0	0	4	3	11	10	23	51	61	112	276	1	277	
179 Other and unspecified heart failure	M	0	0	0	0	0	0	0	0	0	0	2	1	0	0	1	4	4	4	4	20	0	20	
	F	0	0	0	0	0	0	0	0	0	0	0	1	0	0	3	2	3	13	10	32	1	33	
	T	0	0	0	0	0	0	0	0	0	0	2	2	0	0	4	6	7	17	14	52	1	53	
180 Myocarditis, unspecified and myocardial degeneration	M	0	0	0	0	0	0	0	0	0	0	0	0	0	0	0	1	0	0	0	1	0	1	
	F	0	0	0	0	0	0	0	0	0	0	0	0	0	0	0	0	0	0	0	0	0	1	1
	T	0	0	0	0	0	0	0	0	0	0	0	0	0	0	0	1	0	0	0	1	1	2	
181 All other and ill-defined forms of heart disease	M	0	0	0	1	0	0	0	0	0	1	0	0	3	2	3	5	5	5	4	29	0	29	
	F	0	0	0	0	0	0	0	0	0	1	0	1	1	0	4	4	10	6	8	35	1	36	
	T	0	0	0	1	0	0	0	0	0	2	0	1	4	2	7	9	15	11	12	64	1	65	





Table 18

(Continued)

		0-4	5-9	10-14	15-19	20-24	25-29	30-34	35-39	40-44	45-49	50-54	55-59	60-64	65-69	70-74	75-79	80-84	85-89	90+	Res	Non Res	Total
195 Influenza	M	0	0	0	0	0	0	0	0	0	0	0	0	0	0	0	1	2	3	3	9	0	9
	F	0	0	0	0	0	0	1	0	0	0	0	0	0	0	1	3	3	5	7	20	0	20
	T	0	0	0	0	0	0	1	0	0	0	0	0	0	0	1	4	5	8	10	29	0	29
196 Viral pneumonia, not elsewhere classified	M	0	0	0	0	0	0	0	0	0	0	0	0	0	0	0	0	0	0	0	0	0	0
	F	1	0	0	0	0	0	0	0	0	0	0	0	0	0	1	0	0	0	0	2	0	2
	T	1	0	0	0	0	0	0	0	0	0	0	0	0	0	1	0	0	0	0	2	0	2
197 Bacterial pneumonia	M	0	0	0	0	0	1	1	0	0	0	0	1	1	2	2	3	3	0	1	15	1	16
	F	1	0	1	0	0	0	2	1	0	0	1	1	2	0	2	1	2	1	1	16	0	16
	T	1	0	1	0	0	1	3	1	0	0	1	2	3	2	4	4	5	1	2	31	1	32
198 Pneumonia due to other or unspecified organisms	M	1	0	0	0	0	0	1	1	2	3	5	10	3	10	12	17	38	34	34	171	3	174
	F	0	0	0	0	0	0	0	0	2	5	3	3	6	7	11	24	24	43	63	191	1	192
	T	1	0	0	0	0	0	1	1	4	8	8	13	9	17	23	41	62	77	97	362	4	366
199 Acute bronchitis and bronchiolitis	M	1	0	0	0	0	0	0	0	0	0	0	1	1	2	1	0	0	0	0	6	0	6
	F	0	0	0	0	0	0	0	0	0	1	0	0	0	0	0	0	0	0	1	2	0	2
	T	1	0	0	0	0	0	0	0	0	1	0	1	1	2	1	0	0	0	1	8	0	8
200 Unspecified acute lower respiratory infection	M	0	0	0	0	0	0	0	0	0	0	0	1	0	0	0	0	0	0	0	1	0	1
	F	0	0	0	0	0	0	0	0	0	0	0	0	0	0	0	0	0	0	0	2	2	2
	T	0	0	0	0	0	0	0	0	0	0	0	1	0	0	0	0	0	0	0	2	3	3
201 Other diseases of upper respiratory tract	M	0	0	0	0	0	0	0	0	1	0	0	0	0	0	0	1	0	0	0	2	0	2
	F	0	0	0	0	0	0	0	0	0	0	0	0	0	0	0	0	0	0	1	1	0	1
	T	0	0	0	0	0	0	0	0	1	0	0	0	0	0	0	1	0	0	1	3	0	3
202 Bronchitis, not specified as acute or chronic	M	0	0	0	0	0	0	0	0	0	0	0	0	0	0	0	0	3	0	0	3	0	3
	F	0	0	0	0	0	0	0	0	0	0	0	0	0	0	1	0	0	1	0	2	0	2
	T	0	0	0	0	0	0	0	0	0	0	0	0	0	0	1	0	3	1	0	5	0	5
203 Chronic bronchitis	M	0	0	0	0	0	0	0	0	0	0	0	0	1	0	0	1	2	1	0	5	0	5
	F	0	0	0	0	0	0	0	0	0	0	0	0	0	0	0	0	0	0	1	1	0	1
	T	0	0	0	0	0	0	0	0	0	0	0	0	1	0	0	1	2	1	1	6	0	6
204 Emphysema	M	0	0	0	0	0	0	0	0	0	0	1	3	0	0	5	12	7	2	2	32	0	32
	F	0	0	0	0	0	0	0	0	0	0	1	0	2	0	3	4	4	4	2	16	1	17
	T	0	0	0	0	0	0	0	0	0	0	1	4	0	2	5	15	11	6	4	48	1	49
205 Other chronic obstructive pulmonary disease	M	0	0	0	0	0	0	0	1	1	0	6	5	12	36	57	89	108	60	42	417	2	419
	F	0	0	0	0	0	0	0	1	0	1	4	8	15	26	36	57	68	61	65	342	1	343
	T	0	0	0	0	0	0	0	2	1	1	10	13	27	62	93	146	176	121	107	759	3	762
206 Asthma	M	0	0	0	0	0	0	0	0	0	0	0	0	1	0	1	1	1	0	0	4	0	4
	F	0	0	0	0	1	0	0	0	0	0	1	1	0	1	1	3	1	2	1	12	0	12
	T	0	0	0	0	1	0	0	0	0	0	1	1	1	1	2	4	2	2	1	16	0	16

Table 18

(Continued)

		0-4	5-9	10-14	15-19	20-24	25-29	30-34	35-39	40-44	45-49	50-54	55-59	60-64	65-69	70-74	75-79	80-84	85-89	90+	Res	Non Res	Total
207 Bronchiectasis	M	0	0	0	0	0	0	0	0	0	0	0	0	0	0	0	3	0	2	0	5	0	5
	F	0	0	0	0	0	0	0	0	0	0	0	1	0	1	2	1	2	0	1	8	0	8
	T	0	0	0	0	0	0	0	0	0	0	0	1	0	1	2	4	2	2	1	13	0	13
208 Pneumoconioses and chemical effects	M	0	0	0	0	0	0	0	0	0	1	2	0	1	0	0	2	1	1	1	9	0	9
	F	0	0	0	0	0	0	1	0	2	3	1	0	0	0	0	0	0	0	0	7	0	7
	T	0	0	0	0	0	0	1	0	2	4	3	0	1	0	0	2	1	1	1	16	0	16
209 Pneumonitis due to food and vomit	M	0	0	0	0	1	0	1	2	0	1	3	0	3	4	7	10	20	13	15	80	0	80
	F	0	0	0	0	0	0	0	0	0	2	2	4	2	4	1	7	15	24	20	81	0	81
	T	0	0	0	0	1	0	1	2	0	3	5	4	5	8	8	17	35	37	35	161	0	161
210 Other pneumonitis due to solids and liquids	M	0	0	0	0	0	0	0	0	0	0	0	0	0	0	0	0	0	0	0	0	0	0
	F	0	0	0	0	0	0	0	0	0	0	0	0	0	0	0	0	0	0	0	0	0	0
	T	0	0	0	0	0	0	0	0	0	0	0	0	0	0	0	0	0	0	0	0	0	0
211 Other lung diseases due to external agents	M	0	0	0	0	0	0	0	0	0	0	0	0	0	1	0	0	1	0	0	2	0	2
	F	0	0	0	0	0	0	0	0	0	0	1	0	0	0	0	0	0	1	0	2	0	2
	T	0	0	0	0	0	0	0	0	0	0	1	0	0	1	0	0	1	1	0	4	0	4
212 Suppurative and necrotic conditions of lower respiratory tract	M	0	0	0	0	0	0	0	0	0	0	0	0	0	0	0	1	2	0	0	3	0	3
	F	0	0	0	0	0	0	0	0	0	0	0	0	0	0	0	0	1	0	0	1	1	2
	T	0	0	0	0	0	0	0	0	0	0	0	0	0	0	0	1	3	0	0	4	1	5
213 Pleural effusion and plaque	M	0	0	0	0	0	0	0	0	0	0	0	1	0	0	0	0	1	0	0	2	0	2
	F	0	0	0	0	0	0	0	0	0	0	1	0	0	0	0	0	0	2	3	6	0	6
	T	0	0	0	0	0	0	0	0	0	0	1	1	0	0	0	0	1	2	3	8	0	8
214 All other diseases of respiratory system	M	0	0	0	0	1	0	3	0	0	1	0	4	4	7	11	19	13	10	14	87	5	92
	F	1	0	0	0	0	1	0	0	2	2	3	4	5	4	12	8	10	14	12	78	2	80
	T	1	0	0	0	1	1	3	0	2	3	3	8	9	11	23	27	23	24	26	165	7	172
215 Diseases of oral cavity, salivary glands and jaws	M	0	0	0	0	0	1	0	0	0	0	0	0	0	0	0	0	0	0	0	1	0	1
	F	0	0	0	0	0	0	0	0	0	0	0	0	0	0	0	0	0	1	0	1	0	1
	T	0	0	0	0	0	1	0	0	0	0	0	0	0	0	0	0	0	1	0	2	0	2
216 Diseases of esophagus	M	0	0	0	0	0	0	0	0	0	0	0	0	0	1	2	2	3	0	0	8	0	8
	F	0	0	0	0	1	0	0	0	0	0	0	0	1	1	0	1	1	3	2	10	0	10
	T	0	0	0	0	1	0	0	0	0	0	0	0	1	2	2	3	4	3	2	18	0	18
217 Gastric ulcer	M	0	0	0	0	0	0	0	0	0	1	0	0	0	0	0	1	1	2	0	5	0	5
	F	0	0	0	0	0	0	0	0	0	0	0	0	0	1	0	0	1	0	0	2	0	2
	T	0	0	0	0	0	0	0	0	0	1	0	0	0	1	0	1	2	2	0	7	0	7
218 Duodenal ulcer	M	0	0	0	0	0	0	0	0	0	1	1	0	0	2	2	2	0	2	0	10	1	11
	F	0	0	0	0	0	0	0	0	0	1	1	1	0	2	1	0	0	2	1	9	0	9
	T	0	0	0	0	0	0	0	0	0	2	2	1	0	4	3	2	0	4	1	19	1	20

Table 18

(Continued)

		0-4	5-9	10-14	15-19	20-24	25-29	30-34	35-39	40-44	45-49	50-54	55-59	60-64	65-69	70-74	75-79	80-84	85-89	90+	Res	Non Res	Total
219 Peptic ulcer, site unspecified	M	0	0	0	0	0	0	0	0	0	0	0	0	1	1	0	1	3	0	0	6	0	6
	F	0	0	0	0	0	0	0	0	0	0	0	0	0	0	0	0	1	0	2	3	0	3
	T	0	0	0	0	0	0	0	0	0	0	0	0	1	1	0	1	4	0	2	9	0	9
220 Gastrojejunal ulcer	M	0	0	0	0	0	0	0	0	0	0	0	0	0	0	0	0	0	0	0	0	0	0
	F	0	0	0	0	0	0	0	0	0	0	0	0	0	0	0	0	0	0	0	0	0	0
	T	0	0	0	0	0	0	0	0	0	0	0	0	0	0	0	0	0	0	0	0	0	0
221 Gastritis and duodenitis	M	0	0	0	0	0	0	0	0	0	0	0	0	0	0	0	0	0	0	0	0	0	0
	F	0	0	0	0	0	0	0	0	0	0	0	0	0	0	0	0	0	0	0	0	0	0
	T	0	0	0	0	0	0	0	0	0	0	0	0	0	0	0	0	0	0	0	0	0	0
222 Dyspepsia and other diseases of stomach and duodenum	M	0	0	0	0	0	0	0	0	2	0	0	0	0	0	0	2	0	0	0	4	0	4
	F	0	0	0	0	0	0	0	0	0	0	0	0	0	1	0	0	1	0	1	3	0	3
	T	0	0	0	0	0	0	0	0	2	0	0	0	0	1	0	2	1	0	1	7	0	7
223 Diseases of appendix	M	0	0	0	0	0	0	0	0	0	0	0	0	0	0	0	0	0	1	0	1	0	1
	F	0	0	0	0	0	0	0	0	0	0	0	0	0	0	1	0	0	0	0	1	0	1
	T	0	0	0	0	0	0	0	0	0	0	0	0	0	0	1	0	0	1	0	2	0	2
224 Hernia	M	0	0	0	0	0	0	0	0	0	0	0	3	0	1	1	3	2	2	0	12	1	13
	F	1	0	0	0	0	0	1	0	0	0	0	0	0	0	2	1	3	2	2	12	0	12
	T	1	0	0	0	0	0	1	0	0	0	0	3	0	1	3	4	5	4	2	24	1	25
225 Crohn's disease and ulcerative colitis	M	0	0	0	0	0	0	0	0	0	0	0	0	1	0	1	0	1	0	1	4	0	4
	F	0	0	0	0	0	0	0	0	0	0	0	0	1	0	1	2	0	0	1	5	0	5
	T	0	0	0	0	0	0	0	0	0	0	0	0	2	0	2	2	1	0	2	9	0	9
226 Vascular disorders and obstruction of intestine without hernia	M	1	0	0	0	0	0	0	1	1	1	1	6	2	5	13	13	15	15	13	87	2	89
	F	0	0	0	0	1	0	0	0	0	0	3	3	1	6	9	12	18	14	24	91	1	92
	T	1	0	0	0	1	0	0	1	1	1	4	9	3	11	22	25	33	29	37	178	3	181
227 Diverticular disease of intestine	M	0	0	0	0	0	0	0	0	1	1	0	0	1	0	0	1	2	2	2	10	1	11
	F	0	0	0	0	0	0	0	0	0	0	0	0	0	1	3	2	3	2	5	16	0	16
	T	0	0	0	0	0	0	0	0	1	1	0	0	1	1	3	3	5	4	7	26	1	27
228 Other diseases of intestines and peritoneum	M	3	0	0	0	0	0	0	0	0	1	0	2	1	2	1	4	0	2	2	18	3	21
	F	1	0	0	0	0	0	0	0	0	1	0	0	2	3	1	3	3	8	3	25	1	26
	T	4	0	0	0	0	0	0	0	0	2	0	2	3	5	2	7	3	10	5	43	4	47
229 Diseases of peritoneum	M	0	0	0	0	0	0	0	0	0	0	1	1	0	1	1	1	0	1	0	6	0	6
	F	0	0	0	0	0	0	0	0	0	0	0	0	1	0	0	1	1	1	1	5	1	6
	T	0	0	0	0	0	0	0	0	0	0	1	1	1	1	1	2	1	2	1	11	1	12
230 Alcoholic liver disease	M	0	0	0	0	0	1	0	3	7	7	10	6	13	14	3	2	3	0	0	69	1	70
	F	0	0	0	0	0	0	0	4	3	9	8	3	4	0	3	2	0	0	0	36	1	37
	T	0	0	0	0	0	1	0	7	10	16	18	9	17	14	6	4	3	0	0	105	2	107

Table 18

(Continued)

		0-4	5-9	10-14	15-19	20-24	25-29	30-34	35-39	40-44	45-49	50-54	55-59	60-64	65-69	70-74	75-79	80-84	85-89	90+	Res	Non Res	Total	
231 Chronic hepatitis, not elsewhere classified	M	0	0	0	0	0	0	0	0	0	0	0	0	0	0	0	0	0	0	0	0	0	0	
	F	0	0	0	0	0	0	0	0	0	0	0	0	0	0	0	0	0	0	0	0	0	0	0
	T	0	0	0	0	0	0	0	0	0	0	0	0	0	0	0	0	0	0	0	0	0	0	0
232 Fibrosis and cirrhosis of liver	M	0	0	0	0	0	1	0	1	1	3	6	3	6	9	10	7	5	1	0	53	0	53	
	F	0	0	0	0	0	0	0	0	1	2	3	6	4	2	6	6	1	3	0	34	2	36	
	T	0	0	0	0	0	1	0	1	2	5	9	9	10	11	16	13	6	4	0	87	2	89	
233 Other diseases of liver	M	2	0	0	0	0	0	0	0	1	5	2	3	3	6	2	3	2	0	0	29	1	30	
	F	0	0	0	0	0	0	0	1	0	3	1	3	3	0	8	2	1	1	2	25	4	29	
	T	2	0	0	0	0	0	0	1	1	8	3	6	6	6	10	5	3	1	2	54	5	59	
234 Cholelithiasis and other disorders of gallbladder	M	0	0	0	0	0	0	0	0	0	0	0	0	1	1	1	3	4	1	2	13	0	13	
	F	0	0	0	0	0	0	0	0	1	0	2	0	0	1	1	0	2	2	3	12	0	12	
	T	0	0	0	0	0	0	0	0	1	0	2	0	1	2	2	3	6	3	5	25	0	25	
235 Pancreatitis	M	0	0	0	0	0	0	0	0	1	2	1	0	5	2	2	0	1	1	0	15	1	16	
	F	0	0	0	1	0	1	0	0	3	2	1	1	0	1	3	3	3	1	1	21	0	21	
	T	0	0	0	1	0	1	0	0	4	4	2	1	5	3	5	3	4	2	1	36	1	37	
236 Other disorders of biliary tract and pancreas	M	0	0	0	0	0	0	0	0	0	0	0	0	2	0	0	0	0	0	1	3	0	3	
	F	0	0	0	0	0	0	0	0	0	0	0	0	0	0	1	1	0	2	2	6	0	6	
	T	0	0	0	0	0	0	0	0	0	0	0	0	2	0	1	1	0	2	3	9	0	9	
237 All other diseases of digestive system	M	0	0	0	0	0	0	0	0	0	0	0	0	2	1	0	3	6	7	2	21	0	21	
	F	0	0	0	0	0	0	0	0	0	0	1	0	0	0	3	4	4	6	16	34	0	34	
	T	0	0	0	0	0	0	0	0	0	0	1	0	2	1	3	7	10	13	18	55	0	55	
238 Infections of skin and subcutaneous tissue	M	0	0	0	0	0	0	0	0	0	0	0	1	1	0	1	2	1	3	0	9	0	9	
	F	0	0	0	0	0	0	0	0	0	0	0	0	0	0	1	0	0	2	1	4	0	4	
	T	0	0	0	0	0	0	0	0	0	0	0	1	1	0	2	2	1	5	1	13	0	13	
239 Other and unspecified diseases of skin and subcutaneous tissue	M	0	0	0	0	0	0	0	0	0	0	0	0	0	0	0	1	2	3	0	6	0	6	
	F	0	0	0	0	0	0	0	0	0	1	0	1	0	0	0	2	1	1	5	11	0	11	
	T	0	0	0	0	0	0	0	0	0	1	0	1	0	0	0	3	3	4	5	17	0	17	
240 Rheumatoid arthritis and related inflammatory polyarthropathies	M	0	0	0	0	0	0	0	0	0	0	1	0	0	0	0	3	2	1	2	9	0	9	
	F	0	0	0	0	0	0	1	0	1	1	0	1	3	3	4	5	2	4	3	28	1	29	
	T	0	0	0	0	0	0	1	0	1	1	1	1	3	3	4	8	4	5	5	37	1	38	
241 Systemic lupus erythematosus	M	0	0	0	0	0	1	0	0	0	0	0	0	0	0	0	0	0	0	0	1	0	1	
	F	0	0	0	1	2	0	0	0	0	2	1	0	1	0	0	0	1	0	0	8	0	8	
	T	0	0	0	1	2	1	0	0	0	2	1	0	1	0	0	0	1	0	0	9	0	9	
242 Other arthropathies and related disorders	M	0	0	0	0	0	1	0	0	0	1	3	0	1	2	4	1	3	1	4	21	2	23	
	F	0	0	0	0	1	1	0	0	1	1	0	3	2	4	5	5	3	4	8	38	0	38	
	T	0	0	0	0	1	2	0	0	1	2	3	3	3	6	9	6	6	5	12	59	2	61	

Table 18

(Continued)

		0-4	5-9	10-14	15-19	20-24	25-29	30-34	35-39	40-44	45-49	50-54	55-59	60-64	65-69	70-74	75-79	80-84	85-89	90+	Res	Non Res	Total
243 Dorsopathies	M	0	0	0	0	0	0	0	0	0	0	0	0	0	0	0	2	0	0	0	2	0	2
	F	0	0	0	0	0	1	0	0	0	0	0	0	0	0	1	0	1	1	2	6	0	6
	T	0	0	0	0	0	1	0	0	0	0	0	0	0	0	1	2	1	1	2	8	0	8
244 Soft tissue disorders	M	0	0	0	0	0	0	0	0	0	0	0	1	0	0	0	1	0	0	1	3	0	3
	F	0	0	0	0	1	0	0	0	0	0	0	0	0	0	0	1	0	0	0	2	0	2
	T	0	0	0	0	1	0	0	0	0	0	0	1	0	0	0	2	0	0	1	5	0	5
245 Osteoporosis	M	0	0	0	0	0	0	0	0	0	0	0	0	0	0	0	1	1	1	1	4	0	4
	F	0	0	0	0	0	0	0	0	0	0	0	0	0	1	0	1	3	7	9	21	0	21
	T	0	0	0	0	0	0	0	0	0	0	0	0	0	1	0	2	4	8	10	25	0	25
246 Other osteopathies, chondropathies and disorders of musculoskeletal system and connective tissue	M	0	0	0	0	0	0	0	0	0	0	0	0	0	0	0	1	0	0	2	3	0	3
	F	0	0	0	0	0	0	0	0	0	0	0	0	0	0	0	1	0	2	0	3	0	3
	T	0	0	0	0	0	0	0	0	0	0	0	0	0	0	0	2	0	2	2	6	0	6
247 Acute and rapidly progressive nephritic syndrome	M	0	0	0	0	0	0	0	0	0	0	0	0	0	1	0	0	0	0	0	1	0	1
	F	0	0	0	0	0	0	0	0	0	0	0	0	0	0	0	0	0	0	0	0	0	0
	T	0	0	0	0	0	0	0	0	0	0	0	0	0	1	0	0	0	0	0	1	0	1
248 Nephrotic syndrome	M	0	0	0	0	0	0	0	0	0	0	0	0	0	0	0	0	0	0	0	0	0	0
	F	0	0	0	0	0	0	0	0	0	0	0	0	0	0	0	0	0	0	0	0	0	0
	T	0	0	0	0	0	0	0	0	0	0	0	0	0	0	0	0	0	0	0	0	0	0
249 Other and unspecified glomerular diseases	M	0	0	0	0	0	0	0	0	0	0	1	0	0	0	0	0	0	1	0	2	0	2
	F	0	0	0	0	0	0	0	0	0	0	0	0	0	0	1	0	2	1	1	5	0	5
	T	0	0	0	0	0	0	0	0	0	0	1	0	0	0	1	0	2	2	1	7	0	7
250 Renal tubulo-interstitial diseases	M	0	1	0	0	0	0	0	0	0	0	0	0	0	0	0	0	2	0	0	3	0	3
	F	0	0	0	1	0	0	0	0	0	0	2	1	0	0	0	1	1	3	1	10	0	10
	T	0	1	0	1	0	0	0	0	0	0	2	1	0	0	0	1	3	3	1	13	0	13
251 Renal failure	M	0	0	0	0	0	0	1	1	2	1	4	1	5	14	15	19	27	34	25	149	2	151
	F	1	0	0	0	0	0	0	0	1	0	0	0	4	2	13	12	24	32	26	115	2	117
	T	1	0	0	0	0	0	1	1	3	1	4	1	9	16	28	31	51	66	51	264	4	268
252 Urolithiasis	M	0	0	0	0	0	0	0	0	0	0	0	0	0	0	1	0	0	0	0	1	0	1
	F	0	0	0	0	0	0	0	0	0	0	0	0	0	0	0	0	0	0	0	0	0	0
	T	0	0	0	0	0	0	0	0	0	0	0	0	0	0	1	0	0	0	0	1	0	1
253 Other and unspecified disorders of kidney	M	0	0	0	0	0	0	0	0	0	0	0	0	0	0	1	0	0	0	0	1	0	1
	F	0	0	0	0	0	0	0	0	0	0	0	0	0	0	0	0	0	0	0	0	0	0
	T	0	0	0	0	0	0	0	0	0	0	0	0	0	0	1	0	0	0	0	1	0	1
254 Urinary tract infection, site not specified	M	0	0	0	0	0	0	0	0	1	0	0	1	0	1	4	4	13	5	7	36	0	36
	F	1	0	0	0	0	0	0	0	2	1	1	0	3	0	2	5	15	13	19	62	0	62
	T	1	0	0	0	0	0	0	0	3	1	1	1	3	1	6	9	28	18	26	98	0	98



Table 18

(Continued)

		0-4	5-9	10-14	15-19	20-24	25-29	30-34	35-39	40-44	45-49	50-54	55-59	60-64	65-69	70-74	75-79	80-84	85-89	90+	Res	Non Res	Total	
267 Hemorrhage of pregnancy and childbirth and placenta previa	M	0	0	0	0	0	0	0	0	0	0	0	0	0	0	0	0	0	0	0	0	0	0	
	F	0	0	0	0	0	0	0	0	0	0	0	0	0	0	0	0	0	0	0	0	0	0	0
	T	0	0	0	0	0	0	0	0	0	0	0	0	0	0	0	0	0	0	0	0	0	0	0
268 Obstetric embolism	M	0	0	0	0	0	0	0	0	0	0	0	0	0	0	0	0	0	0	0	0	0	0	
	F	0	0	0	0	0	0	0	0	0	0	0	0	0	0	0	0	0	0	0	0	0	0	
	T	0	0	0	0	0	0	0	0	0	0	0	0	0	0	0	0	0	0	0	0	0	0	
269 Other complications predominately related to the puerperium	M	0	0	0	0	0	0	0	0	0	0	0	0	0	0	0	0	0	0	0	0	0	0	
	F	0	0	0	0	0	0	0	0	0	0	0	0	0	0	0	0	0	0	0	0	0	0	
	T	0	0	0	0	0	0	0	0	0	0	0	0	0	0	0	0	0	0	0	0	0	0	
270 All other direct obstetric causes	M	0	0	0	0	0	0	0	0	0	0	0	0	0	0	0	0	0	0	0	0	0	0	
	F	0	0	0	0	0	0	0	0	1	0	0	0	0	0	0	0	0	0	0	1	0	1	
	T	0	0	0	0	0	0	0	0	1	0	0	0	0	0	0	0	0	0	0	1	0	1	
271 Obstetric death of unspecified cause	M	0	0	0	0	0	0	0	0	0	0	0	0	0	0	0	0	0	0	0	0	0	0	
	F	0	0	0	0	0	0	0	0	0	0	0	0	0	0	0	0	0	0	0	0	0	0	
	T	0	0	0	0	0	0	0	0	0	0	0	0	0	0	0	0	0	0	0	0	0	0	
272 Other deaths related to pregnancy, childbirth and the puerperium	M	0	0	0	0	0	0	0	0	0	0	0	0	0	0	0	0	0	0	0	0	0	0	
	F	0	0	0	0	0	0	0	0	0	0	0	0	0	0	0	0	0	0	0	0	0	0	
	T	0	0	0	0	0	0	0	0	0	0	0	0	0	0	0	0	0	0	0	0	0	0	
273 Indirect obstetric deaths	M	0	0	0	0	0	0	0	0	0	0	0	0	0	0	0	0	0	0	0	0	0	0	
	F	0	0	0	0	0	1	0	0	0	0	0	0	0	0	0	0	0	0	0	1	0	1	
	T	0	0	0	0	0	1	0	0	0	0	0	0	0	0	0	0	0	0	0	1	0	1	
274 Newborn affected by maternal factors and by complications of pregnancy, labour and delivery	M	32	0	0	0	0	0	0	0	0	0	0	0	0	0	0	0	0	0	0	32	1	33	
	F	23	0	0	0	0	0	0	0	0	0	0	0	0	0	0	0	0	0	0	23	1	24	
	T	55	0	0	0	0	0	0	0	0	0	0	0	0	0	0	0	0	0	0	55	2	57	
275 Disorders related to short gestation and low birth weight, not elsewhere classified	M	15	0	0	0	0	0	0	0	0	0	0	0	0	0	0	0	0	0	15	0	15		
	F	15	0	0	0	0	0	0	0	0	0	0	0	0	0	0	0	0	0	15	1	16		
	T	30	0	0	0	0	0	0	0	0	0	0	0	0	0	0	0	0	0	30	1	31		
276 Birth trauma	M	0	0	0	0	0	0	0	0	0	0	0	0	0	0	0	0	0	0	0	0	0	0	
	F	0	0	0	0	0	0	0	0	0	0	0	0	0	0	0	0	0	0	0	0	0	0	
	T	0	0	0	0	0	0	0	0	0	0	0	0	0	0	0	0	0	0	0	0	0	0	
277 Intrauterine hypoxia and birth asphyxia	M	8	0	0	0	0	0	0	0	0	0	0	0	0	0	0	0	0	0	8	0	8		
	F	5	0	0	0	0	0	0	0	0	0	0	0	0	0	0	0	0	0	5	0	5		
	T	13	0	0	0	0	0	0	0	0	0	0	0	0	0	0	0	0	0	13	0	13		
278 Respiratory distress of newborn	M	5	0	0	0	0	0	0	0	0	0	0	0	0	0	0	0	0	0	5	0	5		
	F	6	0	0	0	0	0	0	0	0	0	0	0	0	0	0	0	0	0	6	0	6		
	T	11	0	0	0	0	0	0	0	0	0	0	0	0	0	0	0	0	0	11	0	11		



Table 18

(Continued)

		0-4	5-9	10-14	15-19	20-24	25-29	30-34	35-39	40-44	45-49	50-54	55-59	60-64	65-69	70-74	75-79	80-84	85-89	90+	Res	Non Res	Total		
279 Other respiratory conditions originating in the perinatal period	M	7	0	0	0	0	0	0	0	0	0	0	0	0	0	0	0	0	0	0	0	7	0	7	
	F	5	0	0	0	0	0	0	0	0	0	0	0	0	0	0	0	0	0	0	0	0	5	0	5
	T	12	0	0	0	0	0	0	0	0	0	0	0	0	0	0	0	0	0	0	0	12	0	12	
280 Infections specific to the perinatal period	M	3	0	0	0	0	0	0	0	0	0	0	0	0	0	0	0	0	0	0	0	3	0	3	
	F	0	0	0	0	0	0	0	0	0	0	0	0	0	0	0	0	0	0	0	0	0	0	0	0
	T	3	0	0	0	0	0	0	0	0	0	0	0	0	0	0	0	0	0	0	0	3	0	3	
281 Other and unspecified conditions originating in the perinatal period	M	17	0	0	0	0	0	0	0	0	0	0	0	0	0	0	0	0	0	0	0	17	2	19	
	F	11	0	0	0	0	0	0	0	0	0	0	0	0	0	0	0	0	0	0	0	11	2	13	
	T	28	0	0	0	0	0	0	0	0	0	0	0	0	0	0	0	0	0	0	0	28	4	32	
282 Anencephaly and similar malformations	M	3	0	0	0	0	0	0	0	0	0	0	0	0	0	0	0	0	0	0	0	3	0	3	
	F	0	0	0	0	0	0	0	0	0	0	0	0	0	0	0	0	0	0	0	0	0	0	0	0
	T	3	0	0	0	0	0	0	0	0	0	0	0	0	0	0	0	0	0	0	0	3	0	3	
283 Spina bifida	M	0	0	0	0	0	0	0	0	0	0	0	0	0	0	0	0	0	0	0	0	0	0	0	0
	F	0	0	0	0	0	0	0	0	0	0	0	0	0	0	0	0	0	0	0	0	0	0	0	0
	T	0	0	0	0	0	0	0	0	0	0	0	0	0	0	0	0	0	0	0	0	0	0	0	0
284 All other congenital malformations of nervous system	M	1	0	0	0	0	0	0	0	0	0	0	0	0	0	0	0	0	0	0	0	1	0	1	
	F	2	0	0	0	0	0	0	1	0	0	0	0	0	0	0	0	0	0	0	0	3	0	3	
	T	3	0	0	0	0	0	0	1	0	0	0	0	0	0	0	0	0	0	0	0	4	0	4	
285 Congenital malformations of heart	M	8	0	0	0	0	1	0	0	0	1	0	1	0	1	0	0	0	0	0	0	12	3	15	
	F	1	0	0	0	0	0	0	0	0	2	0	0	0	0	0	0	0	0	0	0	3	2	5	
	T	9	0	0	0	0	1	0	0	0	3	0	1	0	1	0	0	0	0	0	0	15	5	20	
286 Other congenital malformations of circulatory system	M	3	0	0	0	0	0	0	0	0	0	0	1	0	0	0	0	1	0	0	0	5	0	5	
	F	1	0	0	0	0	0	0	0	0	1	0	0	1	0	1	0	0	0	0	0	4	0	4	
	T	4	0	0	0	0	0	0	0	0	1	0	1	1	0	1	0	1	0	0	0	9	0	9	
287 Congenital malformations of respiratory system	M	2	0	0	0	0	0	0	0	0	0	0	0	0	0	0	0	0	0	0	0	2	0	2	
	F	1	0	0	0	0	0	0	0	0	0	0	0	0	0	0	0	0	0	0	0	1	0	1	
	T	3	0	0	0	0	0	0	0	0	0	0	0	0	0	0	0	0	0	0	0	3	0	3	
288 Other congenital malformations and deformations	M	14	0	0	0	0	0	0	0	1	0	0	0	0	0	0	0	0	0	1	16	0	16		
	F	12	0	0	0	0	0	0	1	2	1	0	0	0	0	1	0	2	0	0	19	1	20		
	T	26	0	0	0	0	0	0	1	3	1	0	0	0	0	1	0	2	0	1	35	1	36		
289 Down's syndrome	M	3	0	0	0	0	0	0	0	1	1	0	0	1	0	0	0	0	0	0	0	6	0	6	
	F	1	0	0	1	0	0	0	0	0	0	0	1	3	0	0	0	0	0	0	0	6	0	6	
	T	4	0	0	1	0	0	0	0	1	1	0	1	4	0	0	0	0	0	0	0	12	0	12	
290 All other chromosomal abnormalities, not elsewhere classified	M	5	0	0	0	0	0	0	0	0	0	0	0	0	0	0	0	0	0	0	0	5	0	5	
	F	3	0	0	0	0	0	0	0	0	0	0	0	0	0	0	0	0	0	0	0	3	0	3	
	T	8	0	0	0	0	0	0	0	0	0	0	0	0	0	0	0	0	0	0	0	8	0	8	

Table 18

(Continued)

		0-4	5-9	10-14	15-19	20-24	25-29	30-34	35-39	40-44	45-49	50-54	55-59	60-64	65-69	70-74	75-79	80-84	85-89	90+	Res	Non Res	Total
291 Senility	M	0	0	0	0	0	0	0	0	0	0	0	0	0	0	0	1	0	0	3	4	0	4
	F	0	0	0	0	0	0	0	0	0	0	0	0	0	0	0	1	3	5	13	22	0	22
	T	0	0	0	0	0	0	0	0	0	0	0	0	0	0	0	2	3	5	16	26	0	26
292 Sudden infant death syndrome	M	15	0	0	0	0	0	0	0	0	0	0	0	0	0	0	0	0	0	0	15	1	16
	F	9	0	0	0	0	0	0	0	0	0	0	0	0	0	0	0	0	0	0	9	0	9
	T	24	0	0	0	0	0	0	0	0	0	0	0	0	0	0	0	0	0	0	24	1	25
293 Other ill-defined and unknown causes of mortality	M	2	0	0	0	1	1	1	3	2	2	2	1	2	1	1	0	2	2	1	24	0	24
	F	3	0	0	0	0	0	2	0	0	1	2	2	2	0	0	0	0	0	4	16	0	16
	T	5	0	0	0	1	1	3	3	2	3	4	3	4	1	1	0	2	2	5	40	0	40
294 All other symptoms, signs and abnormal clinical and laboratory findings, not elsewhere classified	M	1	0	0	0	1	1	0	1	0	1	0	0	0	1	0	1	2	2	2	13	0	13
	F	0	0	0	0	0	0	0	0	1	0	1	0	0	0	1	1	0	2	10	16	0	16
	T	1	0	0	0	1	1	0	1	1	1	1	0	0	1	1	2	2	4	12	29	0	29
295 Railway accidents	M	0	0	0	1	0	0	0	0	0	1	1	0	0	0	0	0	0	0	0	3	0	3
	F	0	0	0	0	0	0	0	0	0	0	0	0	0	0	0	1	0	0	0	1	0	1
	T	0	0	0	1	0	0	0	0	0	1	1	0	0	0	0	1	0	0	0	4	0	4
296 Pedestrian involved in collision with motor vehicle	M	0	0	0	0	1	1	1	0	2	1	2	1	1	0	0	1	0	0	0	11	0	11
	F	1	1	1	0	1	0	0	0	0	2	0	0	0	0	0	1	0	0	0	7	1	8
	T	1	1	1	0	2	1	1	0	2	3	2	1	1	0	0	2	0	0	0	18	1	19
297 Pedalcyclist involved in collision with motor vehicle	M	0	0	0	0	0	0	0	1	1	0	0	0	0	1	0	0	0	0	0	3	0	3
	F	0	0	0	0	0	0	0	1	0	0	0	0	0	0	0	1	0	0	0	2	0	2
	T	0	0	0	0	0	0	0	2	1	0	0	0	0	1	0	1	0	0	0	5	0	5
298 Motorcyclist involved in any accident except collision with railway train	M	0	0	0	2	3	3	0	3	4	1	1	1	0	0	0	0	0	0	0	18	0	18
	F	0	0	0	0	1	0	0	0	0	1	0	0	0	0	0	0	0	1	0	3	0	3
	T	0	0	0	2	4	3	0	3	4	2	1	1	0	0	0	0	0	1	0	21	0	21
299 Motorcyclist involved in collision with railway train	M	0	0	0	0	0	0	0	0	0	0	0	0	0	0	0	0	0	0	0	0	0	0
	F	0	0	0	0	0	0	0	0	0	0	0	0	0	0	0	0	0	0	0	0	0	0
	T	0	0	0	0	0	0	0	0	0	0	0	0	0	0	0	0	0	0	0	0	0	0
300 Other motor vehicle accident involving collision with railway train	M	0	0	0	0	0	0	0	0	0	0	0	1	0	0	0	0	0	0	0	1	0	1
	F	0	0	0	0	0	0	0	0	0	0	0	0	0	0	0	0	0	0	0	0	0	0
	T	0	0	0	0	0	0	0	0	0	0	0	1	0	0	0	0	0	0	0	1	0	1
301 Occupant of motor vehicle involved in collision with other (non-motorized) road vehicle, streetcar, animal or pedestrian	M	0	0	0	0	4	0	1	2	1	0	0	0	0	0	0	0	0	0	0	8	0	8
	F	0	0	0	0	2	0	0	0	1	0	0	0	0	0	0	0	0	0	0	3	0	3
	T	0	0	0	0	6	0	1	2	2	0	0	0	0	0	0	0	0	0	0	11	0	11
302 Occupant of car, pickup truck or van involved in collision with other motor vehicle	M	0	0	0	3	4	4	4	0	0	3	0	2	3	1	0	4	1	0	0	29	5	34
	F	0	0	0	2	1	2	1	0	1	0	0	1	3	1	2	2	0	1	1	18	5	23
	T	0	0	0	5	5	6	5	0	1	3	0	3	6	2	2	6	1	1	1	47	10	57

Table 18

(Continued)

		0-4	5-9	10-14	15-19	20-24	25-29	30-34	35-39	40-44	45-49	50-54	55-59	60-64	65-69	70-74	75-79	80-84	85-89	90+	Res	Non Res	Total	
303 Occupant of heavy transport vehicle or bus involved in collision with other motor vehicle	M	0	0	0	0	0	0	0	0	0	0	1	0	0	1	0	0	0	0	0	2	2	4	
	F	0	0	0	0	0	0	0	0	0	0	0	0	0	0	0	0	0	0	0	0	0	0	0
	T	0	0	0	0	0	0	0	0	0	0	1	0	0	1	0	0	0	0	0	0	2	2	4
304 Occupant of motor vehicle involved in noncollision accident	M	0	0	1	1	6	2	2	1	2	0	1	1	1	1	0	0	0	0	0	19	5	24	
	F	0	0	0	2	1	0	1	1	0	0	0	0	0	0	0	0	0	0	0	5	0	5	
	T	0	0	1	3	7	2	3	2	2	0	1	1	1	1	0	0	0	0	0	24	5	29	
305 Occupant of special-use motor vehicle involved in any accident	M	0	1	0	2	5	2	2	1	0	2	1	0	0	0	0	2	0	0	0	18	0	18	
	F	0	0	0	0	1	0	0	0	0	0	0	0	0	0	0	0	0	0	0	1	0	1	
	T	0	1	0	2	6	2	2	1	0	2	1	0	0	0	0	2	0	0	0	19	0	19	
306 Other and unspecified motor vehicle accidents	M	3	1	3	25	26	17	20	20	10	20	11	15	9	3	3	5	4	0	0	195	22	217	
	F	1	4	2	10	11	6	9	8	3	3	1	1	3	3	5	5	4	3	1	83	10	93	
	T	4	5	5	35	37	23	29	28	13	23	12	16	12	6	8	10	8	3	1	278	32	310	
307 Streetcar accidents	M	0	0	0	0	0	0	0	0	0	0	0	0	0	0	0	0	0	0	0	0	0	0	
	F	0	0	0	0	0	0	0	0	0	0	0	0	0	0	0	0	0	0	0	0	0	0	
	T	0	0	0	0	0	0	0	0	0	0	0	0	0	0	0	0	0	0	0	0	0	0	
308 Other and unspecified land transport accidents	M	0	0	1	1	1	1	1	1	0	0	0	0	0	0	0	0	0	0	0	6	2	8	
	F	0	0	0	0	0	0	0	0	0	0	0	0	0	0	0	0	0	0	0	0	0	0	
	T	0	0	1	1	1	1	1	1	0	0	0	0	0	0	0	0	0	0	0	6	2	8	
309 Water transport accidents	M	0	0	0	1	2	0	1	0	2	1	1	0	0	0	0	1	0	0	0	9	0	9	
	F	0	0	0	0	0	0	0	0	0	0	1	1	0	0	0	0	0	0	0	2	0	2	
	T	0	0	0	1	2	0	1	0	2	1	2	1	0	0	0	1	0	0	0	11	0	11	
310 Air and space transport accidents	M	0	0	0	0	0	0	1	0	0	0	0	2	0	0	0	0	0	0	0	3	5	8	
	F	0	0	0	0	0	0	0	0	0	0	0	0	0	0	0	0	0	0	0	0	1	1	
	T	0	0	0	0	0	0	1	0	0	0	0	2	0	0	0	0	0	0	0	3	6	9	
311 Other and unspecified transport accidents and their sequelae	M	0	0	0	0	0	0	1	0	0	2	1	3	2	0	1	1	0	0	0	11	0	11	
	F	0	0	0	0	0	0	0	0	0	1	0	0	0	0	1	0	0	0	0	2	0	2	
	T	0	0	0	0	0	0	1	0	0	3	1	3	2	0	2	1	0	0	0	13	0	13	
312 Fall on same level	M	0	0	0	0	1	1	3	0	0	1	1	0	1	2	2	4	3	2	1	22	0	22	
	F	0	0	0	0	0	0	0	0	1	0	0	0	0	1	3	1	5	2	3	16	1	17	
	T	0	0	0	0	1	1	3	0	1	1	1	0	1	3	5	5	8	4	4	38	1	39	
313 Fall from one level to another	M	0	0	0	2	2	1	0	1	1	1	6	0	4	4	2	3	0	0	0	27	1	28	
	F	0	0	0	0	1	0	0	0	0	0	0	0	0	1	1	1	5	1	0	10	1	11	
	T	0	0	0	2	3	1	0	1	1	1	6	0	4	5	3	4	5	1	0	37	2	39	
314 Unspecified fall	M	0	0	1	0	0	0	0	2	1	2	1	0	2	1	3	4	7	6	3	33	1	34	
	F	0	0	0	0	0	0	0	0	0	0	1	0	2	1	3	2	0	8	5	22	0	22	
	T	0	0	1	0	0	0	0	2	1	2	2	0	4	2	6	6	7	14	8	55	1	56	

Table 18

(Continued)

		0-4	5-9	10-14	15-19	20-24	25-29	30-34	35-39	40-44	45-49	50-54	55-59	60-64	65-69	70-74	75-79	80-84	85-89	90+	Res	Non Res	Total
315 Accidental discharge of firearms	M	0	0	0	1	0	0	0	0	0	1	0	0	0	0	0	0	0	0	0	2	1	3
	F	0	0	0	0	0	0	0	0	0	0	0	0	0	0	0	0	1	0	0	1	0	1
	T	0	0	0	1	0	0	0	0	0	1	0	0	0	0	0	0	1	0	0	3	1	4
316 Accidental explosion	M	0	0	0	0	0	0	0	0	0	0	0	0	0	0	0	0	0	0	0	0	2	2
	F	0	0	0	0	0	0	0	0	0	0	0	0	0	0	0	0	0	0	0	0	0	0
	T	0	0	0	0	0	0	0	0	0	0	0	0	0	0	0	0	0	0	0	0	2	2
317 Accidental drowning and submersion	M	1	1	0	0	2	1	2	3	0	1	1	1	2	0	0	0	0	0	0	15	2	17
	F	2	0	0	1	0	1	0	0	1	0	0	0	1	0	0	1	0	0	0	7	0	7
	T	3	1	0	1	2	2	2	3	1	1	1	1	3	0	0	1	0	0	0	22	2	24
318 Accidental inhalation and ingestion of food or other objects causing obstruction of respiratory tract	M	0	0	0	1	0	0	0	1	0	1	0	0	1	1	0	5	2	1	1	14	0	14
	F	1	0	0	0	0	0	0	0	0	1	1	0	0	1	1	1	1	5	5	17	0	17
	T	1	0	0	1	0	0	0	1	0	2	1	0	1	2	1	6	3	6	6	31	0	31
319 Other accidental and unspecified threats to breathing	M	2	0	1	0	0	0	1	1	0	1	0	0	0	1	0	0	0	0	0	7	1	8
	F	0	1	0	0	1	0	0	0	0	0	0	0	0	0	0	0	0	0	0	2	0	2
	T	2	1	1	0	1	0	1	1	0	1	0	0	0	1	0	0	0	0	0	9	1	10
320 Accidental exposure to electric current	M	0	0	0	0	0	0	0	1	0	1	0	0	0	0	0	0	0	0	0	2	0	2
	F	0	0	0	0	0	0	0	0	0	0	0	0	0	0	0	0	0	0	0	0	0	0
	T	0	0	0	0	0	0	0	1	0	1	0	0	0	0	0	0	0	0	0	2	0	2
321 Accidental exposure to radiation	M	0	0	0	0	0	0	0	0	0	0	0	0	0	0	0	0	0	0	0	0	0	0
	F	0	0	0	0	0	0	0	0	0	0	0	0	0	0	0	0	0	0	0	0	0	0
	T	0	0	0	0	0	0	0	0	0	0	0	0	0	0	0	0	0	0	0	0	0	0
322 Accidental exposure to smoke, fire and flames	M	0	0	1	1	0	0	1	1	3	3	0	1	2	1	0	0	0	0	1	15	2	17
	F	1	1	0	0	2	0	0	1	1	1	1	1	0	0	1	0	0	0	0	10	0	10
	T	1	1	1	1	2	0	1	2	4	4	1	2	2	1	1	0	0	0	1	25	2	27
323 Accidental contact with heat and hot substances	M	0	0	0	0	0	0	0	0	0	0	1	0	0	0	0	0	0	0	0	1	0	1
	F	0	0	0	0	0	0	0	0	0	0	0	0	0	0	0	0	0	0	0	0	0	0
	T	0	0	0	0	0	0	0	0	0	0	1	0	0	0	0	0	0	0	0	1	0	1
325 Earthquake, volcanic eruption, avalanche, landslide and other earth movements	M	0	0	0	0	0	0	0	0	0	0	0	0	0	0	0	0	0	0	0	0	0	0
	F	0	0	0	0	0	0	0	0	0	0	0	0	0	0	0	0	0	0	0	0	0	0
	T	0	0	0	0	0	0	0	0	0	0	0	0	0	0	0	0	0	0	0	0	0	0
326 Cataclysmic storm and flood	M	0	0	0	0	0	0	0	0	0	0	0	0	0	0	0	0	0	0	0	0	0	0
	F	0	0	0	0	0	0	0	0	0	0	0	0	0	0	0	0	0	0	0	0	0	0
	T	0	0	0	0	0	0	0	0	0	0	0	0	0	0	0	0	0	0	0	0	0	0
327 Accidental poisoning by and exposure to drugs and other biological substances	M	0	0	0	0	0	0	0	0	0	0	2	0	0	0	0	1	0	0	0	3	1	4
	F	0	0	0	0	0	0	0	2	0	0	0	0	1	0	0	0	0	1	0	4	0	4
	T	0	0	0	0	0	0	0	2	0	0	2	0	1	0	0	1	0	1	0	7	1	8

Table 18

(Continued)

		0-4	5-9	10-14	15-19	20-24	25-29	30-34	35-39	40-44	45-49	50-54	55-59	60-64	65-69	70-74	75-79	80-84	85-89	90+	Res	Non Res	Total	
328 Accidental poisoning by and exposure to other and unspecified solid or liquid substances	M	0	0	0	0	0	0	0	0	0	0	0	0	0	1	0	0	2	0	0	3	0	3	
	F	0	0	0	0	0	0	0	0	0	0	0	0	0	0	0	0	0	0	0	0	0	0	0
	T	0	0	0	0	0	0	0	0	0	0	0	0	0	1	0	0	2	0	0	3	0	3	
329 Accidental poisoning by and exposure to other gases and vapors	M	0	0	0	0	0	1	0	1	0	0	0	0	0	0	0	0	0	0	0	2	0	2	
	F	0	0	0	0	0	0	0	0	0	0	1	0	0	0	0	0	0	0	0	1	0	1	
	T	0	0	0	0	0	1	0	1	0	0	1	0	0	0	0	0	0	0	0	3	0	3	
330 All other and unspecified accidents and their sequelae	M	1	3	2	3	3	8	2	1	3	5	9	7	5	3	3	11	9	15	10	103	2	105	
	F	1	0	1	1	1	0	1	1	1	0	3	2	1	2	2	2	5	15	26	65	1	66	
	T	2	3	3	4	4	8	3	2	4	5	12	9	6	5	5	13	14	30	36	168	3	171	
331 Intentional self-poisoning (suicide) by and exposure to drugs and other biological substances	M	0	0	0	1	1	4	1	3	7	8	7	7	0	2	3	0	2	0	0	46	2	48	
	F	0	0	0	2	0	1	5	5	6	5	7	3	2	1	1	0	0	0	0	38	0	38	
	T	0	0	0	3	1	5	6	8	13	13	14	10	2	3	4	0	2	0	0	84	2	86	
332 Intentional self-poisoning (suicide) by and exposure to other and unspecified solid or liquid substances and their vapors	M	0	0	0	0	0	0	0	2	1	0	0	0	0	0	0	0	0	0	0	3	0	3	
	F	0	0	0	0	0	0	0	0	0	0	0	0	0	0	0	0	0	0	0	0	0	0	
	T	0	0	0	0	0	0	0	2	1	0	0	0	0	0	0	0	0	0	0	3	0	3	
333 Intentional self-poisoning (suicide) by and exposure to other gases and vapors	M	0	0	0	2	3	2	4	12	4	6	1	1	2	2	1	1	1	0	0	42	2	44	
	F	0	0	0	0	0	1	1	0	2	3	3	0	0	0	0	0	1	0	0	11	0	11	
	T	0	0	0	2	3	3	5	12	6	9	4	1	2	2	1	1	2	0	0	53	2	55	
334 Intentional self-harm (suicide) by hanging, strangulation and suffocation	M	0	0	2	15	22	15	6	15	16	14	8	3	3	3	2	3	1	2	0	130	4	134	
	F	0	0	5	8	5	3	1	1	5	3	2	1	0	1	0	0	1	0	0	36	0	36	
	T	0	0	7	23	27	18	7	16	21	17	10	4	3	4	2	3	2	2	0	166	4	170	
335 Intentional self-harm (suicide) by discharge of firearms	M	0	0	0	2	5	2	3	9	4	3	5	3	8	3	4	3	1	0	0	55	1	56	
	F	0	0	0	0	2	0	1	0	1	0	0	1	1	0	0	1	0	0	0	7	0	7	
	T	0	0	0	2	7	2	4	9	5	3	5	4	9	3	4	4	1	0	0	62	1	63	
336 Intentional self-harm (suicide) by jumping from a high place	M	0	0	0	0	0	0	2	0	2	1	1	1	0	0	0	0	0	0	0	7	1	8	
	F	0	0	0	0	0	1	1	0	2	2	0	0	2	1	0	1	0	0	0	10	0	10	
	T	0	0	0	0	0	1	3	0	4	3	1	1	2	1	0	1	0	0	0	17	1	18	
337 Intentional self-harm (suicide) by all other and unspecified means and their sequelae	M	0	0	1	0	1	2	3	0	4	0	1	1	1	1	0	0	0	1	0	16	1	17	
	F	0	0	0	0	0	0	0	1	0	0	0	0	0	0	0	1	0	1	0	3	1	4	
	T	0	0	1	0	1	2	3	1	4	0	1	1	1	1	0	1	0	2	0	19	2	21	
338 Assault (homicide) by drugs, biological substances and other and unspecified noxious substances	M	0	0	0	0	0	0	0	0	0	0	0	0	0	0	0	0	0	0	0	0	0	0	
	F	0	0	0	0	0	0	0	0	0	0	0	0	1	0	0	0	0	0	0	1	0	1	
	T	0	0	0	0	0	0	0	0	0	0	0	0	1	0	0	0	0	0	0	1	0	1	
339 Assault (homicide) by hanging, strangulation and suffocation	M	1	0	0	0	0	0	0	0	0	0	0	0	0	0	0	0	0	0	0	1	0	1	
	F	0	0	0	0	0	1	0	0	1	0	0	0	0	0	0	0	0	0	0	2	0	2	
	T	1	0	0	0	0	1	0	0	1	0	0	0	0	0	0	0	0	0	0	3	0	3	

Table 18  
(Continued)

		0-4	5-9	10-14	15-19	20-24	25-29	30-34	35-39	40-44	45-49	50-54	55-59	60-64	65-69	70-74	75-79	80-84	85-89	90+	Res	Non Res	Total	
340 Assault (homicide) by discharge of firearms	M	0	0	0	4	7	10	3	0	1	0	0	0	2	0	0	0	0	0	0	27	0	27	
	F	0	0	0	2	0	0	0	0	0	0	1	0	0	0	0	0	0	0	0	0	3	0	3
	T	0	0	0	6	7	10	3	0	1	0	1	0	2	0	0	0	0	0	0	0	30	0	30
341 Assault (homicide) by sharp object	M	0	0	0	4	10	3	5	2	5	2	0	2	0	0	0	0	0	0	0	33	0	33	
	F	0	0	0	1	0	0	2	0	1	0	1	1	0	0	0	0	0	0	0	0	6	0	6
	T	0	0	0	5	10	3	7	2	6	2	1	3	0	0	0	0	0	0	0	0	39	0	39
342 Assault (homicide) by blunt object	M	0	0	0	0	0	0	0	0	0	1	0	0	0	0	0	0	0	0	0	1	0	1	
	F	0	0	1	0	0	0	0	0	0	0	0	1	0	0	0	0	0	0	0	0	2	0	2
	T	0	0	1	0	0	0	0	0	0	1	0	1	0	0	0	0	0	0	0	0	3	0	3
343 Assault (homicide) by bodily force	M	0	0	0	0	1	0	1	1	0	0	0	0	0	0	0	0	0	0	0	3	0	3	
	F	0	0	0	0	0	0	0	0	0	0	0	0	0	0	0	0	0	0	0	0	0	0	0
	T	0	0	0	0	1	0	1	1	0	0	0	0	0	0	0	0	0	0	0	0	3	0	3
344 Sexual assault (homicide) by bodily force	M	0	0	0	0	0	0	0	0	0	0	0	0	0	0	0	0	0	0	0	0	0	0	0
	F	0	0	0	0	0	0	0	0	0	0	0	0	0	0	0	0	0	0	0	0	0	0	0
	T	0	0	0	0	0	0	0	0	0	0	0	0	0	0	0	0	0	0	0	0	0	0	0
345 Neglect, abandonment and other maltreatment syndromes	M	0	0	0	0	0	0	0	0	0	0	0	0	0	0	0	0	0	0	0	0	0	0	0
	F	0	0	0	0	0	0	0	0	0	0	0	0	0	0	0	0	0	0	0	0	0	0	0
	T	0	0	0	0	0	0	0	0	0	0	0	0	0	0	0	0	0	0	0	0	0	0	0
346 Assault (homicide) by all other and unspecified means and their sequelae	M	1	0	0	1	1	3	0	3	3	3	2	1	0	1	0	0	0	0	0	19	1	20	
	F	1	0	0	0	0	1	1	0	0	0	0	0	0	0	2	1	0	0	0	6	0	6	
	T	2	0	0	1	1	4	1	3	3	3	2	1	0	1	2	1	0	0	0	25	1	26	
347 Poisoning by and exposure to drugs and biological substances, undetermined intent	M	0	0	2	1	8	14	18	18	32	17	20	8	4	3	2	2	0	0	1	150	4	154	
	F	0	0	0	1	3	1	11	10	6	22	7	9	4	3	2	0	0	0	0	79	1	80	
	T	0	0	2	2	11	15	29	28	38	39	27	17	8	6	4	2	0	0	1	229	5	234	
348 Poisoning by and exposure to other and unspecified solid or liquid substance, undetermined intent	M	0	0	0	0	0	1	1	3	7	2	4	1	1	0	0	0	0	0	0	20	0	20	
	F	0	0	0	0	0	1	0	1	0	0	0	0	0	1	0	0	0	0	0	3	0	3	
	T	0	0	0	0	0	2	1	4	7	2	4	1	1	1	0	0	0	0	0	23	0	23	
349 Poisoning by and exposure to other gases and vapors, undetermined intent	M	0	0	0	0	0	1	1	0	1	0	1	0	2	0	0	0	0	0	0	6	0	6	
	F	0	0	0	0	0	0	0	0	0	1	0	0	0	0	0	0	0	0	0	1	0	1	
	T	0	0	0	0	0	1	1	0	1	1	1	0	2	0	0	0	0	0	0	7	0	7	
350 Discharge of firearms, undetermined intent	M	0	0	0	0	0	0	0	0	0	0	0	0	0	0	0	0	0	0	0	0	0	0	0
	F	0	0	0	1	0	0	0	0	0	0	0	0	0	0	0	0	0	0	0	1	0	1	
	T	0	0	0	1	0	0	0	0	0	0	0	0	0	0	0	0	0	0	0	1	0	1	
351 Falling, jumping or pushed from a high place, undetermined intent	M	0	0	0	0	1	0	0	0	0	0	0	0	0	0	0	0	0	0	0	1	0	1	
	F	0	0	0	0	0	0	0	0	0	0	0	0	0	0	0	0	0	0	0	0	0	0	0
	T	0	0	0	0	1	0	0	0	0	0	0	0	0	0	0	0	0	0	0	1	0	1	

Table 18

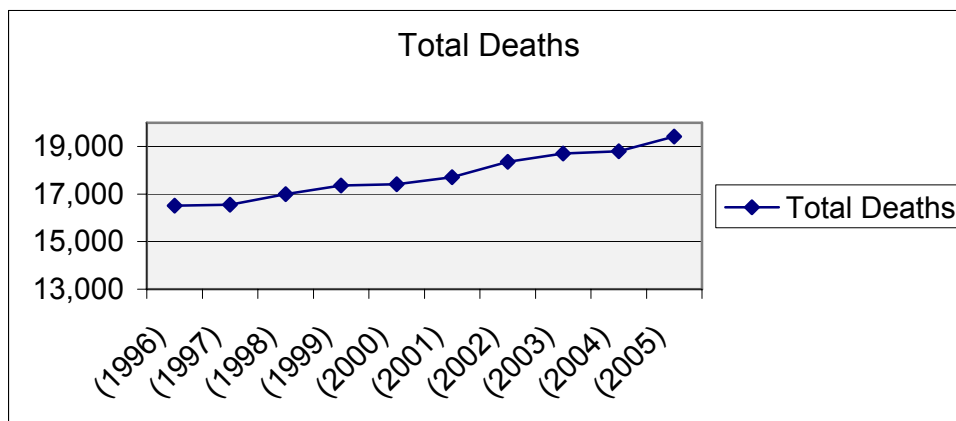
(Continued)

		0-4	5-9	10-14	15-19	20-24	25-29	30-34	35-39	40-44	45-49	50-54	55-59	60-64	65-69	70-74	75-79	80-84	85-89	90+	Res	Non Res	Total	
352 All other and unspecified events of undetermined intent and their sequelae	M	0	1	0	2	0	1	2	1	1	0	2	1	0	0	0	0	0	0	1	12	1	13	
	F	0	0	0	2	2	0	0	0	0	0	0	1	0	0	0	0	0	0	0	0	5	0	5
	T	0	1	0	4	2	1	2	1	1	0	2	2	0	0	0	0	0	0	0	1	17	1	18
353 Legal execution	M	0	0	0	0	0	0	0	0	0	0	0	0	0	0	0	0	0	0	0	0	0	0	0
	F	0	0	0	0	0	0	0	0	0	0	0	0	0	0	0	0	0	0	0	0	0	0	0
	T	0	0	0	0	0	0	0	0	0	0	0	0	0	0	0	0	0	0	0	0	0	0	0
354 Other legal intervention and their sequelae	M	0	0	0	0	0	1	0	0	0	0	0	0	0	0	0	0	0	0	0	0	1	0	1
	F	0	0	0	0	0	0	0	0	0	0	0	0	0	0	0	0	0	0	0	0	0	0	0
	T	0	0	0	0	0	1	0	0	0	0	0	0	0	0	0	0	0	0	0	0	1	0	1
355 Operations of war and their sequelae	M	0	0	0	0	0	0	0	0	0	0	0	0	0	0	0	0	0	0	0	0	0	0	0
	F	0	0	0	0	0	0	0	0	0	0	0	0	0	0	0	0	0	0	0	0	0	0	0
	T	0	0	0	0	0	0	0	0	0	0	0	0	0	0	0	0	0	0	0	0	0	0	0
356 Drugs, medicaments and biological substances causing adverse effects in therapeutic use, and their sequelae	M	0	0	0	0	0	0	0	0	0	0	0	0	0	0	0	0	0	0	0	0	0	0	0
	F	0	0	0	0	0	0	0	0	0	0	0	0	0	0	0	0	0	1	0	1	0	1	1
	T	0	0	0	0	0	0	0	0	0	0	0	0	0	0	0	0	0	1	0	1	0	1	1
357 Misadventures to patients during medical and surgical care and their sequelae	M	0	0	0	0	0	0	0	0	0	0	0	0	0	0	1	0	0	0	0	1	0	1	1
	F	0	0	0	0	0	0	0	0	0	0	0	0	0	0	0	0	0	0	0	0	0	0	0
	T	0	0	0	0	0	0	0	0	0	0	0	0	0	0	1	0	0	0	0	1	0	1	1
358 Other complications of medical and surgical care and their sequelae	M	0	1	0	0	0	0	0	0	0	1	0	0	1	4	0	1	3	2	0	13	0	13	13
	F	0	0	0	1	0	0	0	0	0	0	0	1	4	0	0	3	4	1	2	16	1	17	17
	T	0	1	0	1	0	0	0	0	0	1	0	1	5	4	0	4	7	3	2	29	1	30	30
Other	M	8	1	1	0	2	2	2	1	0	2	3	5	4	1	0	2	3	0	2	39	4	43	43
	F	2	0	1	1	0	2	1	1	2	1	2	6	2	2	2	6	4	4	3	42	0	42	42
	T	10	1	2	1	2	4	3	2	2	3	5	11	6	3	2	8	7	4	5	81	4	85	85
Total	M	187	19	21	91	143	133	142	178	256	370	456	615	654	824	1069	1414	1472	1166	840	10050	212	10262	10262
	F	133	12	17	47	53	38	69	92	132	256	280	351	435	530	801	1025	1370	1527	1853	9021	138	9159	9159
	T	320	31	38	138	196	171	211	270	388	626	736	966	1089	1354	1870	2439	2842	2693	2693	19071	350	19421	19421

Table 19

Alberta Deaths - Ten Year Comparison

Year	Total Deaths
(1996)	16,512
(1997)	16,550
(1998)	16,997
(1999)	17,361
(2000)	17,417
(2001)	17,706
(2002)	18,356
(2003)	18,705
(2004)	18,800
(2005)	19,421






## Table 20

## Deaths

## Leading Causes of Death, 2005

	Ranking	Total Deaths
All other forms of chronic ischemic heart disease	1	1742
Malignant neoplasms of trachea, bronchus and lung	2	1309
Acute myocardial infarction	3	1270
Other chronic obstructive pulmonary disease	4	762
Stroke, not specified as hemorrhage or infarction	5	742
Atherosclerotic cardiovascular disease, so described	6	643
Diabetes mellitus	7	472
Organic dementia	8	458
Other malignant neoplasms of other and unspecified sites	9	419
Malignant neoplasms of colon	10	412
Malignant neoplasm of breast	11	394
Pneumonia due to other or unspecified organisms	12	366
Malignant neoplasms of prostate	13	341
Alzheimer's disease	14	337
Other and unspecified motor vehicle accidents	15	310
Atherosclerosis	16	291
Malignant neoplasms of pancreas	17	287
Congestive heart failure	18	277
Renal failure	19	268
Poisoning by and exposure to drugs and biological substances, undetermined intent	20	234
Conduction disorders and cardiac dysrhythmias	21	206
All other diseases of nervous system	22	200
Non-Hodgkin's lymphoma	23	198
Vascular disorders and obstruction of intestine without hernia	24	181
Other cerebrovascular diseases and their sequelae	25	179
Intracerebral and other intracranial hemorrhage	26	177
All other diseases of respiratory system	27	172
All other and unspecified accidents and their sequelae	28	171
Intentional self-harm (suicide) by hanging, strangulation and suffocation	29	170
Pneumonitis due to food and vomit	30	161

# *Infant Death Related Statistics*



**Table 21**  
**Infant Deaths**  
**Cause by Gender and Age, 2005**

		<7	7d-28d	29d-365d	Resid	Non Res	Total
Acute bronchitis and bronchiolitis	M	0	0	1	1	0	1
	F	0	0	0	0	0	0
	T	0	0	1	1	0	1
All other diseases of respiratory system	M	0	1	0	0	1	1
	F	0	0	1	1	0	1
	T	0	1	1	1	1	2
Bacterial pneumonia	M	0	0	0	0	0	0
	F	0	0	1	1	0	1
	T	0	0	1	1	0	1
Benign neoplasms of other and unspecified sites	M	0	0	0	0	0	0
	F	0	1	0	1	0	1
	T	0	1	0	1	0	1
Cardiomyopathy	M	0	0	1	1	0	1
	F	0	0	0	0	0	0
	T	0	0	1	1	0	1
Diseases of peritoneum	M	0	0	0	0	0	0
	F	1	0	0	0	1	1
	T	1	0	0	0	1	1
Hernia	M	0	0	0	0	0	0
	F	0	0	1	1	0	1
	T	0	0	1	1	0	1
Intestinal infections due to other specified organisms	M	0	0	1	1	0	1
	F	0	0	0	0	0	0
	T	0	0	1	1	0	1
Other cerebrovascular diseases and their sequelae	M	0	0	0	0	0	0
	F	0	1	1	2	0	2
	T	0	1	1	2	0	2
Other diseases of intestines and peritoneum	M	0	0	2	2	0	2
	F	0	0	1	1	0	1
	T	0	0	3	3	0	3
Other diseases of liver	M	1	0	0	1	0	1
	F	0	0	0	0	0	0
	T	1	0	0	1	0	1
Pneumonia due to other or unspecified organisms	M	0	0	1	1	0	1
	F	0	0	0	0	0	0

Table 21  
continued

		<7	7d-28d	29d-365d	Resid	Non Res	Total
Renal failure	M	0	0	1	0	1	1
	F	0	0	1	1	0	1
	T	0	0	2	1	1	2
Septicemia	M	0	0	2	2	0	2
	F	0	0	2	2	0	2
	T	0	0	4	4	0	4
Unspecified human immunodeficiency virus (HIV) disease	M	0	0	0	0	0	0
	F	0	0	1	1	0	1
	T	0	0	1	1	0	1
Vascular disorders and obstruction of intestine without hernia	M	1	0	0	1	0	1
	F	0	0	0	0	0	0
	T	1	0	0	1	0	1
Accidental drowning and submersion	M	0	0	0	0	0	0
	F	0	0	1	1	0	1
	T	0	0	1	1	0	1
All other chromosomal abnormalities, not elsewhere classified	M	3	0	2	5	0	5
	F	3	0	0	3	0	3
	T	6	0	2	8	0	8
All other congenital malformations of nervous system	M	1	0	0	1	0	1
	F	1	0	1	2	0	2
	T	2	0	1	3	0	3
All other diseases of nervous system	M	1	0	1	2	0	2
	F	0	0	3	3	0	3
	T	1	0	4	5	0	5
Anencephaly and similar malformations	M	3	0	0	3	0	3
	F	0	0	0	0	0	0
	T	3	0	0	3	0	3
Assault (homicide) by hanging, strangulation and suffocation	M	1	0	0	1	0	1
	F	0	0	0	0	0	0
	T	1	0	0	1	0	1
Congenital malformations of heart	M	4	2	4	8	2	10
	F	0	1	1	1	1	2
	T	4	3	5	9	3	12
Congenital malformations of respiratory system	M	2	0	0	2	0	2
	F	1	0	0	1	0	1
	T	3	0	0	3	0	3

Table 21  
continued

		<7	7d-28d	29d-365d	Resid	Non Res	Total
Disorders related to short gestation and low birth weight, not elsewhere classified	M	15	0	0	15	0	15
	F	16	0	0	15	1	16
	T	31	0	0	30	1	31
Down's syndrome	M	2	0	1	3	0	3
	F	1	0	0	1	0	1
	T	3	0	1	4	0	4
Hemolytic anemias	M	0	0	0	0	0	0
	F	1	0	0	1	0	1
	T	1	0	0	1	0	1
Infections specific to the perinatal period	M	1	1	1	3	0	3
	F	0	0	0	0	0	0
	T	1	1	1	3	0	3
Intrauterine hypoxia and birth asphyxia	M	7	1	0	8	0	8
	F	4	0	1	5	0	5
	T	11	1	1	13	0	13
Meningitis	M	0	2	0	2	0	2
	F	0	2	0	2	0	2
	T	0	4	0	4	0	4
Newborn affected by maternal factors and by complications of pregnancy, labour and delivery	M	33	0	0	32	1	33
	F	24	0	0	23	1	24
	T	57	0	0	55	2	57
Other accidental and unspecified threats to breathing	M	0	0	1	1	0	1
	F	0	0	0	0	0	0
	T	0	0	1	1	0	1
Other and unspecified conditions originating in the perinatal period	M	13	4	2	17	2	19
	F	8	5	0	11	2	13
	T	21	9	2	28	4	32
Other congenital malformations and deformations	M	8	1	2	11	0	11
	F	10	1	2	12	1	13
	T	18	2	4	23	1	24
Other congenital malformations of circulatory system	M	1	1	0	2	0	2
	F	0	1	0	1	0	1
	T	1	2	0	3	0	3
Other diseases of blood and blood-forming organs	M	0	1	0	1	0	1
	F	0	0	0	0	0	0
	T	0	1	0	1	0	1

Table 21  
continued

		<7	7d-28d	29d-365d	Resid	Non Res	Total
Other ill-defined and unknown causes of mortality	M	0	0	2	2	0	2
	F	0	1	1	2	0	2
	T	0	1	3	4	0	4
Other metabolic disorders	M	1	0	1	2	0	2
	F	1	0	1	2	0	2
	T	2	0	2	4	0	4
Other respiratory conditions originating in the perinatal period	M	1	3	3	7	0	7
	F	3	2	0	5	0	5
	T	4	5	3	12	0	12
Respiratory distress of newborn	M	3	2	0	5	0	5
	F	5	1	0	6	0	6
	T	8	3	0	11	0	11
Sudden infant death syndrome	M	0	3	13	15	1	16
	F	1	0	8	9	0	9
	T	1	3	21	24	1	25
NS	M	0	0	3	3	0	3
	F	0	0	1	1	0	1
	T	0	0	4	4	0	4
Total	M	102	22	45	161	8	169
	F	80	16	29	118	7	125
	T	182	38	74	279	15	294

Table 22

Infant Deaths - Ten Year Comparison

Year	Total Infant Deaths
(1996)	237
(1997)	193
(1998)	213
(1999)	241
(2000)	257
(2001)	235
(2002)	297
(2003)	284
(2004)	243
(2005)	294

