

Evaluation Report 107



Hol-Dem 58A Electric Fence Controller

A Co-operative Program Between



HOL-DEM 58A ELECTRIC FENCE CONTROLLER

MANUFACTURER:

Electric Service Systems
1800 West 94th Street
Minneapolis, Minnesota 55431
U.S.A.

RETAIL OUTLETS:

Macleods Stores and other retail outlets in the prairie provinces

RETAIL PRICE:

\$63.46 (August, 1979, f.o.b. Humboldt)

SUMMARY AND CONCLUSIONS

The Hol-Dem 58A electric fence controller was suitable for use over a wide range of fence conditions.

Peak voltage output on a 5.4 km (3.3 mi) single wire fence varied from 2900 V for a well-insulated, grass-free, dry fence to 1040 V for an uninsulated, grass-grown, wet fence. For most normal fence conditions, output was above the 2000 V minimum guard voltage recommended for long-haired animals, while for extreme conditions it was above the 700 V minimum needed for short-haired animals. For most fence conditions, the Hol-Dem 58A could be used without wire insulators on this fence length.

Peak voltage output on a 16 km (10 mi) single wire fence varied from 1320 V for a well-insulated, grass-free, dry fence to 675 V for an uninsulated, grass-grown, wet fence. Plant growth touching an insulated, dry fence did not appreciably reduce voltage output.

Peak current flow through a cow touching well-insulated 5.4 and 16 km (3.3 and 10 mi) single wire fences varied from 2.1 to 1.4 A for a cow standing in water and from 0.60 to 0.30 A for a normally-grounded cow. The high peak current output indicated that the Hol-Dem 58A generated quite an intense shock and was suitable for fairly long fences or poorly insulated fences.

Total charge delivered by the Hol-Dem 58A varied from 0.12 to 0.20 mC. This was within accepted safety limits for cattle or humans.

The Hol-Dem 58A was suitable for cold weather use on feeding fences. Peak voltage output at -37°C on a 5.4 km (3.3 mi) single wire fence was about 1830 V, 37% lower than its output at room temperature.

No durability problems occurred during testing.

RECOMMENDATIONS

It is recommended that the manufacturer consider:

1. Modifications to permit field replacement of indicator light bulbs.

Chief Engineer -- E. O. Nyborg

Senior Engineer -- L. G. Smith

Technical Officer -- J. M. Williams

THE MANUFACTURER STATES THAT

With regard to recommendation number:

1. The long life neon bulbs installed in the fence controller will continue to operate for 8 to 10 years of uninterrupted service; therefore, replacements by the consumer are not required.

GENERAL DESCRIPTION

The Hol-Dem 58A electric fence controller is designed for 115 V AC operation and is equipped with a cord and plug for connection to a standard electrical receptacle. It is meant to be mounted in a suitable weather-proof enclosure.

The Hol-Dem 58A contains solid-state electronics, with no moving parts. Lights are provided to indicate operation and shock intensity.

The controller was CSA approved.

Detailed specifications are given in APPENDIX I.

SCOPE OF TEST

The performance characteristics of the Hol-Dem 58A were determined in the laboratory for a range of simulated fence conditions.* It was evaluated for ease of operation, quality of work, safety and suitability of the instruction manual.

RESULTS AND DISCUSSION

EASE OF OPERATION

Installation: The Hol-Dem 58A is equipped with a three wire cord and plug for connection to a standard, grounded, 115 V AC receptacle. The manufacturer recommends that the controller be located in a dry building or suitable shelter to protect it from adverse weather.

The controller is connected to the fence with a length of insulated wire. In addition, a suitable ground rod has to be installed and connected to the controller. Depending on ground conditions, a 2 to 3 m ground rod length may be needed.

Fence Condition: The manufacturer recommends that the Hol-Dem 58A be used only on insulated fences. If the fence is properly insulated, the controller is designed to operate effectively with a certain amount of plant growth touching the charged wire.

The manufacturer recommends that for cattle fences, in areas with normal ground conditions, a single charged wire fence erected about two-thirds of animal height above ground provides a suitable fence. For very dry or frozen soil, which provide poor ground conditions, a two-wire fence, with one charged wire and one ground wire, may be necessary.

Operation: The Hol-Dem 58A is equipped with two indicator lights. One light indicates that the controller is operating, while a second light indicates that a charge is being supplied to the fence. When this light flashes normally, it indicates that the fence is properly charged. Conversely, if this light is very dim, it indicates that insufficient charge is being placed on the fence, which may be the result of too long a fence or poor insulation.

The controller was sealed from the factory and indicator lights could not be replaced without factory servicing. Although, for safety reasons, factory sealing is necessary for power line-operated fences, it is recommended that the manufacturer consider modifications to permit indicator light bulb replacement without chassis disassembly.

QUALITY OF WORK

General: Operation of an electric fence controller is quite complex. To be effective, an electric fence has to deliver a minimum guard voltage to overcome the insulation resistance of the hide and hair of an animal. In addition, once the insulation resistance of the animal is overcome, the controller must deliver a pulse of electrical energy to the animal to create a shock. The

*PAMI T7850, Detailed Test Procedures for Electric Fence Controllers.

amount of energy (charge) delivered is related to the current flow and its duration. If too much energy is delivered, the fence will be hazardous to both animals and humans while if not enough energy is delivered, animal control will be ineffective. For safety reasons, the total electrical charge in each pulse of power line-operated controllers should not exceed 1 mC if it has an on-time less than 14.2 ms. For an on-time of 200 ms, 4 mC is the allowable total electrical charge. Electrical regulations do not apply to battery-operated controllers.

Little is known about the physiological effect of shock pulses on animals. In general, the following guidelines are used in assessing fencer performance: the minimum guard voltage needed to overcome animal insulation resistance should be at least 2000 V for sheep and for long-haired cattle, such as Herefords or Charolais. For shorter haired animals, such as most dairy cows, a minimum guard voltage of 700 V is sufficient. The shape of the current pulse affects what the animal feels when it touches an electrical fence, but little reliable information is available. It has been found that shock intensity is more related to the peak current value in a pulse than to the total value of the electrical charge.

Fence conditions determine the guard voltage produced by a fence controller and limit the amount of charge which a controller is capable of delivering to an animal. The insulation resistance of a 1.6 km single wire fence typically varies from about 1 kΩ for an uninsulated, grass-grown, wet fence to well above 500 kΩ for a well-insulated, grass-free, dry fence. The higher the fence insulation resistance, the greater is the length of fence on which a certain controller can be effectively used. To receive a shock from a single wire electrified fence, an animal must be sufficiently grounded to permit current to flow from the fence, through the animal. Typical electrical resistances of cattle vary from about 0.5 kΩ for a cow standing in water and licking a charged wire to about 4 kΩ for typical ground conditions. If ground conditions are too poor, animal resistance to ground is so great that no shock occurs.

Peak Voltage Output: FIGURES 1 and 2 show peak voltage outputs of the Hol-Dem 58A for 5.4 and 16 km lengths of single wire fence over a range of insulation resistances. On a 5.4 km fence (FIGURE 1), peak voltage output varied from 2900 V for a well-insulated, grass-free, dry fence to 1040 V for an uninsulated, wet fence with considerable grass touching the charged wire. The voltage output was above the 700 V minimum guard voltage needed for short-haired animals, for all fence conditions, while it was above the 2000 V minimum guard voltage needed for long-haired animals for fence insulation values greater than 2 kΩ. From FIGURE 1, it can be seen that the Hol-Dem 58A can be satisfactorily used on this length of fence, without wire insulators, in most conditions.

On a 16 km fence (FIGURE 2), peak voltage output ranged from 1320 V for a well-insulated, grass-free, dry fence to 675 V for an uninsulated, grass-grown, wet fence. Voltage output was below the 2000 V minimum required for long-haired animals, but was above the 700 V minimum required for short-haired animals, for most fence conditions.

As can be seen from both FIGURES 1 and 2, plant growth touching an insulated, dry fence did not appreciably reduce the voltage output. The Hol-Dem 58A can be expected to operate well over a wide range of fence conditions.

Electrical Charge: FIGURES 3 to 6 show the current output of the Hol-Dem 58A when a cow touches 5.4 and 16 km lengths of well-insulated, single wire, fence. FIGURES 3 and 4 are for an animal resistance of 0.5 kΩ, which represent the most extreme condition of a cow standing in water and licking the charged wire, while FIGURES 5 and 6 are for an animal resistance of 4 kΩ, representing more normal ground conditions. The shock intensity is related to the peak current in the pulse; the higher the peak current, the more intense will be the shock. For safety reasons, total charge should not exceed 1 mC.

The peak current delivered by the Hol-Dem 58A varied from 2.1 A for a well-grounded cow touching the 5.4 km fence to 0.30 A for a normally-grounded cow touching the 16 km fence. The total

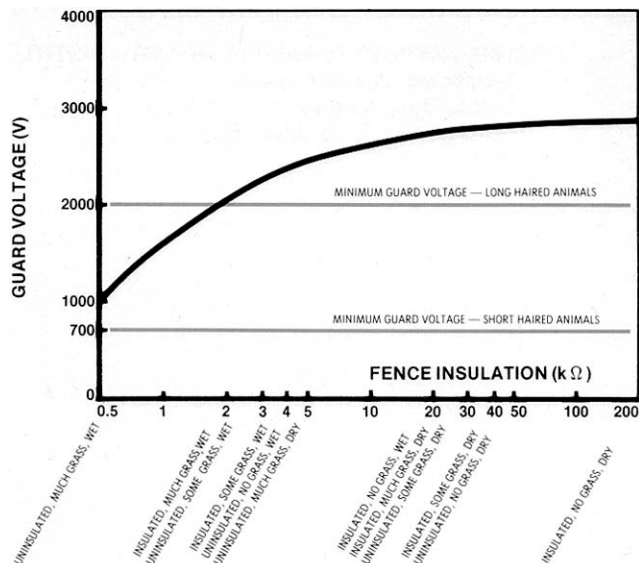


FIGURE 1. Guard Voltage Produced on a 5.4 km Single Wire Fence.

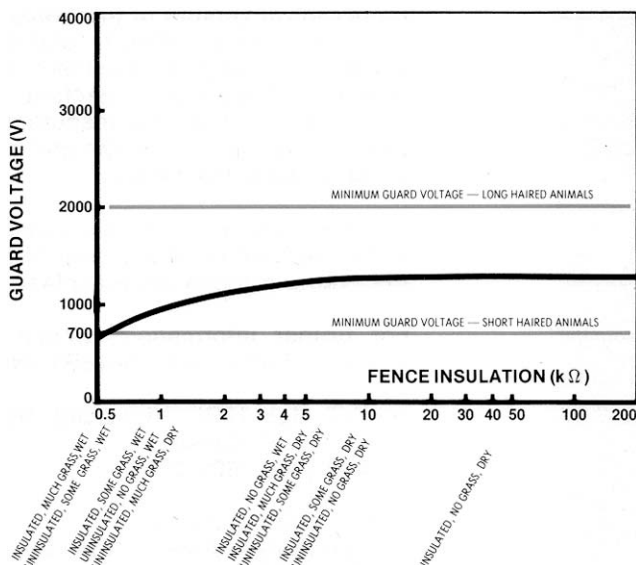


FIGURE 2. Guard Voltage Produced on a 16 km Single Wire Fence.

charge delivered to the cow was within the accepted safety limits, varying from 0.12 to 0.20 mC. The Hol-Dem 58A gave quite an intense shock and was suitable for fairly long fence lengths or poorly insulated fences.

About 57 charge pulses per minute were delivered. The number of pulses did not vary with fencer load, however, the on-time was affected by load. On-time varied from about 0.3 to 1.8 ms.

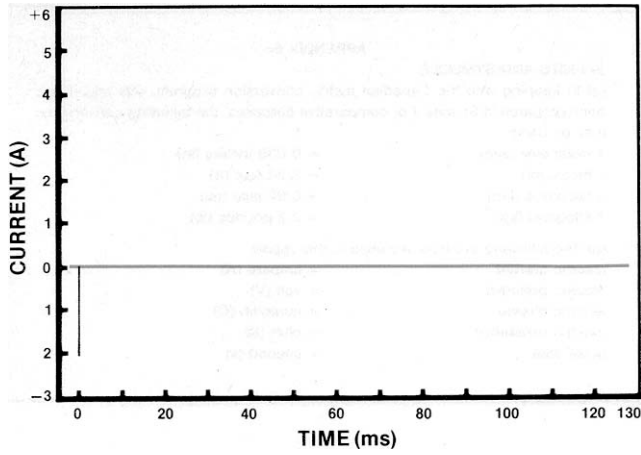


FIGURE 3. Current Delivered to a Well-Grounded Cow Touching a 5.4 km Well Insulated Fence.

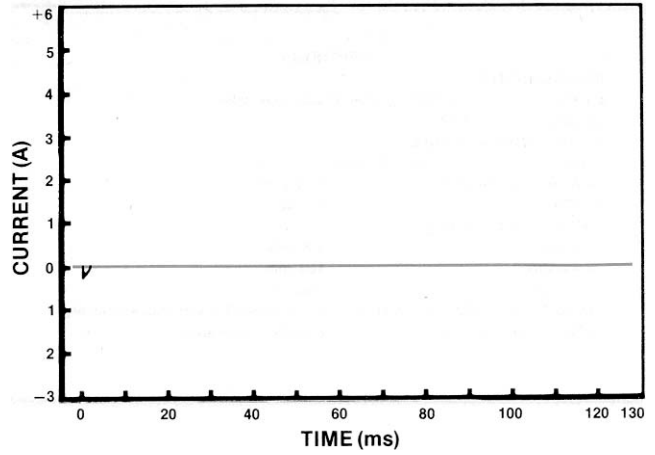


FIGURE 6. Current Delivered to a Normally-Grounded Cow Touching a 16 km Well-Insulated Fence.

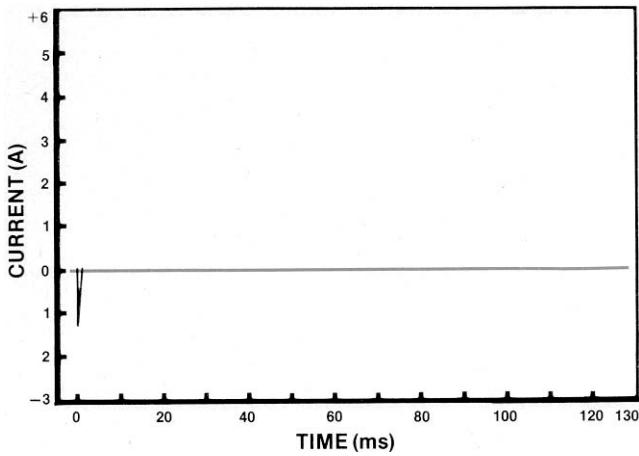


FIGURE 4. Current Delivered to a Well-Grounded Cow Touching a 16 km Well Insulated Fence.

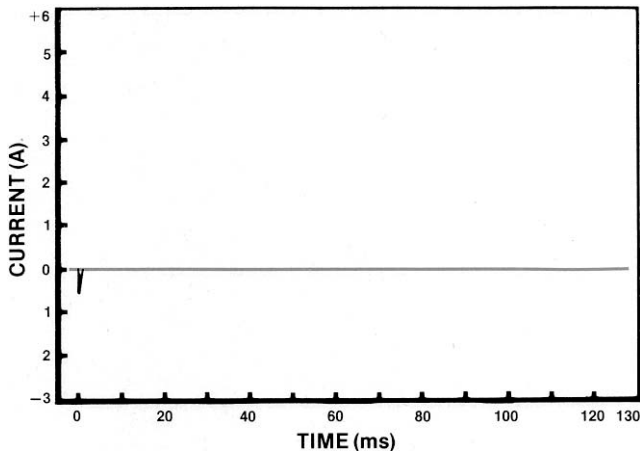


FIGURE 5. Current Delivered to a Normally-Grounded Cow Touching a 5.4 km Well Insulated Fence.

Low Temperature Operation: The Hol-Dem 58A could be used to energize cattle feeding wires during low winter temperatures. The peak voltage output of the controller at -37°C on a 5.4 km single wire fence was about 1830 V, 37% lower than its output at room temperature. A higher peak voltage output could be expected on a short feeding fence. The peak voltage output was well above the 700 V minimum required to overcome the insulation resistance of short-haired animals, but was slightly below the 2000 V minimum required for long-haired animals.

Since frozen ground is often a very poor electrical conductor, two-wire systems, utilizing a separate ground wire, are usually most suitable for winter cattle feeding.

SAFETY

The instruction manual clearly outlined safety considerations. No safety problems were evident if the manufacturer's instructions were followed.

INSTRUCTION MANUAL

The instruction manual was clear, concise and well illustrated. It outlined installation, safety considerations and operation, as well as illustrating types of fences suitable for various livestock.

DURABILITY RESULTS

The intent of the test was functional evaluation. An extended durability evaluation was not conducted. No problems occurred during functional testing.

APPENDIX I

SPECIFICATIONS

MAKE: Hol-Dem Electric Fence Controller
 MODEL: 58A
 SERIAL NUMBER: 273056
 TYPE: Solid State Electronic
 POWER REQUIREMENTS: 115 V AC
 WEIGHT: 2.6 kg
 OVERALL DIMENSIONS:
 -- length 290 mm
 -- width 131 mm
 -- height 198 mm
 NUMBER OF INDICATOR LIGHTS: 2 (for operation and shock intensity)
 TYPE OF ENCLOSURE: for indoor operation

APPENDIX II

SI UNITS AND SYMBOLS

(a) In keeping with the Canadian metric conversion program, this report has been prepared in SI units. For comparative purposes, the following conversions may be used:

1 millimetre (mm) = 0.039 inches (in)
 1 metre (m) = 3.28 feet (ft)
 1 kilometre (km) = 0.62 mile (mi)
 1 kilogram (kg) = 2.2 pounds (lb)

(b) The following symbols are used in this report:

electric current = ampere (A)
 electric potential = volt (V)
 electric charge = coulomb (C)
 electric resistance = ohm (Ω)
 pulse time = second (s)



**ALBERTA
 FARM
 MACHINERY
 RESEARCH
 CENTRE**

3000 College Drive South
 Lethbridge, Alberta, Canada T1K 1L6
 Telephone: (403) 329-1212
 FAX: (403) 329-5562
<http://www.agric.gov.ab.ca/navigation/engineering/afmrc/index.html>

Prairie Agricultural Machinery Institute

Head Office: P.O. Box 1900, Humboldt, Saskatchewan, Canada S0K 2A0
 Telephone: (306) 682-2555

Test Stations:
 P.O. Box 1060
 Portage la Prairie, Manitoba, Canada R1N 3C5
 Telephone: (204) 239-5445
 Fax: (204) 239-7124

P.O. Box 1150
 Humboldt, Saskatchewan, Canada S0K 2A0
 Telephone: (306) 682-5033
 Fax: (306) 682-5080