



Hospitals in the Canton of Vaud



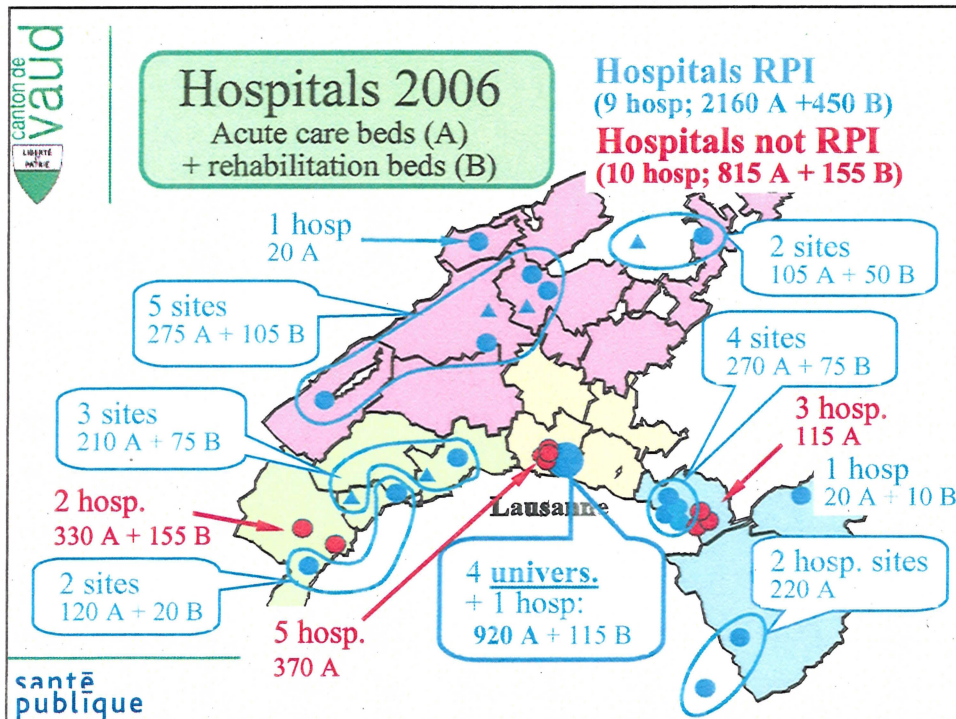
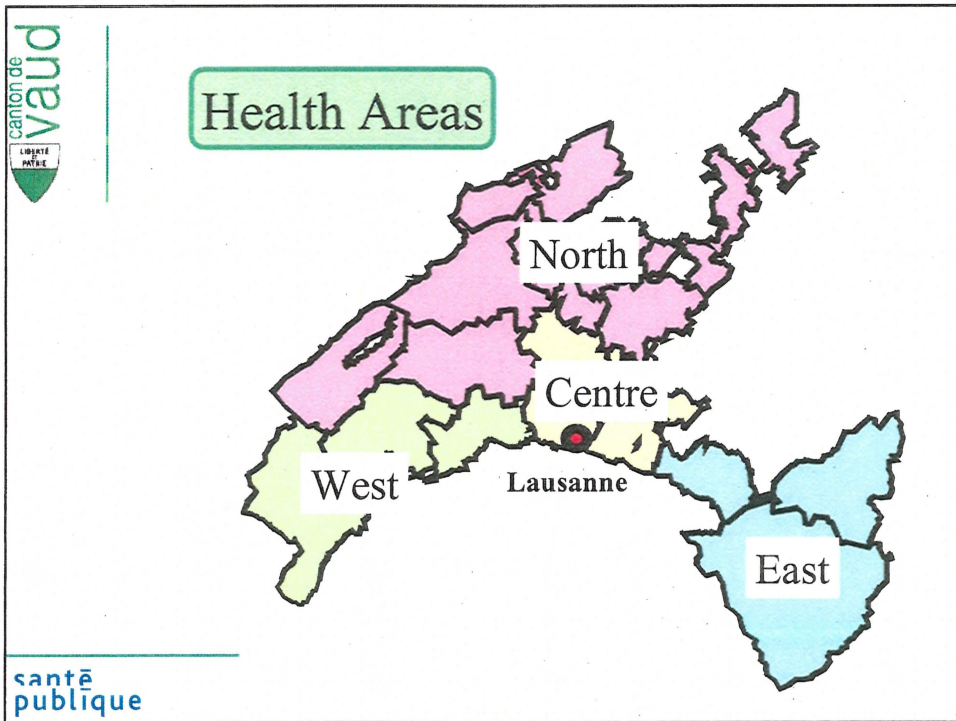
santé
publique

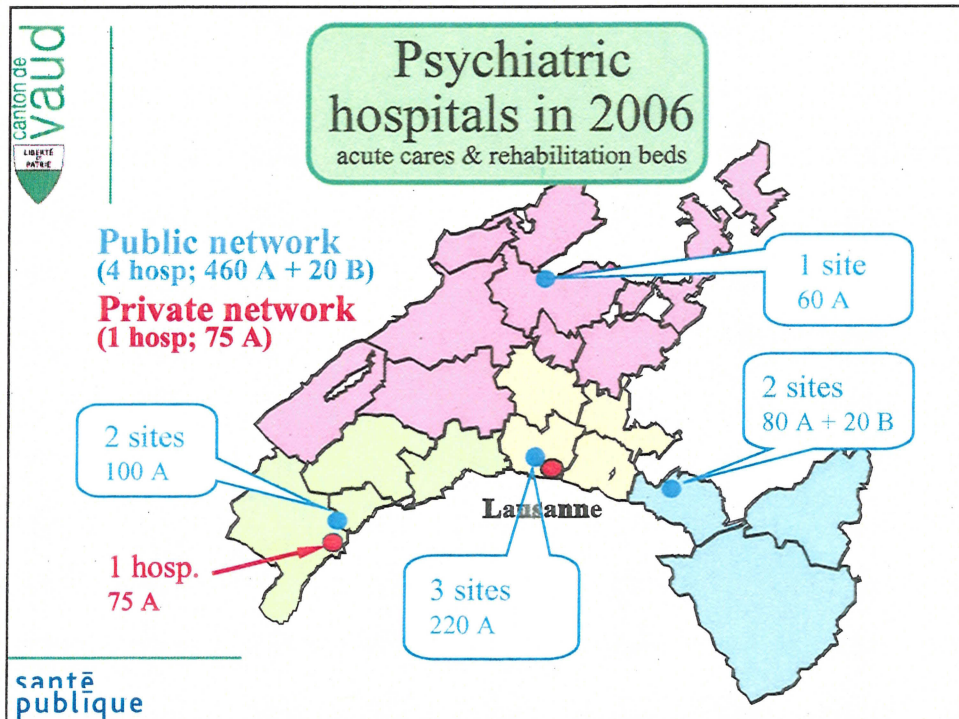
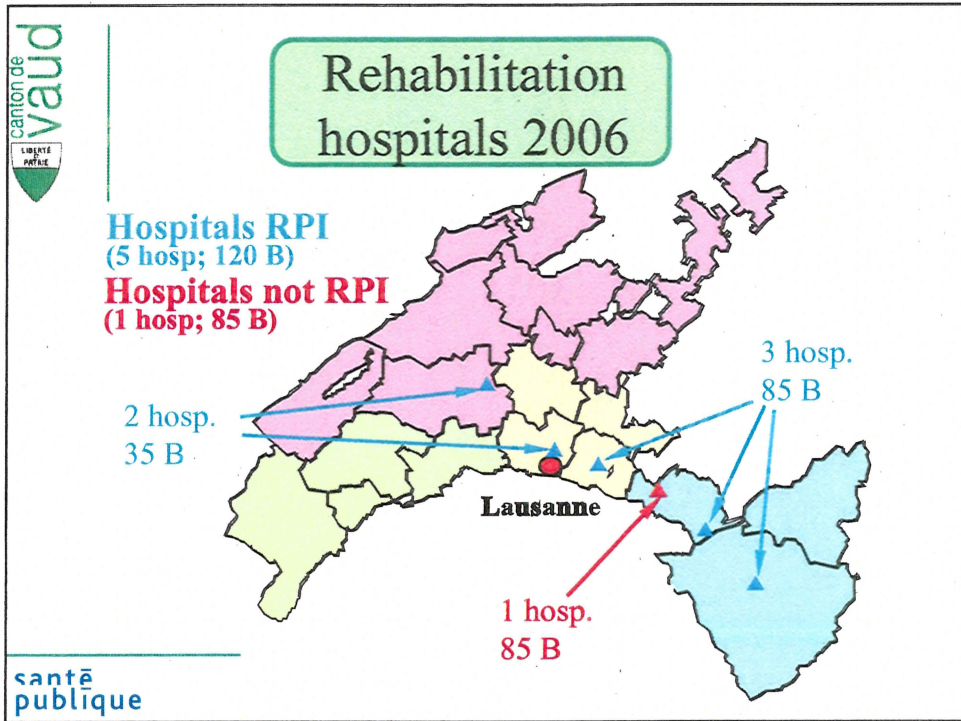


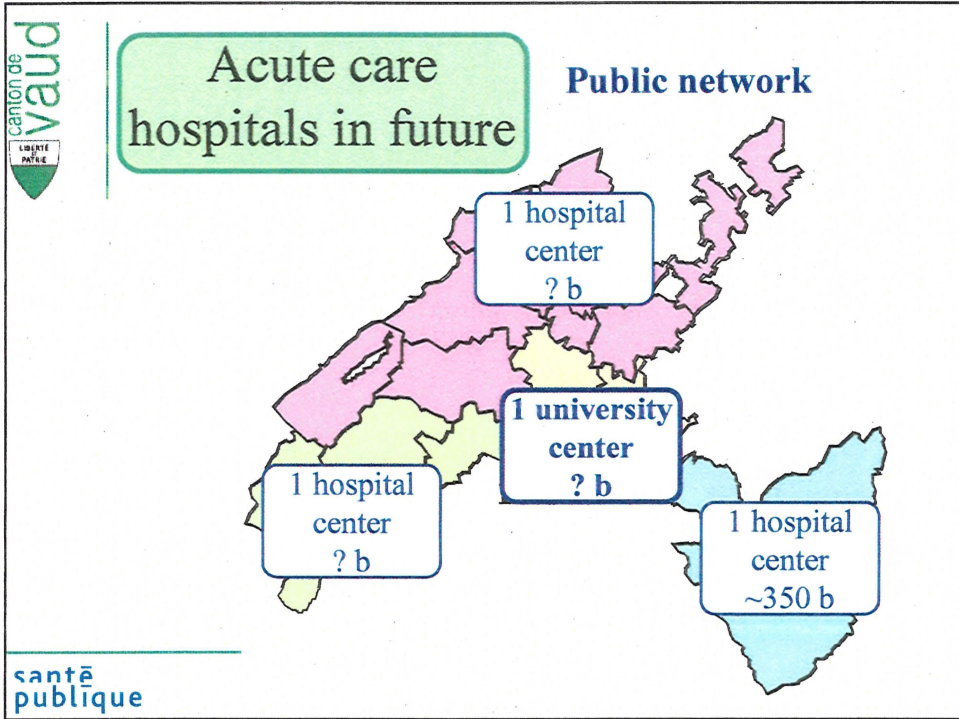
Hospital network 2006

	<u>Subsidized</u>	<u>State planification</u>	<u>Legal status</u>
Hospital recognized of public interest (RPI)	Yes	Yes	Public & private non profit
Hospital not RPI	No	Allowed for	Private for profit & non profit

santé
publique







Hospital activity 2004

	Hospitalisation (A+B)				One day clinic	Outpatient cases
	Authorized beds 2006	Occupied beds 2004	Cases	Average stay		
Hospitals RPI						
General care (A+B)	2'610	1'918	84'000	8.3	34'000	538'000
Rehabilitation (B)	120	85	1'300	24.0	0	2'600
Psychiatric (A)	480	370	5'700	23.7	0	9'400
Hospitals not RPI						
General care (A+B)	970	373	16'600	8.2	17'591	124'000
Rehabilitation (B)	85	51	820	22.6	0	22'000
Psychiatric (A)	75	54	670	29.2	0	0

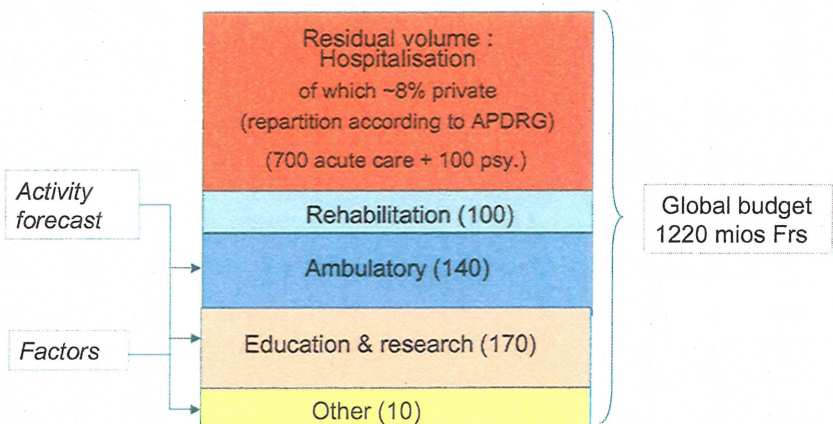
canton de vaud

santé publique

Financing Hospitals RPI in the State of Vaud : main principles

- Prospective and Global budgeting system
- Hospital Revenues guaranteed by State and Sickness funds (monthly financial allocations)
- Revenues retrospectively adjusted at the margin, based on variation in activity (APDRGs introduced in 2002)
- Hospitals can manage their budget freely and are responsible for their results (profit or loss)
- Agreement signed by Hospitals, Sickness funds and the State
- Investments are financed separately by State only

Financing system of the hospitals RPI



1 Frs = 0.91 canadian dollar

Financial repartition in 2005


Residual volume :
Hospitalisation (800)

Rehabilitation (100)

Ambulatory (140)

Educ. & research (170)

Other (10)



Tot. State budget : 700

- Exploitation: 620
(hosp. cares 430)

- Investments : 85