

# Acadia No. 34, M.D. of

[www.mdacadia.ab.ca](http://www.mdacadia.ab.ca)

## Welcome

Welcome to the [Municipal District of Acadia No. 34](#)

The MD of Acadia welcomes your interest in our community, we hope that the information we have compiled is of benefit to you, whether you decide to make Acadia Valley your new residence or decide to locate a new business. We invite you to make use of all our recreation facilities, or put your feet up and enjoy the quietness of small town country living. You will find the people very friendly and helpful no matter what your needs. Acadia Valley is an ideal place to live whether you want to raise a family or enjoy a quiet retired life. The people are involved in the community through various groups and organizations which make it fun for all. People feel at home in Acadia Valley – knowing your neighbour has a lot to do with this. We are proud of our community and the people who live here. We welcome you and hope that you will enjoy your time in Acadia Valley.

## Area Overview

The quiet hamlet of Acadia Valley has a population of 120 with another 392 living in the MD. We are a modern urban community providing excellent municipal services, school (k-9), recreation facilities and although we do not have any medical services in the hamlet they are a short drive to Oyen.

## Community Services

### MD of Acadia

- Emergency Services
  - Fire Dept
  - Basic medical response
- Cemetery
- Parks & Rec
- Municipal Library
- Water & Sewer
- AG Services
- Public Works

### Community Club

- Catering
- Meeting facilities

### AV Rec. Club

- Catering
- Social Events
- Meeting Facilities
- Sports Programs

## Community Lifestyle

Through thoughtful planning and dedication by current and past town councillors, working hand in hand with the many community groups and organization, efforts have resulted in the development of superb recreation facilities. All are within easy walking distance of residential areas in Acadia Valley

- A 2-sheet curling rink- artificial ice since 1960's
- A skating arena with natural ice
- 3 ball diamonds ( 1 fastball & 2 slow pitch)
- Community Hall
- Parks and playgrounds
- RV campground with 15 amp power
- Horseshoe pits
- A senior citizens recreation center

### Other Municipal Facilities:

- Gun Club
- Municipal Dam – stocked with trout
- Camping

### RELIGIOUS SERVICES

- St. Mary's Roman Catholic Church
- Acadia Valley United Church

### SPECIAL ANNUAL EVENTS/ATTRACTIONS

- Ladies Bonspiel – First week of February
- ICE to DICE Mixed Bonspiel – First full week in March (Every team has a chance to win a trip for four to Vegas)
- Annual Fashion Show and Social Evening (Prairie Elevator) – Late April
- Minor ball season – Early May
- Mothers Day tea and bake sale – Second weekend in May
- Canada Day Sports Day – July 1st
- Prairie Elevator Fowl Supper – Second Sunday of September
- Annual Sausage Fry & Social Evening – Saturday before Thanksgiving
- Warren Peers Parent Council Fowl Supper – First Sunday of November
- UCW tea and bake sale – Late November
- New Years Gala – December 31st

### RESTAURANTS

- Main Street Café

## Economic Base

The major economic base of the area is agriculture, followed by the gas & oil industry. The MD of Acadia is home to 512 people and a total farm area of 276,000 acres of arable agricultural land

# Economic Facts

## PRODUCTS & SERVICES

- ATB Financial – Banking & Hail Insurance
- AV Butcher Shop – Home made sausage & special meat cuts
- AV Farm Supply – Automotive parts & repairs, service station, tow truck
- Avon – Arla Fauth
- Brent's Family Foods – General food store with Liquor sales
- CJS Agro services – Ag-Chemicals & Amway products
- Canada Post – Local postal service
- Coop Fuels – Bulk Coop products & Flamman rentals
- Craig White Consulting – Reclamation Specialist
- Diane's Hair Salon –Cuts, styling & perms
- East Central Sales – Bulk food & Restaurant supplies
- Flower Patch – Fresh Grown Flowers
- I.W. Kuhn Construction- Heavy equipment & reclamation services.
- Cats, Track hoes, Backhoes, Graders & Wheel loaders. Trucking (low-boys, end dumps & belly dumps). Also a full line of Reclamation Equipment
- Larry Peers Trucking – Grain Trailers & end dumps
- Lemare's Seed Cleaning- Agricultural Seed Cleaning
- MD office – Recreation areas, ratepayer services, rental programs
- Main Street Café – Fast foods & homemade pizza
- Martin Grudecki Welding Shop – Welding shop; mobile welder & Bob Cat
- Michelle's Salon – Cuts, styling & perms
- Denise Stolz – Esthetician
- Mike Stolz General Carpenter & Bob Cat Service
- Peers Studio – Water color, art work & studio
- rairie Elevator Museum & Tea House – Crafts & specialty items
- Rita Heeg's Hair Salon – Cuts, styling & perms
- Willard Schmidt Heavy Duty Truck Refurbishing & Sales
- Shortgrass Developments Ltd. - TV satellite dishes & accessories
- Simmons Livestock – Trucking (livestock trailers, end & belly dumps, flat beds) Wheel loader & Cat Dozer
- Troy Bruntjen Trucking – General trucking
- VS Truck Works – Vehicle wrecking & used parts sales
- Valley Relaxation Massage – Massage Therapy
- Valley Water Hauling – Tankers, Semi & body jobs
- Vortrax Construction – Trucking tankers, end & belly dumps, and flat bed. Private Gravel pit, crushed gravel. Wheel loader
- Willies Grain Hauling – Grain Hauling

## Education

Acadia Valley is part of the Prairie Rose Regional School Division # 8, headquartered in Dunmore. The hamlet provides educational services from grades k thru 9 to residents of an area of over 360 square miles, for grades 10 – 12 students are bussed to South Central High located in Oyen.

## Emergency Services

### Fire Protection

Acadia Valley is served by a 26 member volunteer fire department, which has 1 fire truck, 10000L water tanker, 1 emergency response unit and hydrant system

### Police Services

A 3-member R.C.M.P. detachment is located in Oyen

## Health Care

Acute Care, Long-Term care, Ambulance, Hospital, Optometrist, Dentist, Physiotherapy and Mental Health are all bases out of Oyen a short drive from the Hamlet.

## Key Contacts for Business Development

### Municipal

District of Acadia No. 34  
PO Box 30  
Acadia Valley, AB T0J 0A0  
Phone (403) 972-3808  
Fax (403) 972-3833  
[admin@mdacadia.ab.ca](mailto:admin@mdacadia.ab.ca)

Larry Heeg  
Reeve  
[admin@mdacadia.ab.ca](mailto:admin@mdacadia.ab.ca)

Gary E. Peers  
Municipal Administrator  
[admin@mdacadia.ab.ca](mailto:admin@mdacadia.ab.ca)

## Location

The MD of Acadia #34 is located in south-eastern Alberta on Highway 41 on the north side of the Red Deer River and bordered on the east by the Province of Saskatchewan. Highway 41 is a main route between Medicine Hat and Cold Lake.

## Taxation

---

|                    | <u>Residential/Farmland</u> | <u>Non-Residential</u> |
|--------------------|-----------------------------|------------------------|
| <b>2004</b>        |                             |                        |
| Municipal Tax Rate | 7.1220                      | 7.1220                 |

|   |        |        |
|---|--------|--------|
| Education - Alberta School Foundation Fund Tax Rate | 5.4220 | 6.6590 |
| Seniors Lodge Accommodation Tax Rate                | .3450  | .3450  |

---

#### **Mill Rates (2003)**

- Residential farm – 12.803
- Commercial industrial - 13.377
- Linear - 13.377
- Machine & Equipment -7.220

#### **Mill Rates (2002)**

- Residential farm – 12.077
- Commercial industrial - 13.421
- Linear - 13.421
- Machine & Equipment - 6.531

#### **Mill Rates (2001)**

- Residential farm – 11.786
- Commercial industrial - 13.470
- Linear - 13.470
- Machine & Equipment - 6.197

## **Transportation**

Connecting highways are highway 41, highway 570 and highway 562

#### **Trucking Firms:**

- Hi-way #9 Express
- Loomis Courier
- Canada Post

## **Utilities**

#### **WATER SUPPLY**

The MD of Acadia has 5 rural tank holding facilities supplied by wells. The hamlet has a 100000 gallon reservoir and water treatment plant for the hamlet of Acadia Valley, supplied from a high production well.

#### **WASTE MANAGEMENT**

The hamlet of Acadia sewage system is comprised of a gravity flow collection system with the outfall to a sewage lagoon

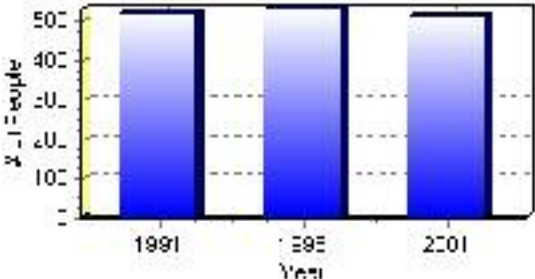
# Population

## Total Population

|                               |        |
|-------------------------------|--------|
| Population 2004*              | 512    |
| Population 2003*              | 512    |
| Population 2002*              | 512    |
| Population 2001**             | 510    |
| Population 2000*              | 533    |
| Population 1996**             | 533    |
| Population 1991**             | 522    |
| Population % change 1991-1996 | 2.06%  |
| Population % change 1996-2001 | -4.10% |

\* Source: Official Population List, Alberta Municipal Affairs  
\*\* Source: Statistics Canada 1991, 1996, & 2001 Census

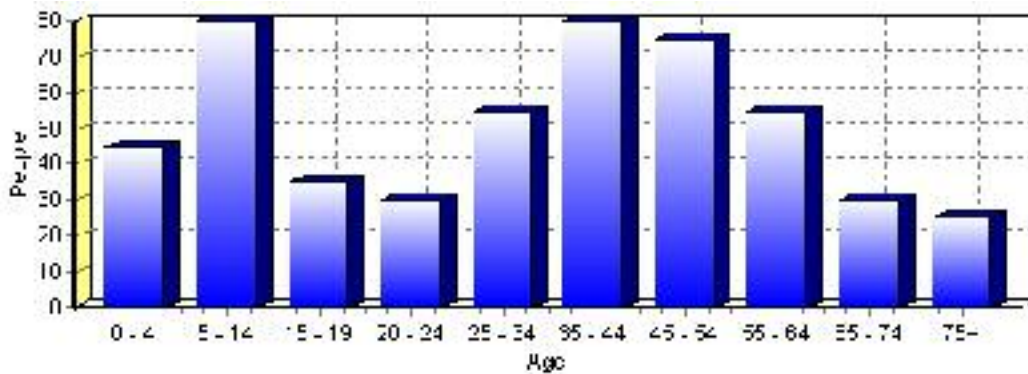
## Total Population 1991-2001



| Population by Age and Gender | 1996 Male | 1996 Female | 1996 Total | 2001 Male | 2001 Female | 2001 Total |
|------------------------------|-----------|-------------|------------|-----------|-------------|------------|
| Age 0 - 4                    | 30        | 20          | 50         | 30        | 15          | 45         |
| Age 5 - 14                   | 35        | 45          | 80         | 40        | 40          | 80         |
| Age 15 - 19                  | 25        | 30          | 55         | 20        | 15          | 35         |
| Age 20 - 24                  | 15        | 10          | 25         | 15        | 15          | 30         |
| Age 25 - 34                  | 45        | 40          | 85         | 30        | 25          | 55         |
| Age 35 - 44                  | 45        | 35          | 80         | 45        | 35          | 80         |
| Age 45 - 54                  | 30        | 35          | 65         | 35        | 40          | 75         |
| Age 55 - 64                  | 20        | 30          | 50         | 25        | 30          | 55         |
| Age 65 - 74                  | 20        | 10          | 30         | 15        | 15          | 30         |
| Age 75 and older             | 15        | 10          | 25         | 5         | 20          | 25         |
| Total All Persons            | 270       | 265         | 535        | 265       | 250         | 515        |

Source: Statistics Canada 1996 & 2001 Census (numbers may not add up due to rounding)

### Acadia No. 34, M.D. of Population by Age Group (2001)

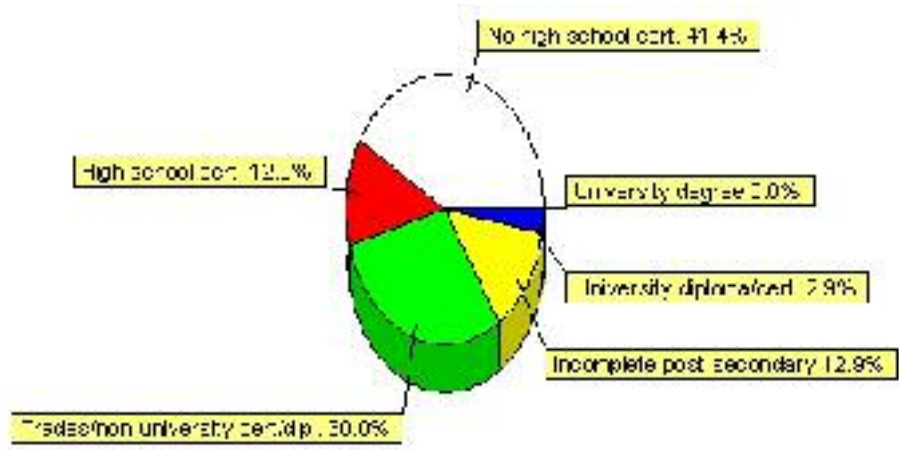


# Education Statistics

| Highest level of schooling for Population 20yrs and older   | 2001 | %       |
|---|------|---------|
| People without high school certificates                     | 145  | 41.43%  |
| People with high school certificates                        | 45   | 12.86%  |
| People with trades or non-university certificate or diploma | 105  | 30.00%  |
| People with post-secondary education (not completed)        | 45   | 12.86%  |
| People with university diploma/certificate                  | 10   | 2.86%   |
| People with university degree                               | 0    | 0.00%   |
| Total Population 20 years and older                         | 350  | 100.00% |

Source: Statistics Canada 2001 Census (numbers may not add up due to rounding)

## Acadia No. 34, M.D. of Highest Level of Schooling 2001



| Population with Post Secondary Qualifications     | 1996 | %       | 2001 | %       |
|---|------|---------|------|---------|
| Agriculture and biological sciences               | 20   | 14.29%  | 10   | 9.09%   |
| Commerce, management and business administration  | 20   | 14.29%  | 25   | 22.73%  |
| Educational, recreational and counseling services | 30   | 21.43%  | 20   | 18.18%  |
| Engineering and applied science tech. and trades  | 45   | 32.14%  | 35   | 31.82%  |
| Engineering and applied sciences                  | 0    | 0.00%   | 0    | 0.00%   |
| Fine and applied arts                             | 10   | 7.14%   | 10   | 9.09%   |
| Health professionals, science and technologies    | 10   | 7.14%   | 0    | 0.00%   |
| Humanities and related fields                     | 0    | 0.00%   | 0    | 0.00%   |
| Mathematics and physical sciences                 | 0    | 0.00%   | 0    | 0.00%   |
| Social sciences and related fields                | 0    | 0.00%   | 0    | 0.00%   |
| Other and/or no specialization                    | 0    | 0.00%   | 0    | 0.00%   |
| Total people with post secondary qualifications   | 140  | 100.00% | 110  | 100.00% |
| Females with post-secondary qualifications        | 75   | 53.57%  | 70   | 63.64%  |
| Males with post-secondary qualifications          | 65   | 46.43%  | 40   | 36.36%  |

Source: Statistics Canada 1996 & 2001 Census (numbers may not add up due to rounding)



## Labour Force

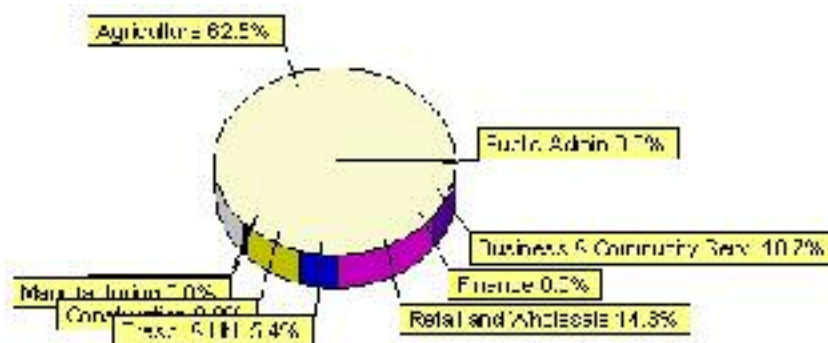
| Labour force by activity            | 1996   | 2001   |
|-------------------------------------|--------|--------|
| In the labour force, both sexes     | 360    | 285    |
| Not in the labour force, both sexes | 35     | 95     |
| Total population 15 and over        | 395    | 380    |
| Employed, both sexes                | 350    | 275    |
| Unemployed, both sexes              | 0      | 10     |
| Participation rate, both sexes      | 91.00% | 75.00% |
| Unemployment rate, both sexes       | 0.00%  | 4.00%  |

Source: Statistics Canada 1996 & 2001 Census (numbers may not add up due to rounding)

| Labour Force by Industry Division | 1996 | % of total | 2001 | % of total |
|-----------------------------------|------|------------|------|------------|
| Agriculture                       | 225  | 63.38%     | 175  | 62.50%     |
| Mining                            | 15   | 4.23%      | 0    | 0.00%      |
| Manufacturing                     | 10   | 2.82%      | 0    | 0.00%      |
| Construction                      | 10   | 2.82%      | 25   | 8.93%      |
| Transportation. & Utilities       | 15   | 4.23%      | 15   | 5.36%      |
| Retail and Wholesale              | 10   | 2.82%      | 40   | 14.29%     |
| Finance                           | 0    | 0.00%      | 0    | 0.00%      |
| Business & Community Services     | 75   | 21.13%     | 30   | 10.71%     |
| Public Administration             | 0    | 0.00%      | 0    | 0.00%      |
| Total All Industries              | 355  | 100.00%    | 280  | 100.00%    |

Source: Statistics Canada 1996 & 2001 Census (numbers may not add up due to rounding)

### Acadia No. 34, M.D. of Labour Force By Industry - 2001



| Labour Force by Major Occupational Groups                         | 1996 | %      | 2001 | %     |
|---|------|--------|------|-------|
| Management occupations  | 15   | 4.17%  | 10   | 3.57% |
| Business, Finances and administrative occupations                 | 50   | 13.89% | 20   | 7.14% |
| Natural and applied sciences and related occupations              | 0    | 0.00%  | 0    | 0.00% |
| Health occupations  | 10   | 2.78%  | 10   | 3.57% |
| Occupations in social science; education; government and religion | 30   | 8.33%  | 10   | 3.57% |
| Occupations in art; culture; recreation and sport                 | 10   | 2.78%  | 0    | 0.00% |

|  |     |         |     |         |
|--|-----|---------|-----|---------|
| Sales and service occupations                                  | 45  | 12.50%  | 35  | 12.50%  |
| Trades; transport; equipment operators and related occupations | 15  | 4.17%   | 30  | 10.71%  |
| Occupations unique to primary industry                         | 180 | 50.00%  | 160 | 57.14%  |
| Occupations unique to processing; manufacturing and utilities  | 10  | 2.78%   | 15  | 5.36%   |
| Occupations not elsewhere classified                           | 0   | 0.00%   | 0   | 0.00%   |
| Total - All Occupations (major groups)                         | 360 | 100.00% | 280 | 100.00% |
| Females - All Occupations                                      | 160 | 44.44%  | 130 | 46.43%  |
| Males - All Occupations  | 200 | 55.56%  | 150 | 53.57%  |

Source: Statistics Canada 1996 & 2001 Census (numbers may not add up due to rounding)

---

## Dwellings

| <b>Occupied Private Dwellings by Type</b>  | <b>1996</b> | <b>% of total</b> | <b>2001</b> | <b>% of total</b> |
|--|-------------|-------------------|-------------|-------------------|
| Apartments                                 | 0           | 0.00%             | 0           | 0.00%             |
| Detached Duplexes                          | 0           | 0.00%             | 0           | 0.00%             |
| Movable Dwellings                          | 0           | 0.00%             | 0           | 0.00%             |
| Other single attached house                | 0           | 0.00%             | 0           | 0.00%             |
| Row and semi-detached house                | 0           | 0.00%             | 0           | 0.00%             |
| Single-detached house                      | 160         | 96.97%            | 160         | 103.23%           |
| Total number of occupied private dwellings | 165         | 100.00%           | 155         | 100.00%           |
| Private dwellings, owned                   | 130         | 78.79%            | 145         | 93.55%            |
| Private Dwellings, rented                  | 30          | 18.18%            | 10          | 6.45%             |

Source: Statistics Canada 1996 & 2001 Census (numbers may not add up due to rounding)

| <b>Private Dwellings by Period of Construction</b> | <b># of Dwellings</b> | <b>% of total</b> |
|--|-----------------------|-------------------|
| Period of construction, before 1946                | 0                     | 0.00%             |
| Period of construction, 1946 - 1960                | 60                    | 38.71%            |
| Period of construction, 1961 - 1970                | 20                    | 12.90%            |
| Period of construction, 1971 - 1980                | 30                    | 19.35%            |
| Period of construction, 1981 - 1990                | 20                    | 12.90%            |
| Period of construction, 1991 - 2001                | 25                    | 16.13%            |
| Total number of private dwellings constructed      | 155                   | 100.00%           |

Source: Statistics Canada 2001 Census (numbers may not add up due to rounding)

Disclaimer: Information in this profile has been provided from a variety of external sources. Although every effort has been made to ensure the accuracy, currency and reliability of the content and data, AlbertaFirst.com Ltd. accepts no responsibility in this regard.

© AlbertaFirst.com Ltd., 2006.