

Hinton

www.hinton.ca

Welcome

WHAT'S NEW?

- Hinton Eco-Industrial Park
- Call for Expressions of Interest
- Industrial Land for Sale

- Visit www.eip.hinton.ca for details.

Area Overview

Hinton is situated at the "Gateway to the Rocky Mountains" in the picturesque Athabasca River Valley, 29 km from the East gate of Jasper National Park and 287 km west of Edmonton, on Highway 16, "the Yellowhead".

Hinton started in the 1900's as a small settlement of approximately 100 residents, serving as a construction campground for the railroad, coal mining centre, and logging activities. Growing dramatically after the construction of the Pulp Mills in 1955, and the subsequent addition of three major coal mining operations, Hinton is now a Regional Centre for many services.

The Town is serviced by two shopping centres and a shopping mall and prides itself on its Recreation Complex containing two ice arenas, indoor swimming pool, racquetball and squash courts, fitness centre, day care centre, people's centre, arts and crafts room and modern library, and a modern, professional skateboard park.

Climate

Annual Precipitation:

50 cm 19.73 in.

RAIN: 39 cm 15.37 in.

SNOW: 119 cm 47.24 in.

FROST FREE DAYS: 60 - 80

HOURS SUNSHINE/YEAR: 2,100

Seasonal Average Temperatures:

JANUARY -12.5 C 9.6 F

APRIL 2.8 C 37.0 F

JULY 14.4 C 57.9 F

OCTOBER 4.3 C 39.7 F

Community Services

Municipal

Town of Hinton

2nd Flr. 131 Civic Centre Rd.
Hinton, Alberta
T7V 2E5
Tel: 780-865-6000
Fax: 780-865-5706

Hinton Municipal Library
Family and Community Services
Economic/Business Development

Provincial

- Alberta Alcohol and Drug Abuse Commission
- Attorney General
- Career Development and Employment
- Community & Occupational Health
- Forestry, Lands and Wildlife
- Medical Examiner [coroner]
- Public Works, Supply and Services
- Recreation and Parks
- Social Services
- Solicitor General
- Transportation and Utilities

Federal

- Canada Employment Centre
- Canada Post Office
- Canadian Forestry Service



Hinton Government Centre

Community Lifestyle

Recreation

Hinton provides great opportunities for outdoor exploration and adventure. Recreation activities for the whole family can be enjoyed within the community or only a short drive away. Enjoy: golfing, wildlife viewing, mountain biking, camping, climbing, ATVing, fishing, hunting canoeing and horseback riding. Hinton also offers fabulous winter activities such as snowmobiling, cross country skiing, downhill skiing, snowshoeing, luge, and ice fishing.

In addition to the near by facilities within Jasper National Park, the Hinton Forest Management area is home to 1000 serviced and

unserviced campgrounds. Some of these include: Alpine R.V. Park, Emerson Lakes, Hinton Campground, Maskuta Creek Campground, Mountain Park, Rock Lake, Roundcroft Campground, Wildhorse/Kinky Lakes, and William A. Switzer Provincial Park.

Sport Facilities

The Recreation Centre has 2 ice rinks, a swimming pool, sauna, whirlpool, racquetball and squash courts, day care, peoples centre, library, and a modern, professional skateboard park. Other recreation facilities include a curling rink, automobile race track, 7 tennis courts, 3 parks, Hinton Golf and Country Club [18 holes, grass greens], and a Nordic Ski Centre for cross-country skiing.

Community Groups

Hinton is home to a variety of community organizations, service clubs and social groups. Visit the town website for the community directory listings. [Town Website](#)

Religious Services

There are 14 places of worship in Hinton

Special Annual Events

May

- Brule Rodeo – Traditional family fun event in Brule
- Soccer Tournaments

June

- Parks & Recreation Month
- Mountainview Kid's Triathlon, June 3 - Fun competition of swimming, running, and biking. · Mountainview Adult Triathlon & Duathlon, June 4 – Find out what you're made of!
- Soccer Tournaments
- Tennis Skills Clinic
- Health & Safety Fair, June 7 – Displays, fun demonstrations, and prizes
- Senior's Week
- Golf Tournaments
- Annual Fly-In
- Demolition Derby

July

- Canada Day Celebrations, July 1
- Discovery Camp - Fun filled, action packed activities for kids ages 6 to 12
- Golf Tournaments
- Communities in Bloom Judging – Hinton shines for the judging
- Yellowhead Raceway

August

- RCMP Musical Ride, August 1 – Traditional RCMP horsemanship at its best
- Mary Reimer Rodeo, August 4 to 6 - All your favorite rodeo events and rodeo dance
- Golf Tournaments
- Discovery Camp - Fun filled, action packed activities for kids ages 6 to 12

September

- Terry Fox Run
- MS Bike Tour
- Hinton Golf Club Championships
- Volunteer Appreciation Burger Bash, Sept. 30 – Free food and family fun
- Registration & Information Fair, Sept. 6 – Sign up for sports, art programs and other community activities

October

- Turkey Shoot – Friendly competition, marksmanship and prizes

November

- Hinton's 50th Anniversary Celebrations
- Snowflake Parade and Fireworks
- 50th Anniversary Gala

December

- Skate with Santa – Free event, prizes, and goodie bags at the Recreation Centre.
- Senior's Christmas Light Tour
- Christmas

January 2007

- Cross Country & Biathlon Competitions
- Hockey & Ringette Tournaments
- Curling Bonspiels · Luge Playdowns

February

- Winter Magic Festival · Death By Chocolate – Buffet of decadent delights
- Art Extravaganza – Local art, pottery, and photography displays & workshops
- Family Dance – Prizes, games, food and dancing
- Animal & Trophy Display – Incredible wildlife displays and raffles
- Fishing Derby - Ice fishing derby with prizes and free food · Puppet Show & Craft – Hosted by the Municipal Library · Family Day – Fun family events at the Recreation Centre
- Cross Country & Biathlon Competitions
- Hockey & Ringette Tournaments
- Curling Bonspiels

March

- Hockey & Ringette Tournaments
- Curling Bonspiels
- Figure Skating Ice Show

April

- Leaders of Tomorrow - Awards Ceremony for Hinton Youth
- Yellowhead Rotary Arts Festival – Showcase of Hinton's artistic and musical talent.

Economic Base

The major economic drivers of the Hinton area are coal, oil, gas, timber, petroleum, sand and gravel and tourism.

Economic Facts

Hinton is the base for a coal mine, a pulp mill, a sawmill, oil & gas developments and the Hinton Training Centre.

The average family income in Hinton is \$71,083. The Median Family Income in Hinton is 18% higher than Alberta's Median Family Income, \$70,991 and \$60,142 respectively.

The workforce is highly skilled, 53% of Hinton residents over the age of 20 have some form of post-secondary education.

Major Employers Include:

- Elk Valley Coal
- Hinton Pulp (A division of West Fraser Mills Ltd.)

- Hinton Wood Products (A division of West Fraser Mills Ltd.)
- Aspen Health Region

Financial Institutions

- Alberta Treasury Branch
- Bank of Nova Scotia
- Capital City Savings
- Royal Bank

Education

Hinton has very good education institutions. **Many of the schools have recently undergone major renovations.**

- Private/Public Day Cares 2
- Playschool/Junior Kindergarten/Head Start Programs 3Public Elementary (Grade K-7) 2
- Public High School (grade 8-12) 1
- Separate Catholic Elementary (Grade K-4) 1
- Separate Catholic Elementary/Jr/High (Grade 5-12) 1
- Off Campus Learning

School District Links:

- Grande Yellowhead Regional Division www.gyrd.ab.ca
- Evergreen Catholic Separate Regional Division www.ecsrd.ca

Emergency Services

All of Hinton's Emergency Services are served by the 911 number.

Fire Protection

Hinton is served by a volunteer fire department [Tel: 780-865-4111]. The Town employs the Chief and Deputy Chief.

Police Services

Hinton is served by a local detachment of the Royal Canadian Mounted Police [RCMP] [Tel: 780-865-5544].

Ambulance Services

Hinton EMS. provides emergency services to Hinton [Tel: 780-817-2522].

Health Care

Hinton Healthcare Centre and Hinton Community Health Services offer a full complement of acute and community health care services, including:

- 18 full service acute care facility, with 24 hour emergency services, maternity services and 24/7 surgical capability.
- Laboratory services
- Diagnostic imaging services including x-ray, ultrasound and CT scan.
- Visiting Specialist services and Specialty clinics including Community Cancer Clinic services.

Community Health Services include:

- Population Health: Public Health Nursing, Community Nutrition, Early Childhood Development, Aboriginal Health, Healthy Families, Dental Health.
- Rehabilitation Services: Physiotherapy, Occupational Therapy, Respiratory Therapy, Speech and Language Pathology, Cardiac Rehabilitation.
- Community Care Nursing and Home Support
- Adult Day Program: Nursing and Personal Support, Recreation Therapy
- Mental Health:

Therapist services, visiting Psychiatrist
- Diabetic Nephropathy Program
- Environmental Health
- Other medical services include 3 medical clinics, 2 optometrists, 6 dentists, 3 chiropractors. Hinton also has a senior citizens apartment complex.Pine Valley Seniors Lodge, and attached to the hospital is a 52 bed extended care facility which has 25 beds full care, and 27 beds assisted living.

Key Contacts for Business Development

Municipal

Town of Hinton

2nd Flr. 131 Civic Centre Rd. Hinton, Alberta

T7V 2E5

Tel: 780-865-6000

Fax: 780-865-5706

Web Site: hinton.ca

Glenn Taylor

Mayor

Email: mayor@hinton.ca

Bernie Kreiner

Town Manager

Email: bkreiner@hinton.ca

Renée LaBoucane

Economic Development Manager

Tel: 780-865-6004

Fax: 780-865-5706

Email: rlaboucane@hinton.ca

Hinton & District Chamber of Commerce

Box 5134

Hinton, Alberta

T7V 1X3

Tel: 780-865-2777

Fax: 780-865-1062

Tourist Information 1-877-446-8666

Provincial

Ivan Strang

Member of the Legislative Assembly [MLA]

West Yellowhead Constituency

632 Legislature Annex
9718 - 107 Street
Edmonton, Alberta
T5K 1E4
Tel: 780-415-0986
Fax: 780-415-0951

Alberta Economic Development
Cathy Goulet, Regional Director
cathy.goulet@gov.ab.ca
Christine Lockhart, Information Officer
chris.lockhart@gov.ab.ca

111 Provincial Building
111 - 54 Street
Edson, Alberta
T7E 1T2
Tel: 780-723-8229
Fax: 780-723-8240

Federal

Rob Merrifield
Member of Parliament [MP]
Yellowhead Constituency
House of Commons
Ottawa, Ontario
K1A 0A6
Tel: 613-992-1653

Constituency Office:

Box 7887
Edson, Alberta
T7E 1V9
Tel: 780-723-6068 or 1-800-268-7117
Fax: 780-723-5060

Location

The Town of Hinton is located in the Municipal District of Yellowhead #94, on Highway 16. It is 80 km east of Jasper, 80 km west of Edson and 287 km west of Edmonton.

Post Secondary Education

Hinton Training Centre (Formerly Environmental Training School) www3.gov.ab.ca/srd/forests/resedu/etc/index.html

Yellowhead Region Educational Consortium (Offers: University Transfer/College Certificates/ Trades Training and upgrading)
www.yrec.ab.ca/hinton_info.html

Hinton Adult Learning Council

Hinton Adult Literacy

Western College of EMS www.members.shaw.ca/wcems

Taxation

	<u>Residential/Farmland</u>	<u>Non-Residential</u>
2005		
Municipal Tax Rate	8.8750	8.8750
Education - Alberta School Foundation Fund Tax Rate	4.8971	7.5192
Education Opted Out Tax Rate	4.8971	7.5192
Seniors Lodge Accommodation Tax Rate	.0823	.0823

Mill Rates 2005

Residential - Public 13.9881

Residential - Separate 13.9881

Non-Residential - Public 16.6102

Non-Residential - Separate 16.6102

Transportation

Air Service

The Jasper/Hinton Airport has a 1,128 metre runway and all-weather facilities. Charter services are available.

Rail Service

Hinton is served by a Canadian National Railway main line. Spur trackage is available. In addition, VIA Rail passenger service is available 3 times a week.

Highways

Connecting highways are Highway 16 [Yellowhead Route] east-west, and also Highway 40 north-south.

Trucking Firms

- there are 17 trucking firms serving the Hinton area.

Bus Services

Greyhound Bus Lines provides regularly scheduled inter-community service. Charter service is available from Diversified Transportation Ltd. and Beaupre Bussing

Couriers and Taxis

Loomis Courier, Purolator Courier, Greyhound Courier Express, JoKa Taxi

Utilities

Electrical Power

EPCOR Energy Services

P.O. Box 80 Stn. M

Calgary, Alta.

T2P 5H7

310-4300

Natural Gas

Atco Gas
Box 2577
Hinton, Alberta
T0E 1C0
Tel: 780-865-2573

Telephone

Telus 10020 - 100 Street
Edmonton, Alberta
T5J 0E5
Tel: 1-780-498-7300

Water Supply

The source of water is the Athabasca River. The reservoir capacity, measured in treated substance, is 5,228 cubic metres. The design capacity of the reservoir is 13,636 cubic metres.

Waste Management

Sewage treatment is provided by Hinton Pulp (A division of West Fraser Mills Ltd.).

Residential garbage is collected weekly, while commercial and industrial garbage is collected as required.

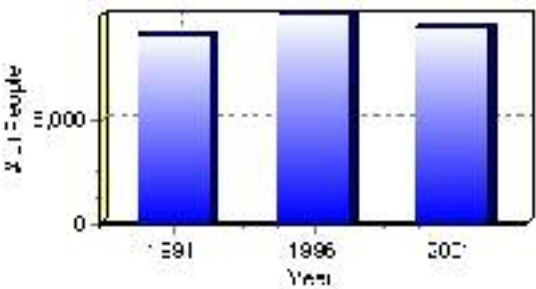
Population

Total Population

Population 2004*	9,405
Population 2003*	9,405
Population 2002*	9,405
Population 2001**	9,405
Population 2000*	9,961
Population 1996**	9,961
Population 1991**	9,046
Population % change 1991-1996	9.19%
Population % change 1996-2001	-5.91%

* Source: Official Population List, Alberta Municipal Affairs
** Source: Statistics Canada 1991, 1996, & 2001 Census

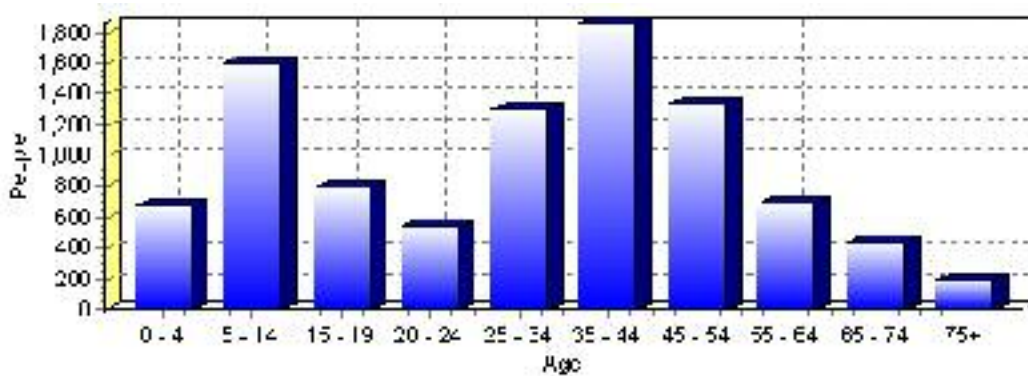
Total Population 1991-2001



Population by Age and Gender	1996 Male	1996 Female	1996 Total	2001 Male	2001 Female	2001 Total
Age 0 - 4	450	415	865	355	315	670
Age 5 - 14	885	880	1,765	825	770	1,595
Age 15 - 19	405	365	770	410	385	795
Age 20 - 24	345	370	715	280	270	550
Age 25 - 34	885	880	1,765	615	680	1,295
Age 35 - 44	990	895	1,885	940	920	1,860
Age 45 - 54	605	510	1,115	730	605	1,335
Age 55 - 64	325	285	610	340	345	685
Age 65 - 74	200	155	355	255	190	445
Age 75 and older	50	80	130	85	115	200
Total All Persons	5,125	4,835	9,960	4,820	4,585	9,405

Source: Statistics Canada 1996 & 2001 Census (numbers may not add up due to rounding)

Hinton Population by Age Group (2001)

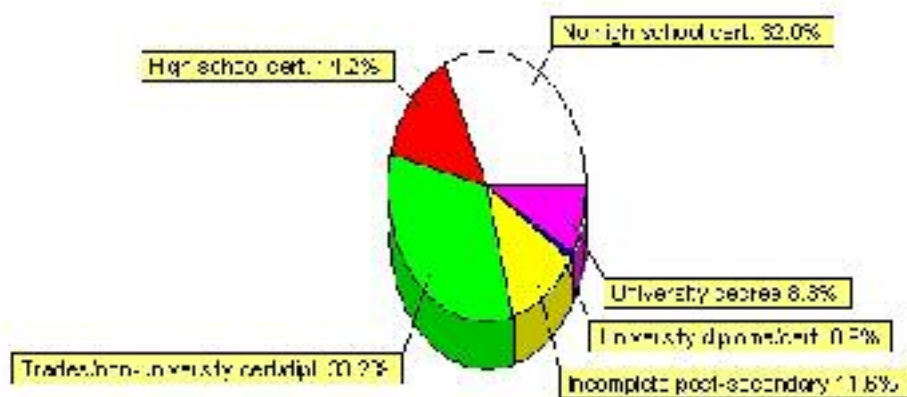


Education Statistics

Highest level of schooling for Population 20yrs and older	2001	%
People without high school certificates	2,015	32.01%
People with high school certificates	895	14.22%
People with trades or non-university certificate or diploma	2,090	33.20%
People with post-secondary education (not completed)	730	11.60%
People with university diploma/certificate	55	0.87%
People with university degree	520	8.26%
Total Population 20 years and older	6,295	100.00%

Source: Statistics Canada 2001 Census (numbers may not add up due to rounding)

Hinton Highest Level of Schooling 2001



Population with Post Secondary Qualifications	1996	%	2001	%
Agriculture and biological sciences	115	4.29%	110	4.10%
Commerce, management and business administration	555	20.71%	480	17.88%
Educational, recreational and counseling services	230	8.58%	225	8.38%
Engineering and applied science tech. and trades	1,070	39.93%	1,090	40.60%
Engineering and applied sciences	145	5.41%	155	5.77%
Fine and applied arts	115	4.29%	110	4.10%
Health professionals, science and technologies	200	7.46%	315	11.73%
Humanities and related fields	95	3.54%	60	2.23%
Mathematics and physical sciences	25	0.93%	25	0.93%
Social sciences and related fields	110	4.10%	110	4.10%
Other and/or no specialization	10	0.37%	10	0.37%
Total people with post secondary qualifications	2,680	100.00%	2,685	100.00%
Females with post-secondary qualifications	1,170	43.66%	1,200	44.69%
Males with post-secondary qualifications	1,510	56.34%	1,485	55.31%

Source: Statistics Canada 1996 & 2001 Census (numbers may not add up due to rounding)

Labour Force

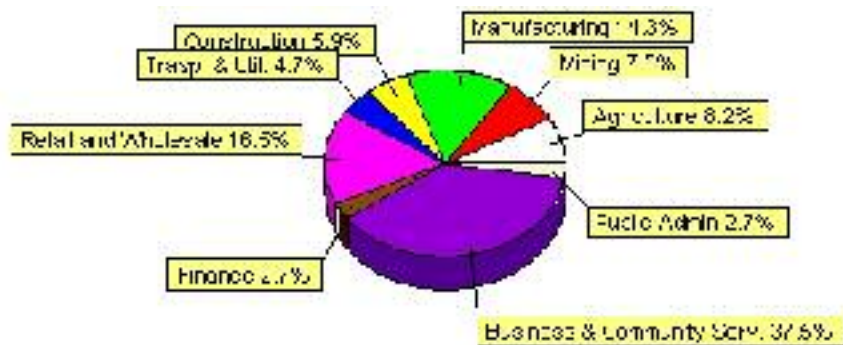
Labour force by activity	1996	2001
In the labour force, both sexes	5,530	5,390
Not in the labour force, both sexes	1,795	1,710
Total population 15 and over	7,330	7,095
Employed, both sexes	5,205	4,960
Unemployed, both sexes	320	430
Participation rate, both sexes	75.00%	76.00%
Unemployment rate, both sexes	6.00%	8.00%

Source: Statistics Canada 1996 & 2001 Census (numbers may not add up due to rounding)

Labour Force by Industry Division	1996	% of total	2001	% of total
Agriculture	215	3.93%	440	8.19%
Mining	925	16.93%	405	7.54%
Manufacturing	815	14.91%	770	14.34%
Construction	295	5.40%	315	5.87%
Transportation & Utilities	370	6.77%	255	4.75%
Retail and Wholesale	995	18.21%	885	16.48%
Finance	195	3.57%	145	2.70%
Business & Community Services	1,345	24.61%	2,015	37.52%
Public Administration	120	2.20%	145	2.70%
Total All Industries	5,465	100.00%	5,370	100.00%

Source: Statistics Canada 1996 & 2001 Census (numbers may not add up due to rounding)

Hinton Labour Force By Industry - 2001



Labour Force by Major Occupational Groups	1996	%	2001	%
Management occupations	340	6.22%	420	7.82%
Business, Finances and administrative occupations	720	13.17%	615	11.45%
Natural and applied sciences and related occupations	215	3.93%	290	5.40%
Health occupations	130	2.38%	200	3.72%
Occupations in social science; education; government and religion	235	4.30%	250	4.66%
Occupations in art; culture; recreation and sport	75	1.37%	75	1.40%

Sales and service occupations	1,450	26.53%	1,570	29.24%
Trades; transport; equipment operators and related occupations	1,475	26.99%	1,275	23.74%
Occupations unique to primary industry	305	5.58%	335	6.24%
Occupations unique to processing; manufacturing and utilities	530	9.70%	330	6.15%
Occupations not elsewhere classified	65	1.19%	20	0.37%
Total - All Occupations (major groups)	5,465	100.00%	5,370	100.00%
Females - All Occupations	2,260	41.35%	2,360	43.95%
Males - All Occupations	3,205	58.65%	3,005	55.96%

Source: Statistics Canada 1996 & 2001 Census (numbers may not add up due to rounding)

Income

Family Income (Number of Families)	1996	%	2001	%
less than \$19,999	125	5.02%	215	9.75%
\$20,000 - \$39,999	395	15.86%	380	17.23%
\$40,000 - \$59,999	585	23.49%	420	19.05%
\$60,000 and over	1,385	55.62%	1,175	53.29%
Total number of families	2,490	100.00%	2,190	99.32%
Average family income	\$64,750		\$71,083	
Median family income	\$62,794		\$70,991	

Source: Statistics Canada 1996 & 2001 Census (numbers may not add up due to rounding)

Household Income (Number of Households)	1996	%	2001	%
less than \$19,999	410	11.94%	420	12.44%
\$20,000 - \$39,999	615	17.90%	565	16.74%
\$40,000 - \$59,999	780	22.71%	510	15.11%
\$60,000 and over	515	14.99%	1,890	56.00%
Total number of households	3,435	100.00%	3,375	100.00%
Average household income	\$58,796		\$65,516	
Median household income	\$58,028		\$65,269	

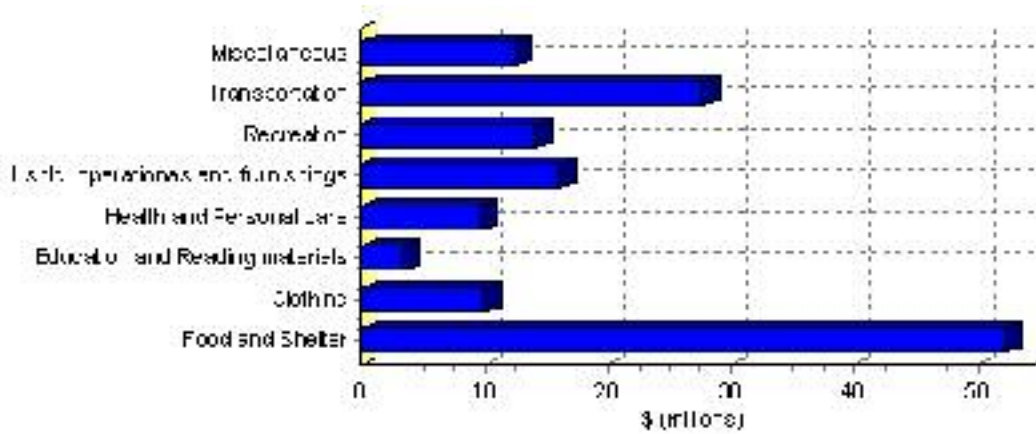
Source: Statistics Canada 1996 & 2001 Census (numbers may not add up due to rounding)

Family Expenditure

Expenditure Category	1992	% of total	1996	% of total
Food and Shelter	\$40,492,950	36.06%	\$52,321,422	35.80%
Clothing	\$8,213,675	7.31%	\$10,135,353	6.94%
Education and Reading materials	\$2,805,725	2.50%	\$3,422,499	2.34%
Health and Personal care	\$6,812,205	6.07%	\$9,712,865	6.65%
Hshld. operations and furnishings	\$8,123,325	7.23%	\$16,125,215	11.03%
Recreation	\$10,331,300	9.20%	\$14,104,275	9.65%
Transportation	\$22,719,795	20.23%	\$27,829,074	19.04%
Miscellaneous	\$8,386,420	7.47%	\$12,478,969	8.54%
Total Current Consumption	\$112,305,425	100.00%	\$146,129,672	100.00%
Total # of Households	3,095		3,436	
Average Consumption per Household	\$36,286		\$42,529	

Source: Statistics Canada Family Expenditure Survey 1992 & 1996 (numbers may not add up due to rounding).

Hinton Family Expenditures (1996)

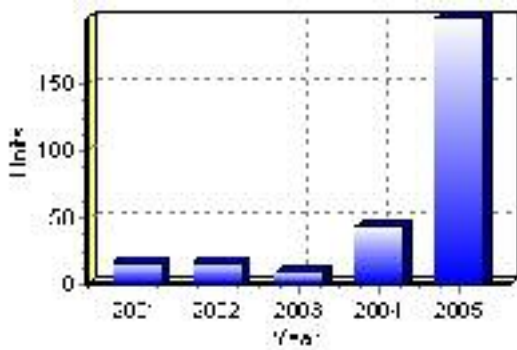


Building Permits

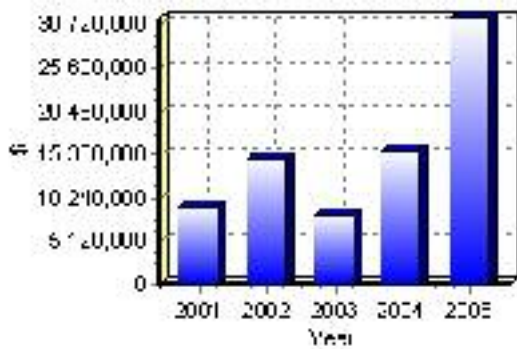
Total Building Permit Values	2001	2002	2003	2004	2005
Building Permits Value, Commercial	\$3,863,000	\$10,575,000	\$5,384,000	\$2,820,000	\$7,801,000
Building Permits Value, Industrial	\$10,000	\$345,000	\$525,000	\$1,560,000	\$4,033,000
Building Permits Value, Institutional	\$4,246,000	\$1,606,000	\$900,000	\$4,200,000	\$2,600,000
Building Permits Value, Residential	\$1,171,000	\$2,495,000	\$1,382,000	\$7,318,000	\$17,083,000
Building Permits Value, Total	\$9,290,000	\$15,021,000	\$8,191,000	\$15,898,000	\$31,517,000
Total Housing Starts	16	17	9	43	199

Source: Statistics Canada 2000-2004 Building Permits (numbers may not add up due to rounding)

Total Housing Starts



Value of Building Permits



Dwellings

Occupied Private Dwellings by Type	1996	% of total	2001	% of total
Apartments	540	15.72%	370	10.95%
Detached Duplexes	15	0.44%	30	0.89%
Movable Dwellings	470	13.68%	275	8.14%
Other single attached house	0	0.00%	10	0.30%
Row and semi-detached house	470	13.68%	420	12.43%
Single-detached house	1,945	56.62%	2,260	66.86%
Total number of occupied private dwellings	3,435	100.00%	3,380	100.00%
Private dwellings, owned	2,410	70.16%	2,625	77.66%
Private Dwellings, rented	1,025	29.84%	755	22.34%

Source: Statistics Canada 1996 & 2001 Census (numbers may not add up due to rounding)

Private Dwellings by Period of Construction	# of Dwellings	% of total
Period of construction, before 1946	25	0.74%
Period of construction, 1946 - 1960	525	15.53%
Period of construction, 1961 - 1970	465	13.76%
Period of construction, 1971 - 1980	1,060	31.36%
Period of construction, 1981 - 1990	590	17.46%
Period of construction, 1991 - 2001	715	21.15%
Total number of private dwellings constructed	3,380	100.00%

Source: Statistics Canada 2001 Census (numbers may not add up due to rounding)

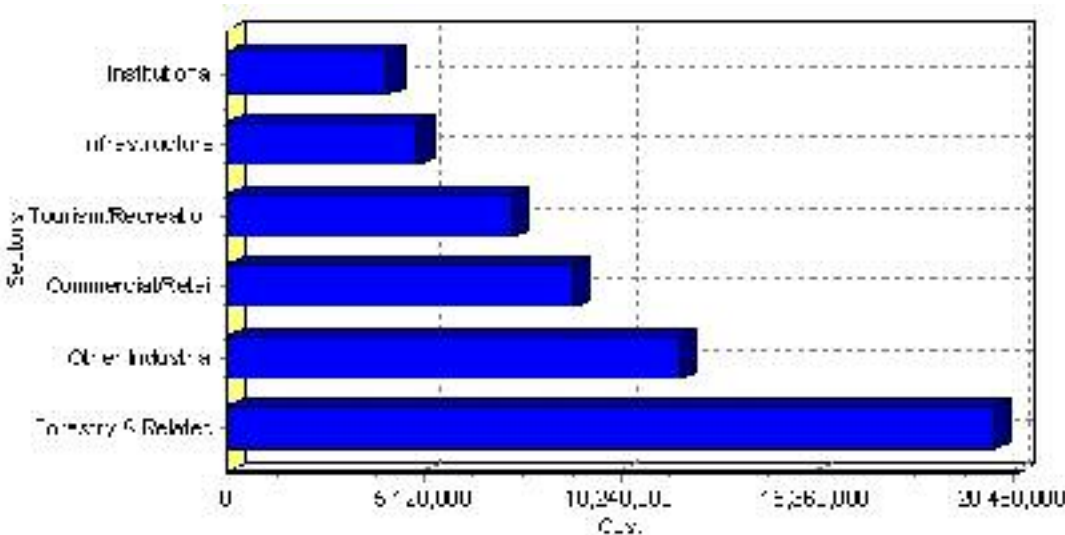
Projects

Summary of Projects in Hinton as of September 2006

Project Sector	Number of Projects	Project Cost
Forestry & Related	1	\$20,000,000
Other Industrial	3	\$11,800,000
Commercial/Retail	8	\$9,050,000
Tourism/Recreation	3	\$7,400,000
Infrastructure	2	\$4,980,000
Institutional	1	\$4,200,000
Total	18	\$57,430,000

This inventory lists projects in Alberta that have recently been completed, are under construction, or are proposed to start construction. Not all projects are listed due to reasons of confidentiality and/or due to information not being available at the time of printing. Project data is obtained from public information sources, where possible, this data has been verified with the project proponent/developer, users of the Inventory may wish to confirm project data with the proponent/developer. The inventory does not breakdown project expenditures by any given year. The cost of a project is the value of expenditures expected over all phases of project construction, which may span over two or more years. Cost of projects listed in the Inventory are estimated values only. Source: Alberta Economic Development, 2004.

Value of Projects by Sector (as of September 2006)



Project Status	Number of Projects	Project Cost
Announced	7	\$8,930,000
Completed	1	\$1,200,000
Nearing Completion	1	\$3,500,000
Proposed	6	\$39,200,000
Under Construction	3	\$4,600,000
Total	18	\$57,430,000

This inventory lists projects in Alberta that have recently been completed, are under construction, or are proposed to start construction. Not all projects are listed due to reasons of confidentiality and/or due to information not being available at the time of printing. Project data is obtained from public information sources, where possible, this data has been verified with the project proponent/developer, users of the Inventory may wish to confirm project data with the proponent/developer. The inventory does not breakdown project expenditures by any given year. The cost of a project is the value of expenditures expected over all phases of project construction, which may span over two or more years. Cost of projects listed in the Inventory are estimated values only. Source: Alberta Economic Development, 2004.

Largest Projects in Hinton as of September 2006

Company Name	Project Description	Project Location	Project Cost	Construction Schedule	Status
West Fraser Timber	Machinery Upgrades	Hinton	\$20,000,000	-	Proposed
Town of Hinton	Eco - Industrial Park	Hinton	\$10,000,000	-	Proposed
Best Canadian Motor Inns	MOTOR INN AND WATERPARK	Hinton	\$5,000,000	-	Proposed
Town of Hinton	New RCMP Detachment Building	Hinton	\$4,900,000	2006-2007	Announced
Alberta Infrastructure and Transportation*	MODERNIZATION	Hinton	\$4,200,000	2006-2007	Under Construction
Freson Market	New IGA Grocery Store	Hinton	\$3,500,000	2006-2006	Nearing Completion
Westfair Foods	Extra Foods Grocery Store, Gas Bar and Liquor Store	Hinton	\$3,500,000	-	Proposed
714824 Alberta Ltd. (Black Bear Hotel)	HOTEL ADDITION (27 UNITS & INDOOR RECREATION & HOT TUB)	Hinton	\$1,800,000	2006-2006	Announced
Doug Sollows Architect	Industrial Warehouse	Hinton	\$1,200,000	2006-2006	Completed
Outback Express Lube & Wash Ltd.	COMMERCIAL - MINI LUBE, CAR / TRUCK WASH, LIQUOR STORE	Hinton	\$800,000	2006-2006	Announced

Disclaimer: Information in this profile has been provided from a variety of external sources. Although every effort has been made to ensure the accuracy, currency and reliability of the content and data, AlbertaFirst.com Ltd. accepts no responsibility in this regard.

© AlbertaFirst.com Ltd., 2006.