

Falher

www.town.falher.ab.ca

Welcome

Welcome to Falher. We hope the following information is helpful and gives you an opportunity to get to know our community. If you would like any other information not listed here please do not hesitate to contact us.

The Smoky River Regional Economic Development office is also located in Falher. They would be happy to help you with any of your business questions. Please call the Economic Development Officer at 780-837-2364 or email at gradstaak@mdsmokyriver.com. For tourism information please call 780-837-2247 or email at tnfalher@telusplanet.net.



Area Overview

This area is one of the earliest agricultural communities in the Peace Region. The Town of Falher is a Franco-Albertan community named after Father Constant Falher, o.m.i., the first parish priest who arrived in the area in 1912.

Known as the "Honey Capital of Canada", Falher is an agricultural service centre of major importance in the North Peace region. Falher's machinery dealerships and retail outlets serve the farming population throughout the Peace Country, and its burgeoning agricultural processing industry continues to find new local and international markets.

Community Services

Municipal

Falher Town Office
Box 155
Falher, Alberta T0H 1M0

Telephone: 780-837-2247
Fax: 780-837-2647

Municipal Library

Bibliotheque Dentinger

Provincial

Attorney General
Solicitor General
Provincial Court Room

Federal

__Canada Post Office

Community Lifestyle

Recreation

Falher offers a wide range of recreational programs and facilities to its citizens and visitors alike. An arena with artificial ice provides excellent facilities for skating, hockey and broomball. A spacious community hall, used for many public and private functions during the year, occupies the second level.

The Falher Centennial Curling Rink has three sheets of artificial curling ice available from October to April, for all regular square draws and bonspiels.

An outdoor, heated swimming pool, operated by the Town of Falher, is open to the public from May to August. In addition, a small wading pool is always appreciated by the moms and the tots on hot summer days. Other facilities include four baseball diamonds, a hiking trail, and a paved athletic track.

Golf is also available in the region with two courses within a few minutes drive of the town.

Avid hunters can find plenty of waterfowl and bird game throughout the area. Big game paradises are within a one-hour drive in all directions. Guiding and outfitting businesses supply hunters with fully experienced and qualified guides. On the other hand, if you simply wish to appreciate nature and wildlife, there are plenty of wilderness areas and natural habitats in the surrounding countryside.

For skiers, the recently completed Little Smoky Recreation area, located just an hour from Falher, is fully equipped with eleven downhill ski runs, a T-Bar ski-lift, cross country skiing and hiking trails, a chalet and a family toboggan run.

Community Organizations

- A.C.F.A.
- Club D'Age D'or [Senior Cit.]
- Club Alouette [Senior Cit.]
- Falher Chamber of Commerce
- Falher Curling Club
- Falher Municipal Library
- Falher Recreation Development Society
- Knights of Columbus
- Smoky Bear Junior Forest Wardens
- Smoky River Army Cadets
- Smoky River Regional Economic Development
- Smoky River Farmer's Market
- Smoky River Gymnastics
- Smoky River Manatees Swim Club
- Smoky River Minor Hockey
- Smoky River Tourism

Religious Services

- Congregation of Jehovah's Witnesses
- Ste. Anne Parish Church

Special Annual Events/Attractions

- Smoky River Agricultural Trade Show - March, 2007
- Falher Honey Festival -- July 21, 2007

Accommodation

- Falher Hotel
- Gerry's Suites
- The Honeycomb Inn

Restaurants

- Falher Co-op Restaurant
- Falher Restaurant and Dining Room
- Sammy's Steak and Pizza

Economic Base

Falher has an economic base in agriculture, oil & gas and forestry.

The good soils, long sunny days and favourable moisture to grow most crops provide for excellent farming operations. Grain volumes shipped from Falher are the second highest in Alberta and the alfalfa dehydrating plant producing over 140,000 tonnes of pellets annually. A new oat and pea processing facility is also under construction in the community.

In the areas surrounding the town, there have been many recent oil and natural gas discoveries which are currently being developed. Seismic crews, drilling rigs, wells and batteries are a common sight.

Forestry is also a strong industry here. There are three forest districts in the area and reports indicate that there are 10 million cubic feet of lumber being processed on an annual basis.

Apiculture is one of the area's major industries, with over 60,000 bee hives in the area producing over 10 million pounds (4.5 million kilograms) of quality honey per year. Thus, the town is proud to lay claim to the title: "Honey Capital of Canada".

Economic Facts

There is one grain elevator, one inland grain terminal, an alfalfa processing plant, a seed cleaning plant, and a new oat processing facility in the area. There are also farm implement sales and service centres in the community. Grain shipments from Falher's elevators are the second highest in Alberta, underlining Falher's importance as an agricultural centre. Also, an alfalfa dehydrating plant in Falher produces over 140,000 tonnes of pellets annually.

Our major agricultural businesses include:

- Falher Alfalfa Ltd. - Alfalfa Processing
- United Grain Growers Limited - Grain Distribution
- Agricore - Grain Distribution
- Peace Country Oat Processing - seed cleaning, bagging, producer car services

Financial Institutions

- ATB Financial
- Bank of Montreal
- Caisse Horizon Credit Union
- Farm Credit Corporation

Education

Public

Ecole Routhier School is part of the High Prairie School Division #48, headquartered in High Prairie [Tel: 780-523-3337] Ecole Routhier School offers education services for Grades K to 6. The School offers quality programs in both English and French. In order to meet the needs of its French-speaking clientele, the amount of French instruction has gradually increased throughout the years, to a point where 80% of the total instruction in the School District is given in French. Instruction in the Catholic faith is also offered.

There are two possible routes available to students in the pre-school to Grade 6 category: parents have the choice of enrolling their children in the French as a First Language Program, where 100% of instruction is given in French from Pre-School to grade 2, and approximately 80% instruction is in French for grades 3 to 6 inclusive. The other option is the English Language Program, where all instruction is given in English except for about 30 minutes of Oral French per day. Junior and high school education is available in the nearby community of Donnelly.

Ecole Heritage is part of the Conseil scolaire du nord-ouest #1. Ecole Heritage offers education services for Grades K to 12. Programs are offered in French only.

Pre-School

There are also preschool opportunities offered in both english and french.

Separate

N/A

Private

N/A

Emergency Services

All emergency services can be accessed by dialing 911.

Fire Protection

The town obtains fire protection from the Smoky River Fire Department. This department has 17 active members, 2 pumpers, 1 tanker truck and a rescue unit. [Office Tel: 780-837-2455].

Police Services

Falher is served by the McLennan detachment of the Royal Canadian Mounted Police [RCMP] [Office Tel: 780-324-3061].

Ambulance Services

Falher is served by the Smoky River Ambulance Service, 17 km east of Falher [Office Tel: 780-324-3911].

Health Care

The nearest hospital/nursing home complex is the 120-bed facility in McLennan, located 17 km east of Falher. The town itself has 2 doctors, 1 medical clinic, 1 health unit, 1 dentist, and 1 senior citizen lodge. Optometrist services are available once per week.

The Villa Beausejour has over the years proven to be a very satisfying and attractive housing alternative for many seniors in the Smoky River Region and surrounding rural communities. This Lodge offers 69 rooms for senior citizens who still wish to enjoy the privacy of their own room while benefitting from common meals, housekeeping services and the opportunity for social interaction.

Other seniors who prefer to live independently in their own suites, are offered subsidized rental accommodations in one of the 28 apartments in the Manoir Ste. Anne, a senior citizens' self-contained project.

Key Contacts for Business Development

Municipal

Town of Falher
Box 155
Falher, Alberta
T0H 1M0
Telephone: 780-837-2247
Fax: 780-837-2647

Margaret Tardif
Mayor

Gerard A. Nicolet
Municipal Administrator
tnfalher@telusplanet.net

Smoky River Regional Economic Development

P.O. Box 210
Falher, Alberta
T0H 1M0

Tel: 780-837-2364
Fax: 780-837-2453
email: gradstaak@mdsmokyriver.com

Greg Radstaak, *Economic Development Officer*

Provincial

Sara Chamberlain, Manager
Alberta Economic Development
Postal Bag 900 - 3
105 Provincial Building
9626 - 96 Avenue
Peace River, Alberta
T8S 1T4
Telephone: 780-624-6114
Fax: 780-624-6490

Bob Hall, *Regional Manager*
Alberta Economic Development
#1401 Provincial Building
10320-99 Street
Grande Prairie, AB T8V 6J4
Tel: 780-538-5230
Fax: 780-538-5332

Hector Goudreau
Member of the Legislative Assembly [MLA]
Dunvegan Central Peace Constituency

Constituency Office

P.O. Box 1054
031- 1st Avenue SW
Falher T0H 1M0
Phone: (780) 837-3846
Toll Free: 1-866-835-4988
Fax: (780) 837-3849
dunvegan.centralpeace@assembly.ab.ca

Legislature Office

#513 Legislature Building
10800-97 Avenue
Edmonton
T5K 2B6
Phone: (780) 415-9421
Fax: (780) 427-1835

Federal

Peace River, Alberta
WARKENTIN, Chris (Conservative)

Parliamentary Address

House of Commons
Ottawa, Ontario
K1A 0A6
Telephone: (613) 992-5685
Fax: (613) 947-4782
E-Mail: Warkentin.C@parl.gc.ca

Constituency Address

207 - 10605 West Side Drive
Grande Prairie, Alberta
T8V 8E6
Telephone: (780) 538-1677
Fax: (780) 538-9257

Location

The Town of Falher is located in the Municipal District of Smoky River #130, in north-west Alberta. Edmonton is 413 km southeast of Falher. Grande Prairie is 161 km southwest of Falher. Peace River is 62 kilometres north of the Town of Falher.

Post Secondary Education

Northern Lakes College of Slave Lake offers a variety of local courses for adults including university-level courses, professional and personal development, and general interest courses. Check out their website at www.yourfuture.ab.ca.

Taxation

Mill Rates 2006

Residential - Public 21.335

Residential - Separate N/A

Non-Residential - Public 23.04

Non-Residential - Separate N/A

Machinery - 16.997

	<u>Residential & Farmland</u>	<u>Non-Residential</u>
2006		
Municipal Tax Rate	16.824	16.824
Education - Alberta School Foundation Fund Tax Rate	4.338	6.043
Seniors Lodge Accommodation Tax Rate	0.173	0.173

Transportation

Air Services

The nearest airport is the Smoky River Regional Airport, located 10 km east of Falher. This airport is operated by the M.D. of Smoky River (837-2221)

Rail Services

Falher is served by RailLink. Only freight service is available.

Highways

Falher is situated on Highway 49, just east of the junction of Highways 2 and 43, the main thoroughfare of northwestern Alberta.

Trucking Firms

- Grimshaw Trucking Ltd.
- Rainbow Transport

Bus Services

- Greyhound Bus Lines offers regularly scheduled inter-community service.

Couriers and Taxis

- DHL Courier [telephone: 780-837-8222]
- Purolator Courier [telephone: 780-837-2278]
- UPS [telephone: 1-800-PICKUPS]
- FedEx [telephone: 1-800-FEDEX]

Utilities

Electrical Power & Natural Gas

ATCO Electric Ltd.

Falher, Alberta

Telephone:1-800-668-2248

ATCO Gas Ltd.
Falher, Alberta
Telephone; 837-5105

Telephone

Telus
Telephone: 310-2255

Water Supply

The source of Falher's water is Winagami Lake.

Waste Management

Sewage treatment is provided by 1 aerobic pond and 4 anaerobic ponds.

Residential, commercial and industrial garbage is collected weekly. There is a landfill site for solid wastes.

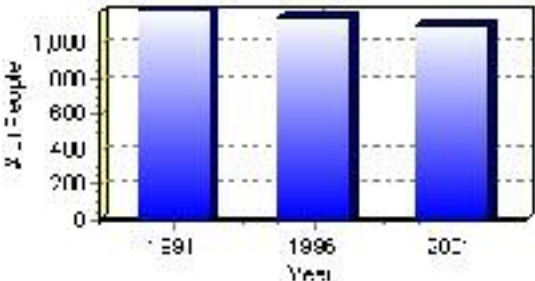
Population

Total Population

Population 2004*	1,109
Population 2003*	1,109
Population 2002*	1,109
Population 2001**	1,110
Population 2000*	1,149
Population 1996**	1,149
Population 1991**	1,183
Population % change 1991-1996	-2.96%
Population % change 1996-2001	-3.61%

* Source: Official Population List, Alberta Municipal Affairs
** Source: Statistics Canada 1991, 1996, & 2001 Census

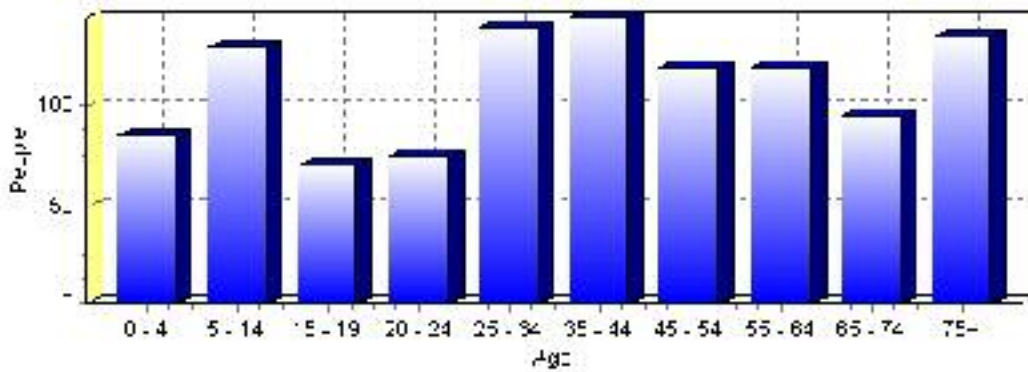
Total Population 1991-2001



Population by Age and Gender	1996 Male	1996 Female	1996 Total	2001 Male	2001 Female	2001 Total
Age 0 - 4	50	35	85	50	35	85
Age 5 - 14	70	55	125	65	65	130
Age 15 - 19	45	45	90	30	40	70
Age 20 - 24	35	45	80	35	40	75
Age 25 - 34	95	70	165	80	60	140
Age 35 - 44	80	75	155	75	70	145
Age 45 - 54	55	55	110	65	55	120
Age 55 - 64	55	45	100	50	70	120
Age 65 - 74	50	60	110	45	50	95
Age 75 and older	40	90	130	45	90	135
Total All Persons	565	580	1,145	540	570	1,110

Source: Statistics Canada 1996 & 2001 Census (numbers may not add up due to rounding)

Falher Population by Age Group (2001)

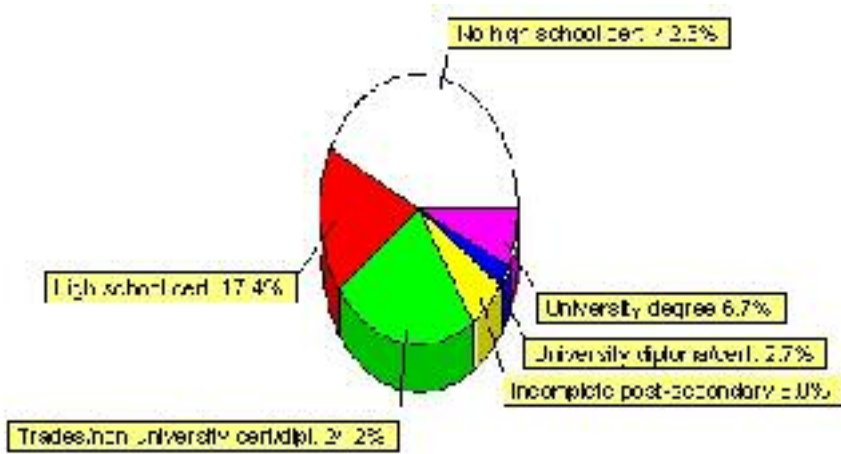


Education Statistics

Highest level of schooling for Population 20yrs and older	2001	%
People without high school certificates	315	42.28%
People with high school certificates	130	17.45%
People with trades or non-university certificate or diploma	180	24.16%
People with post-secondary education (not completed)	45	6.04%
People with university diploma/certificate	20	2.68%
People with university degree	50	6.71%
Total Population 20 years and older	745	100.00%

Source: Statistics Canada 2001 Census (numbers may not add up due to rounding)

Falher Highest Level of Schooling 2001



Population with Post Secondary Qualifications	1996	%	2001	%
Agriculture and biological sciences	15	8.57%	15	6.12%
Commerce, management and business administration	15	8.57%	35	14.29%
Educational, recreational and counseling services	20	11.43%	30	12.24%
Engineering and applied science tech. and trades	65	37.14%	85	34.69%
Engineering and applied sciences	0	0.00%	0	0.00%
Fine and applied arts	10	5.71%	25	10.20%
Health professionals, science and technologies	15	8.57%	15	6.12%
Humanities and related fields	10	5.71%	0	0.00%
Mathematics and physical sciences	10	5.71%	0	0.00%
Social sciences and related fields	10	5.71%	45	18.37%
Other and/or no specialization	0	0.00%	0	0.00%
Total people with post secondary qualifications	175	100.00%	245	100.00%
Females with post-secondary qualifications	85	48.57%	120	48.98%
Males with post-secondary qualifications	90	51.43%	125	51.02%

Source: Statistics Canada 1996 & 2001 Census (numbers may not add up due to rounding)

Labour Force

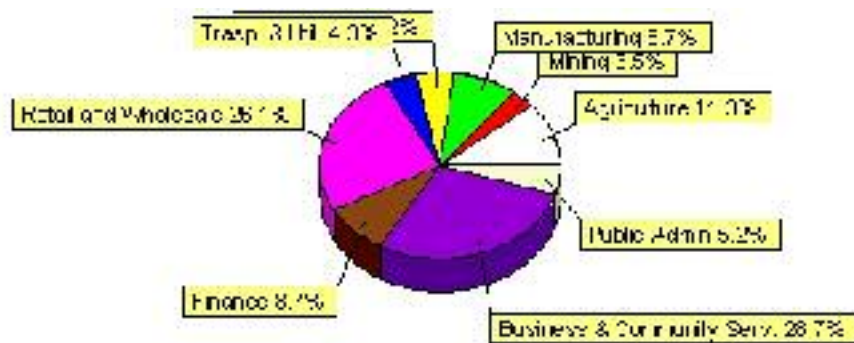
Labour force by activity	1996	2001
In the labour force, both sexes	580	580
Not in the labour force, both sexes	310	230
Total population 15 and over	895	810
Employed, both sexes	535	545
Unemployed, both sexes	50	35
Participation rate, both sexes	64.00%	72.00%
Unemployment rate, both sexes	9.00%	6.00%

Source: Statistics Canada 1996 & 2001 Census (numbers may not add up due to rounding)

Labour Force by Industry Division	1996	% of total	2001	% of total
Agriculture	65	11.50%	65	11.30%
Mining	10	1.77%	20	3.48%
Manufacturing	65	11.50%	50	8.70%
Construction	25	4.42%	30	5.22%
Transportation. & Utilities	30	5.31%	25	4.35%
Retail and Wholesale	130	23.01%	150	26.09%
Finance	20	3.54%	50	8.70%
Business & Community Services	140	24.78%	165	28.70%
Public Administration	25	4.42%	30	5.22%
Total All Industries	565	100.00%	575	100.00%

Source: Statistics Canada 1996 & 2001 Census (numbers may not add up due to rounding)

Falher Labour Force By Industry - 2001



Labour Force by Major Occupational Groups	1996	%	2001	%
Management occupations	50	8.85%	85	14.78%
Business, Finances and administrative occupations	70	12.39%	110	19.13%
Natural and applied sciences and related occupations	0	0.00%	0	0.00%
Health occupations	10	1.77%	20	3.48%
Occupations in social science; education; government and religion	30	5.31%	30	5.22%
Occupations in art; culture; recreation and sport	15	2.65%	10	1.74%

Sales and service occupations	200	35.40%	135	23.48%
Trades; transport; equipment operators and related occupations	120	21.24%	115	20.00%
Occupations unique to primary industry	50	8.85%	50	8.70%
Occupations unique to processing; manufacturing and utilities	25	4.42%	25	4.35%
Occupations not elsewhere classified	15	2.65%	0	0.00%
Total - All Occupations (major groups)	565	100.00%	575	100.00%
Females - All Occupations	275	48.67%	270	46.96%
Males - All Occupations	290	51.33%	310	53.91%

Source: Statistics Canada 1996 & 2001 Census (numbers may not add up due to rounding)

Income

Family Income (Number of Families)	1996	%	2001	%
less than \$19,999	10	4.26%	15	6.12%
\$20,000 - \$39,999	85	36.17%	70	28.57%
\$40,000 - \$59,999	60	25.53%	100	40.82%
\$60,000 and over	80	34.04%	55	22.45%
Total number of families	235	100.00%	240	97.96%
Average family income	\$51,353		\$54,223	
Median family income	\$46,171		\$53,497	

Source: Statistics Canada 1996 & 2001 Census (numbers may not add up due to rounding)

Household Income (Number of Households)	1996	%	2001	%
less than \$19,999	145	33.72%	80	17.98%
\$20,000 - \$39,999	115	26.74%	125	28.09%
\$40,000 - \$59,999	80	18.60%	130	29.21%
\$60,000 and over	40	9.30%	120	26.97%
Total number of households	430	100.00%	445	100.00%
Average household income	\$38,152		\$46,708	
Median household income	\$33,927		\$44,661	

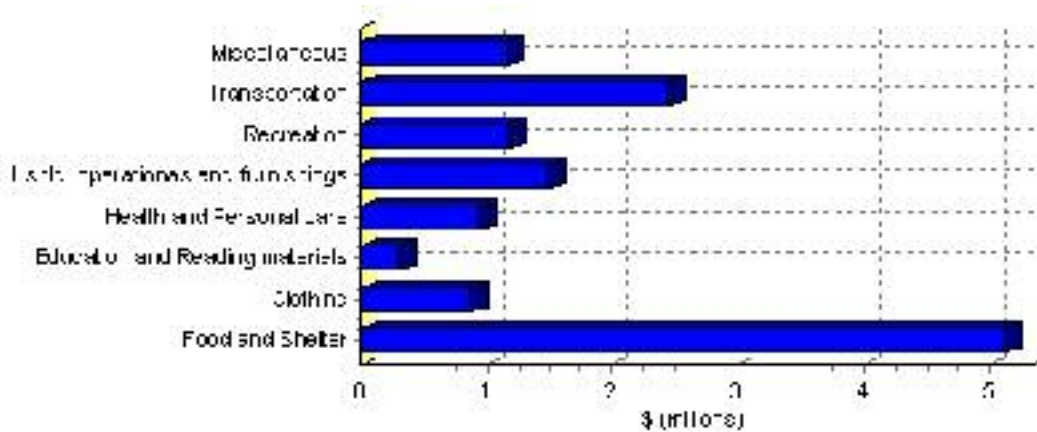
Source: Statistics Canada 1996 & 2001 Census (numbers may not add up due to rounding)

Family Expenditure

Expenditure Category	1992	% of total	1996	% of total
Food and Shelter	\$4,613,095	37.49%	\$5,132,961	37.86%
Clothing	\$829,285	6.74%	\$879,824	6.49%
Education and Reading materials	\$250,630	2.04%	\$298,946	2.21%
Health and Personal care	\$770,955	6.27%	\$941,672	6.95%
Hshld. operations and furnishings	\$1,350,145	10.97%	\$1,498,646	11.05%
Recreation	\$978,260	7.95%	\$1,177,579	8.69%
Transportation	\$2,520,490	20.48%	\$2,456,273	18.12%
Miscellaneous	\$986,300	8.02%	\$1,170,602	8.63%
Total Current Consumption	\$12,304,205	100.00%	\$13,556,503	100.00%
Total # of Households	440		432	
Average Consumption per Household	\$27,964		\$31,381	

Source: Statistics Canada Family Expenditure Survey 1992 & 1996 (numbers may not add up due to rounding).

Falher Family Expenditures (1996)

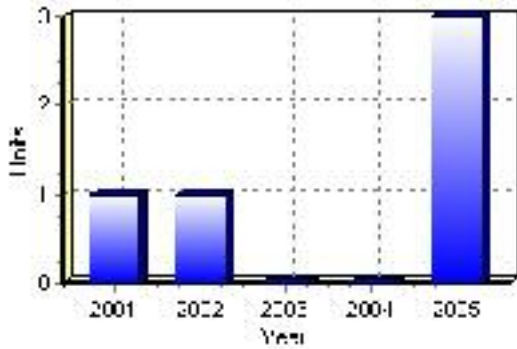


Building Permits

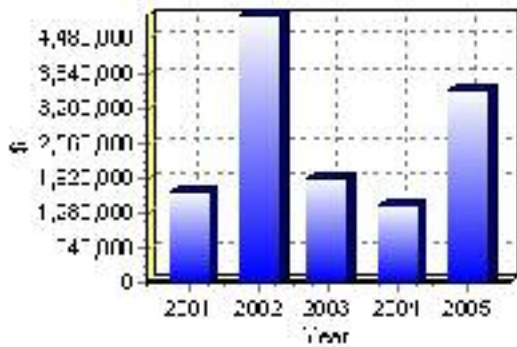
Total Building Permit Values	2001	2002	2003	2004	2005
Building Permits Value, Commercial	\$10,000	\$3,669,000	\$1,870,000	\$1,343,000	\$3,130,000
Building Permits Value, Industrial	\$0	\$20,000	\$30,000	\$35,000	\$0
Building Permits Value, Institutional	\$1,500,000	\$1,000,000	\$0	\$0	\$0
Building Permits Value, Residential	\$137,000	\$212,000	\$19,000	\$24,000	\$423,000
Building Permits Value, Total	\$1,647,000	\$4,901,000	\$1,919,000	\$1,402,000	\$3,553,000
Total Housing Starts	1	1	0	0	3

Source: Statistics Canada 2000-2004 Building Permits (numbers may not add up due to rounding)

Total Housing Starts



Value of Building Permits



Dwellings

Occupied Private Dwellings by Type	1996	% of total	2001	% of total
Apartments	45	10.47%	75	16.85%
Detached Duplexes	0	0.00%	5	1.12%
Movable Dwellings	85	19.77%	75	16.85%
Other single attached house	0	0.00%	0	0.00%
Row and semi-detached house	30	6.98%	20	4.49%
Single-detached house	275	63.95%	265	59.55%
Total number of occupied private dwellings	430	100.00%	445	100.00%
Private dwellings, owned	310	72.09%	305	68.54%
Private Dwellings, rented	125	29.07%	140	31.46%

Source: Statistics Canada 1996 & 2001 Census (numbers may not add up due to rounding)

Private Dwellings by Period of Construction	# of Dwellings	% of total
Period of construction, before 1946	25	5.62%
Period of construction, 1946 - 1960	75	16.85%
Period of construction, 1961 - 1970	50	11.24%
Period of construction, 1971 - 1980	150	33.71%
Period of construction, 1981 - 1990	100	22.47%
Period of construction, 1991 - 2001	45	10.11%
Total number of private dwellings constructed	445	100.00%

Source: Statistics Canada 2001 Census (numbers may not add up due to rounding)

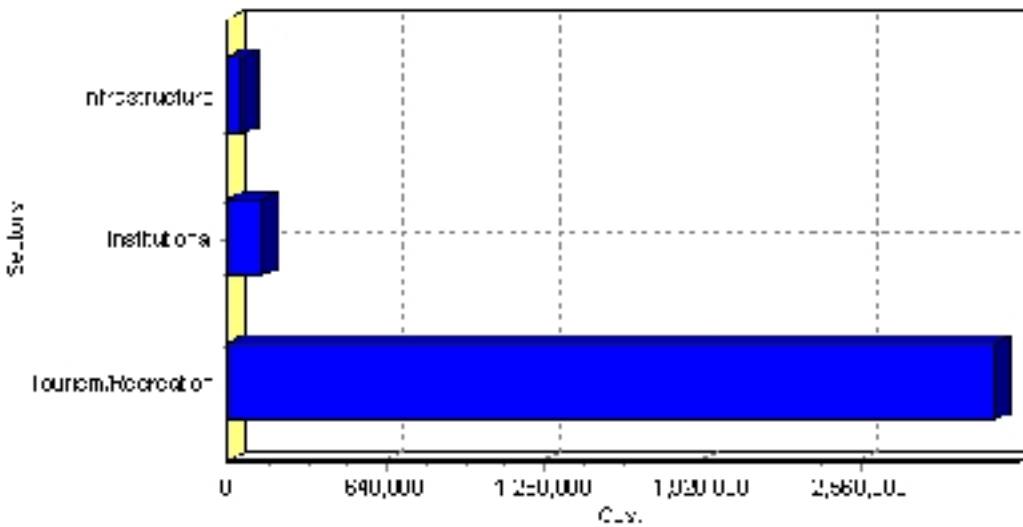
Projects

Summary of Projects in Falher as of September 2006

Project Sector	Number of Projects	Project Cost
Tourism/Recreation	2	\$3,100,000
Institutional	1	\$140,000
Infrastructure	4	\$60,000
Total	7	\$3,300,000

This inventory lists projects in Alberta that have recently been completed, are under construction, or are proposed to start construction. Not all projects are listed due to reasons of confidentiality and/or due to information not being available at the time of printing. Project data is obtained from public information sources, where possible, this data has been verified with the project proponent/developer, users of the Inventory may wish to confirm project data with the proponent/developer. The inventory does not breakdown project expenditures by any given year. The cost of a project is the value of expenditures expected over all phases of project construction, which may span over two or more years. Cost of projects listed in the Inventory are estimated values only. Source: Alberta Economic Development, 2004.

Value of Projects by Sector (as of September 2006)



Project Status	Number of Projects	Project Cost
Announced	6	\$500,000
Nearing Completion	1	\$2,800,000
Total	7	\$3,300,000

This inventory lists projects in Alberta that have recently been completed, are under construction, or are proposed to start construction. Not all projects are listed due to reasons of confidentiality and/or due to information not being available at the time of printing. Project data is obtained from public information sources, where possible, this data has been verified with the project proponent/developer, users of the Inventory may wish to confirm project data with the proponent/developer. The inventory does not breakdown project expenditures by any given year. The cost of a project is the value of expenditures expected over all phases of project construction, which may span over two or more years. Cost of projects listed in the Inventory are estimated values only. Source: Alberta Economic Development, 2004.

Largest Projects in Falher as of September 2006

Company Name	Project Description	Project Location	Project Cost	Construction Schedule	Status
Town of Falher	REGIONAL RECREATION COMPLEX	Falher	\$2,800,000	2006-2006	Nearing Completion
Town of Falher	FALHER CURLING RINK	Falher	\$300,000	2006-2007	Announced
Villa Beausejour	New Boiler & Roof Repairs	Falher	\$140,000	2006-2006	Announced
Town of Falher	Storm Sewer Improvements (W of Main St From South Ave to Eden 2000 Apartments)	Falher	\$25,000	2006-2006	Announced
Town of Falher	Storm Sewer Improvements - 1 Street (From 3 Ave S To 2 Ave S)	Falher	\$20,000	2006-2006	Announced
Town of Falher	Recreation Complex Parking Lot Repair - Recap	Falher	\$10,000	2006-2006	Announced
Town of Falher	Paving - Hiking Trails	Falher	\$5,000	2006-2006	Announced

Disclaimer: Information in this profile has been provided from a variety of external sources. Although every effort has been made to ensure the accuracy, currency and reliability of the content and data, AlbertaFirst.com Ltd. accepts no responsibility in this regard.

© AlbertaFirst.com Ltd., 2006.