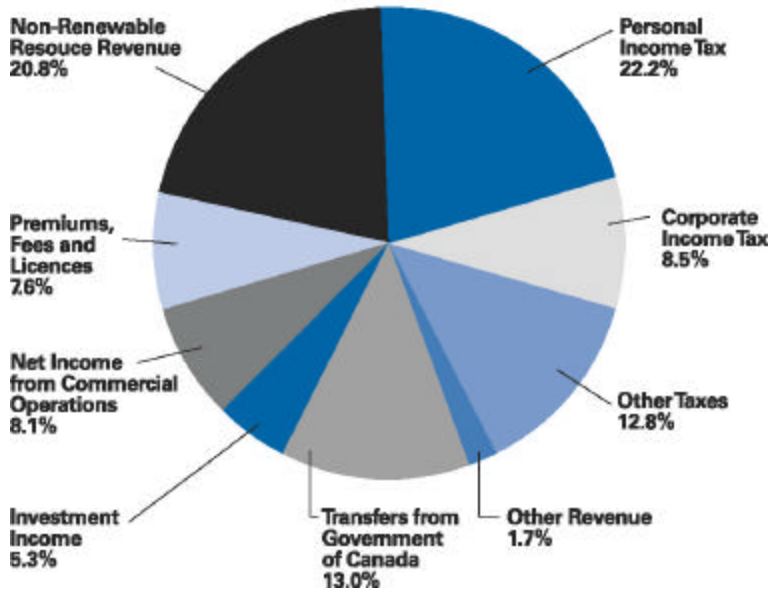
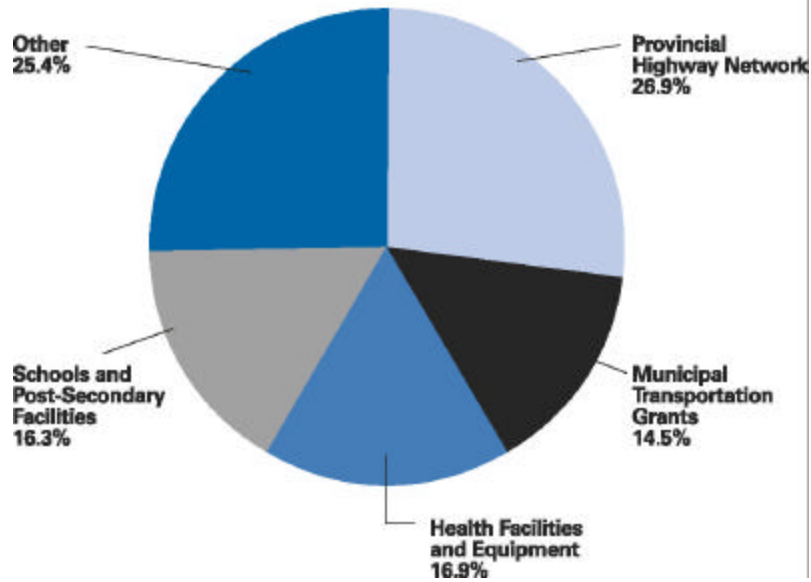


March 24, 2004

2004-05 Revenue \$23 Billion



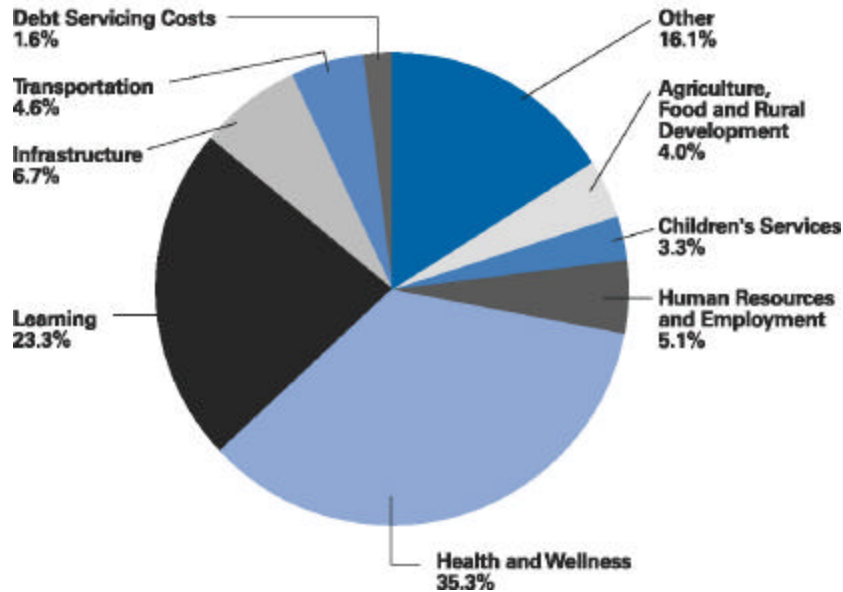
2004-07 Capital Plan \$6.5 Billion



2004-05 Expense

Expense by Ministry

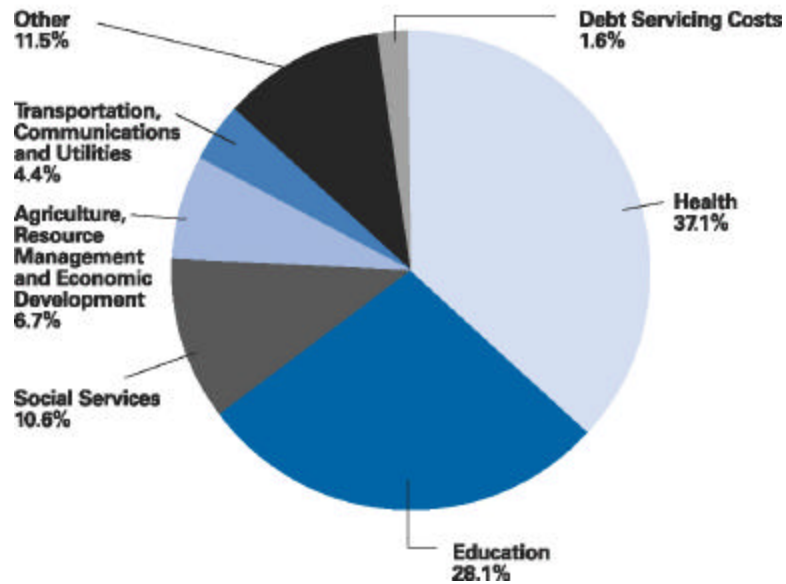
\$22.6 Billion



2004-05 Expense

Expense by Function

\$22.6 Billion



Interprovincial Tax and Health Care Insurance Premium Comparison, 2004

(dollars)

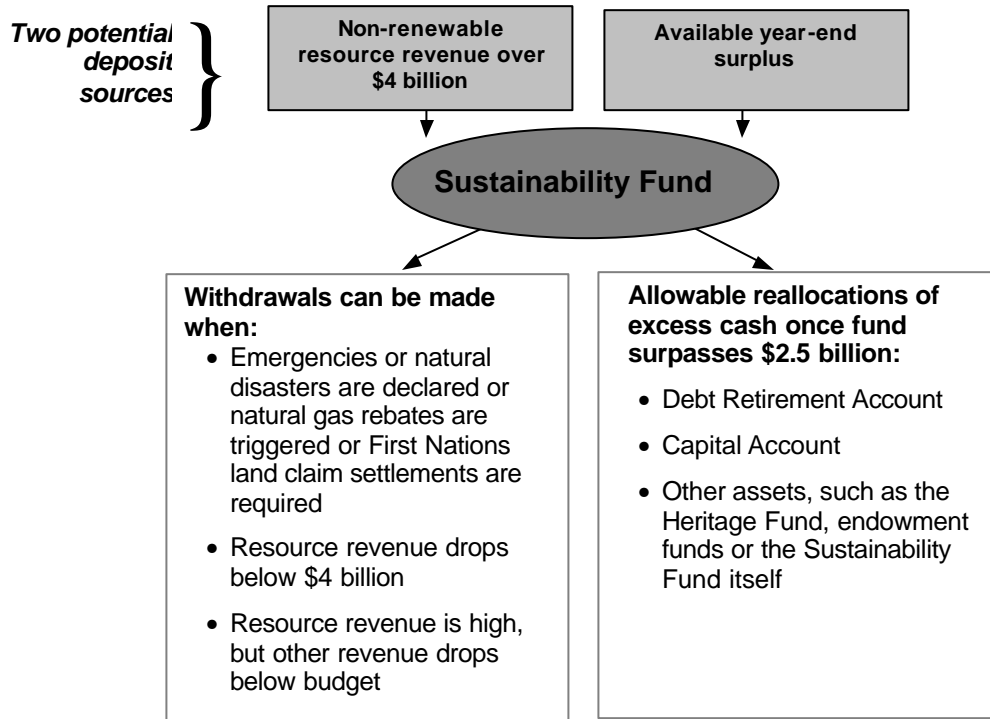
	AB	BC	SK	MB	ON	QC	NB	NS	PE	NL
Employment Income of \$30,000 – One Income Family with Two Children										
Provincial income tax	(840)	299	534	515	(380)	(769)	1,089	976	1,112	1,441
Provincial sales tax	—	702	544	810	982	1,297	1,032	1,052	1,242	1,244
Health care premium	201	583	—	—	—	—	—	—	—	—
Payroll tax	—	—	—	226	273	636	—	—	—	179
Fuel tax	270	435	450	345	441	456	435	465	420	495
Subtotal	(369)	2,019	1,528	1,896	1,316	1,620	2,556	2,493	2,774	3,359
Tobacco tax	800	895	800	775	493	515	588	651	748	750
Total	431	2,914	2,328	2,671	1,809	2,135	3,144	3,144	3,522	4,109
Alberta Advantage		2,483	1,897	2,240	1,378	1,704	2,713	2,713	3,091	3,678
Employment Income of \$60,000 – Two Income Family with Two Children										
Provincial income tax	1,971	1,896	2,936	3,106	1,478	2,089	3,182	3,065	3,312	3,645
Provincial sales tax	—	1,031	788	1,167	1,426	1,834	1,515	1,542	1,819	1,829
Health care premium	792	972	—	—	—	—	—	—	—	—
Payroll tax	—	—	—	452	547	1,271	—	—	—	357
Fuel tax	405	653	675	518	662	684	653	698	630	743
Subtotal	3,168	4,552	4,399	5,243	4,113	5,878	5,350	5,305	5,761	6,574
Tobacco tax	800	895	800	775	493	515	588	651	748	750
Total	3,968	5,447	5,199	6,018	4,606	6,393	5,938	5,956	6,509	7,324
Alberta Advantage		1,479	1,231	2,050	638	2,425	1,970	1,988	2,541	3,356
Employment Income of \$100,000 – Two Income Family with Two Children										
Provincial income tax	5,264	4,556	6,873	7,681	4,559	8,455	7,508	7,185	7,516	8,556
Provincial sales tax	—	1,582	1,185	1,740	2,149	2,637	2,269	2,315	2,732	2,723
Health care premium	792	972	—	—	—	—	—	—	—	—
Payroll tax	—	—	—	754	911	2,119	—	—	—	596
Fuel tax	405	653	675	518	662	684	653	698	630	743
Subtotal	6,461	7,763	8,733	10,693	8,281	13,895	10,430	10,198	10,878	12,618
Tobacco tax	800	895	800	775	493	515	588	651	748	750
Total	7,261	8,658	9,533	11,468	8,774	14,410	11,018	10,849	11,626	13,368
Alberta Advantage		1,397	2,272	4,207	1,513	7,149	3,757	3,588	4,365	6,107

Calculations are based on other provinces' tax parameters known as of February 27, 2004.

Assumptions:

- Business is assumed to bear between 25% and 60% of the provincial sales tax, depending upon the provincial tax regime.
- Health care insurance premiums are net of premium subsidies.
- In provinces that impose payroll taxes, 75% is assumed to be borne by employees and 25% by employers. The same 75/25 split is assumed for the net health care insurance premiums.
- Fuel tax is based on estimated consumption of 3,000 litres per year for one-income families and 4,500 litres for two-income families.
- Tobacco tax is based on estimated consumption of 100 packs per adult per year.
- RRSP/RPP contributions of \$1,000, \$7,800 and \$13,500 are included in the calculation of personal income tax for the \$30,000, \$60,000 and \$100,000 families, respectively.
- For two-income families, income and RRSP/RPP contributions are split 60/40 between the two spouses.
- The children in each family are assumed to be 6 and 12 years old.

How the Sustainability Fund Works



For media inquiries, please contact:

Jerry Bellikka
Director of Communications
Alberta Finance
(780) 427-5364
(780) 718-5699 (cell)

This backgrounder is available on the Alberta Finance homepage at: <http://www.finance.gov.ab.ca/>