

Evaluation Report

445



Halross Mini 919 Grain Moisture Meter

A Co-operative Program Between



ALBERTA
FARM
MACHINERY
RESEARCH
CENTRE



PRAIRIE AGRICULTURAL MACHINERY INSTITUTE

HALROSS MINI 919 GRAIN MOISTURE METER

MANUFACTURER AND DISTRIBUTOR:

Labtronics
1050 Grain Exchange Building
167 Lombard Avenue
Winnipeg, Manitoba
R3B 0V3

RETAIL PRICE:

\$675.00 (March, 1986, f.o.b. Lethbridge, Alberta, complete with thermometer, balance and conversion charts).




FIGURE 1. Halross Mini 919 Grain Moisture Meter: (1) Dump Cylinder, (2) Triple-beam Balance, (3) Sample Chamber, (4) Meter, (5) Function Knob, (6) Adjust Knob, (7) Zero Adjust, (8) Thermometer.

SUMMARY

The accuracy of the Halross Mini 919 in wheat was very good over the entire range of moisture contents measured. Uncertainty was good and repeatability was excellent. Accuracy in barley was very good over the entire range of moisture contents measured. Uncertainty was very good and repeatability was excellent. The accuracy in canola (rapeseed) was very good to excellent over the entire range of moisture contents measured. Uncertainty and repeatability were both excellent.

The meter was easy to operate and a moisture measurement could be made in less than two minutes. The meter and balance were not considered suitable for transporting for field use.

The instruction manual was for the model 919, not the Mini 919. The manual and the moisture and temperature conversion charts were clear and easy to understand.

As with most moisture meters, results depended on grain variety, the geographic location in which the grain was grown and many other variables. It is recommended that the user annually check a few samples against the meter used at his local elevator to determine a suitable correction factor.

Manager/Senior Engineer: E. H. Wiens

Project Engineer: L. R. Coleman

GENERAL DESCRIPTION

The Halross Mini 919 grain moisture meter determines moisture content using the capacitance principle. The principle is based on the change in the dielectric properties of grain with changes in moisture content.

The dial reading scale is divided from 0 to 100 in increments of one. Readings from the dial, combined with the temperature of the grain sample, are used to obtain moisture content from moisture charts supplied for common grains grown on the prairies.

A dump cylinder is used to uniformly load the grain sample into the 31/2 in (90 mm) diameter test cell.

The grain samples are weighed on an accurate, triple beam balance scale supplied with the meter.

Also supplied are a thermometer and a complete set of temperature and moisture conversion charts.

The meter operates on a 9-volt transistor battery.

Detailed specifications are found in APPENDIX I while FIGURE 1 shows major components.

SCOPE OF TEST

The Halross Mini 919 meter was used to determine moisture contents in wheat, barley and canola (rapeseed). Meter readings were compared to moisture contents obtained using the American Association of Cereal Chemists oven method. This method is also used by the Canadian Grain Commission Research Laboratory. In addition, performance was compared to that of a PAMI reference moisture meter¹.

For each grain, artificially tempered samples (dry grain which was moistened in the laboratory and allowed to stabilize before moisture measurement) were used to determine meter performance.

The moisture content of each grain sample was measured five times with the meter. In total over 400 measurements were made with the Halross Mini 919 moisture meter. All results in the report are expressed on a percent wet-weight basis, consistent with common grain practice.

The meter was evaluated for ease of operation, quality of work and suitability of the operator's manual.

RESULTS AND DISCUSSION

EASE OF OPERATION

Moisture Measurement: The Halross Mini 919 was easy to operate. The meter circuit was fully transistorized and no warm-up period was required. It was necessary to accurately weigh the sample before determining its moisture content. Both the meter and scale required a level surface for best accuracy. Temperature compensation was made by measuring sample temperature (°C) and using the conversion charts provided. In total, it took less than two minutes to complete a moisture measurement.

Conversion charts indicated both the sample weight and grain test weight for each grain. Test weight ("bushel weight") was easily obtained, provided the optional "litre measuring cup" was available. Test weight was obtained by weighing the contents of the measuring cup and converting to either pounds per bushel or kilograms per hectolitre.

The meter was easily calibrated by turning the function switch to the calibrate position, setting the dial reading to "Cal" and turning the calibration knob to obtain a minimum (null) meter reading. Calibration adjustment for the null position was extremely sensitive. Because of the tendency to drift, frequent calibration checks are recommended.

The meter dial could be read to the nearest 0.5 division which resulted in moisture contents to the nearest 0.1%. The error due to reading the meter scale from an angle (parallax) could be as high as 1.0 division which could result in a 0.2% error in moisture measurements.

The 9-volt transistor battery was easily replaced by removing two screws.

Field Use: The Halross Mini 919 was not provided with a carrying case. A flat surface, protected from the wind, was re-

¹The PAMI reference moisture meter used for this series of tests was a Motomco model 919, similar to the moisture meter used in most prairie grain elevators. Accuracy results for the reference moisture meter are presented in APPENDIX II.

quired for accurate sample weighing. The Mini 919 and scale were not readily transportable for field use and should be considered primarily for use indoors.

QUALITY OF WORK

Weighing Accuracy: The triple beam balance supplied was accurate to 0.1 g and was easy to use. Sample size was dependent on the grain type tested and varied from 175 to 250 g for the 3½ in (90 mm) cell. Careful weighing with the triple beam balance resulted in the required sample weight accuracy to obtain accurate moisture content measurements. However, pouring the sample until the balance tipped, could result in errors in sample weight up to 5 g and a resulting 0.7% error in moisture content. Accurate sample weights are necessary to obtain accurate moisture content measurements.

Temperature Compensation: The conversion charts compensated well for temperature. When the same sample of wheat was warmed from 10 to 23°C, temperature compensation was accurate to within 0.1% moisture content.

Measurement Range: The range of moisture content of greatest concern is between 12 and 20% for cereal grains and between 8 and 15% for canola. These ranges include dry, tough and damp stages.

Charts supplied with the Halross Mini 919 indicated that, at room temperature, it was capable of measuring moisture contents ranging from 9.5 to 25.7% in wheat, 9.7 to 25.8% in barley and 6.6 to 14.7% in canola.

The Halross Mini 919 was evaluated with samples ranging in moisture content from 9 to 25% in wheat, 11 to 25% in barley and 7.5 to 15.5% in canola.

Meter Performance (Accuracy, Uncertainty and Repeatability): To assess meter performance, three factors; accuracy, uncertainty and repeatability, should be considered. Accuracy indicates how close the average meter reading is to true moisture content. Uncertainty is a measure of scatter over the range of moisture contents measured, or how close the readings follow a "best-fit" line. The shaded belts (APPENDIX II) can be used as a measure of meter uncertainty since they represent the region in which 95% of the test results can be expected to occur. A wide belt indicates a wide scatter and measurement uncertainty, whereas a narrow belt shows good meter certainty. Repeatability is a measure of how consistently a meter gives the same reading when the same grain sample is tested several times. If operator error or instrument error result in different readings with repeated measurements of the same sample, then the repeatability is poor.

The accuracy of the Halross Mini 919 in wheat was very good over the complete range of moisture contents from 9 to 25%. At 14.5% moisture content, the upper limit for dry wheat, the average meter reading was 0.7% low. This compared to a 0.4% low reading for the PAMI reference moisture meter. Since the meter error for the Mini 919 was the same over the entire moisture content range (i.e. the average line in FIGURE 2, APPENDIX II is parallel to the "zero" meter error line) and since the uncertainty was excellent and repeatability very good, the meter could be recalibrated to make the meter completely accurate in wheat over the entire range of moisture contents.

The accuracy of the Halross Mini 919 in barley was very good over the entire range of moisture contents measured. At 14.8% moisture content, the upper limit for dry barley, the average meter reading was 0.5% low. This compared to a reading of 0.5% low for the PAMI reference moisture meter. Repeatability was excellent and uncertainty was very good over the entire moisture content range.

The accuracy of the Halross Mini 919 in canola (rapeseed) was very good to excellent over the entire range of moisture contents measured. At 10.5% moisture content, the upper limit for dry canola, the average meter reading was 0.3% low. The PAMI reference moisture meter also read 0.3% low. Uncertainty and repeatability were both excellent over the entire range of moisture contents. As with wheat, the capability existed to recalibrate the meter and make it completely accurate in canola over the entire range of moisture contents.

Errors from Crop Variables: The dielectric properties of grain vary with grain variety, kernel size, geographic location, maturity, weathering, artificial or natural drying, tempering (whether or not a dry windrow was re-wetted with rain) and other factors depending on the year the grain was harvested. The manufacturer's moisture scales are an attempt to accurately represent the average properties for one grain variety. It is difficult to accurately predict the dielectric properties of all varieties of grains grown in the prairies and to prepare an appropriate calibration chart. It is, therefore, recommended that the owner annually check the results of his moisture meter against the moisture meter used at his local elevator. Comparing only a few samples should give enough information to correct meter readings.

DURABILITY

As already mentioned, the Halross Mini 919 was considered to be best suited for operation indoors. It is quite durable for this purpose and no problems were encountered during the evaluation.

OPERATOR'S MANUAL

The operator's manual supplied was for the Halross 919, so parts of the instructions did not apply. Otherwise the manual was clear and informative. The conversion charts are identical for both the Halross Mini 919 and the Halross 919.

| APPENDIX I | |
|--------------------------------|---|
| SPECIFICATIONS | |
| MODEL: | Halross Mini 919 |
| SERIAL NUMBER: | 0070 |
| MANUFACTURER: | Labtronics 1050 Grain Exchange Building 167 Lombard Avenue Winnipeg, Manitoba R3B 0V3 |
| ELECTRICAL POWER | |
| REQUIREMENT: | One 9 V transistor battery |
| OVERALL HEIGHT: | 13.6 in (345 mm) |
| OVERALL WIDTH: | 6.1 in (154 mm) |
| OVERALL LENGTH: | 10 in (254 mm) |
| TOTAL WEIGHT: | 2.6 lb (1184 g) 3.5 lb (1570 g) (with dump) |
| PRINCIPLE OF OPERATION: | Capacitance |
| SAMPLE SIZE: | 225 to 250 g for most grains (approx. 10.4 fl oz) |

| APPENDIX II | | | | | | |
|---|------------|--------------------|-------------------------|------------------------|-------------|-------------|
| STATISTICAL SIGNIFICANCE OF MOISTURE METER RESULTS | | | | | | |
| The following data are presented to illustrate the statistical significance of the moisture meter results shown in Figures 2 to 5. This information is intended for use by those who may wish to check results in greater detail. | | | | | | |
| In the following table, M = the reading of the meter in percent moisture, wet basis, while T = the moisture content of the sample in percent moisture, wet basis, as determined by the American Association of Cereal Chemists oven method. Sample size refers to the number of grain samples used. Each meter sample represents the average of five meter readings on that sample. | | | | | | |
| GRAIN TYPE | FIGURE NO. | REGRESSION FORMULA | CORRELATION COEFFICIENT | STD. ERROR OF ESTIMATE | SAMPLE SIZE | SAMPLE MEAN |
| HALROSS MINI 919 | | | | | | |
| Wheat. | | | | | | |
| 9 to 25% m.c. | 2 | M = 0.99T - 0.54 | 1.00 | 0.22 | 12 | 14.35 |
| Barley. | | | | | | |
| 10 to 25% m.c. | 3 | M = 1.05T - 1.23 | 1.00 | 0.30 | 9 | 15.73 |
| Canola. | | | | | | |
| 7.5 to 15.5% m.c. | 4 | M = 0.99T - 0.24 | 1.00 | 0.16 | 7 | 10.89 |
| PAMI REFERENCE METER | | | | | | |
| Wheat. | | | | | | |
| 9 to 25% m.c. | 5 | M = 0.96T + 0.21 | 1.00 | 0.11 | 10 | 15.03 |
| Barley. | | | | | | |
| 11 to 25% m.c. | 5 | M = 1.00T - 0.57 | 1.00 | 0.26 | 14 | 15.78 |
| Canola. | | | | | | |
| 6 to 15% m.c. | 5 | M = 0.93T + 0.34 | 1.00 | 0.16 | 10 | 10.87 |

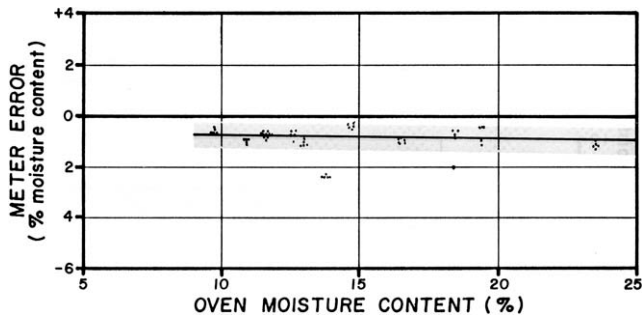


FIGURE 2. Accuracy of the Halross Mini 919 Meter in Wheat.

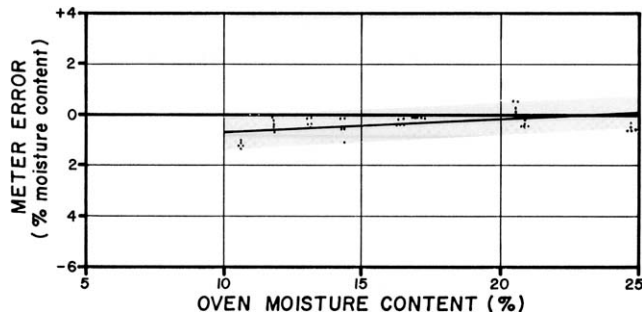


FIGURE 3. Accuracy of the Halross Mini 919 Meter in Barley.

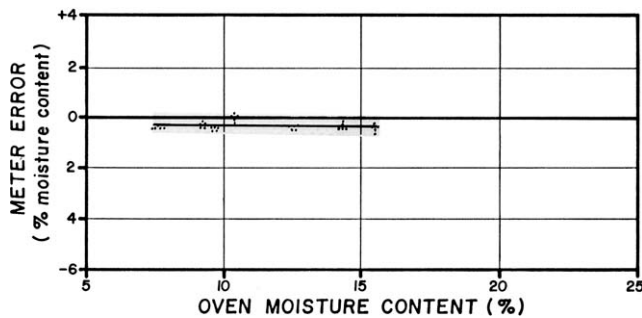


FIGURE 4. Accuracy of the Halross Mini 919 Meter in Canola (Rapeseed).

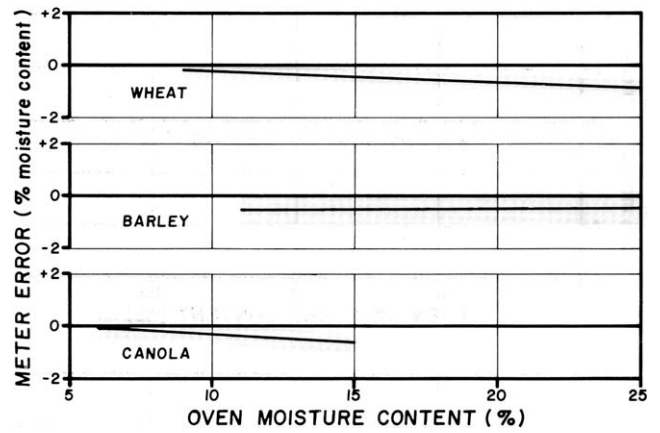


FIGURE 5. Accuracy of the PAMI Reference Moisture Meter in Wheat, Barley and Canola.

APPENDIX III

MACHINE RATINGS

The following rating scale is used in PAMI Evaluation Reports:

- Excellent
- Very Good
- Good
- Fair
- Poor
- Unsatisfactory

APPENDIX IV

CONVERSION TABLE

| | | |
|-------------------|---|------------------|
| 1 millimetre (mm) | = | 0.04 inches (in) |
| 1 gram (g) | = | 0.04 ounces (oz) |
| 1 kilogram (kg) | = | 2.2 pounds (lb) |



**ALBERTA
FARM
MACHINERY
RESEARCH
CENTRE**

3000 College Drive South
Lethbridge, Alberta, Canada T1K 1L6
Telephone: (403) 329-1212
FAX: (403) 329-5562
<http://www.agric.gov.ab.ca/navigation/engineering/afmrc/index.html>

Prairie Agricultural Machinery Institute

Head Office: P.O. Box 1900, Humboldt, Saskatchewan, Canada S0K 2A0
Telephone: (306) 682-2555

Test Stations:
P.O. Box 1060
Portage la Prairie, Manitoba, Canada R1N 3C5
Telephone: (204) 239-5445
Fax: (204) 239-7124

P.O. Box 1150
Humboldt, Saskatchewan, Canada S0K 2A0
Telephone: (306) 682-5033
Fax: (306) 682-5080