

CANADIAN PRESS / LEGER MARKETING

How Canadians View Aboriginal Rights

Report



1.0 Study Highlights

- Aboriginals represent a source of cultural enrichment for Canada.

Question : *Do you think Aboriginals represent... ?*

n=1500	YES	NO	Don't know
... a source of cultural enrichment for Canada			
Canada	82%	14%	4%
... a source of economic enrichment for Canada			
Canada	45%	43%	11%

- Nearly a third of Canadians feel that Aboriginals have more rights than Caucasians.

Question : *Do you think Aboriginals have ... ?*

n=1500	... MORE rights than Caucasians	... FEWER rights than Caucasians	...The SAME rights as Caucasians	Don't know
Canada	30%	13%	48%	8%

- Governments should respect Aboriginal treaties.

Question : *In your view, should governments respect treaties signed by Caucasians and Aboriginals in the past ?*

n=1500	YES	NO	Don't know
Canada	68%	19%	13%

- Aboriginals shouldn't have total authority over new Canadian territories.

Question : *Do you think the government should give Aboriginals total authority, that is administrative, judicial, economic, etc., over Canada's new territories?*

n=1500	YES	NO	Don't know
Canada	32%	54%	14%
<i>Do you think this should be the case if there are Caucasians living in the territory?</i>			
Canada	24%	59%	18%

- **Aboriginals should have their own elected representatives in Canadian governments.**

Question : *Do you think Aboriginals should have their OWN REPRESENTATIVES in the various existing elected governments or that they should FORM AN INDEPENDENT GOVERNMENT solely responsible for governing the citizens of Aboriginal reserves?*

n=1500	
Their own representatives in the various existing elected governments	63%
They should form an independent government solely responsible for governing the citizens of Aboriginal reserves	23%
Don't know/ Refusal	13%

2. Detailed Results

2.1 Aboriginals represent a source of cultural enrichment for Canada

82% of Canadians feel Aboriginals are a source of enrichment for Canada, while 14% think the contrary.

90% of those who believe Aboriginals have fewer rights than Caucasians, 89% of Ontarians, 87% of anglophones and 86% of university graduates were more likely to recognise the cultural enrichment provided by Aboriginals.

This enrichment was not recognised by those who believe Aboriginals have more rights than Caucasians (23%), francophones (28%) and Quebeckers (25%).

45% of Canadians feel Aboriginals are a source of economic enrichment for the country, while 43% do not share this view and 11% don't know.

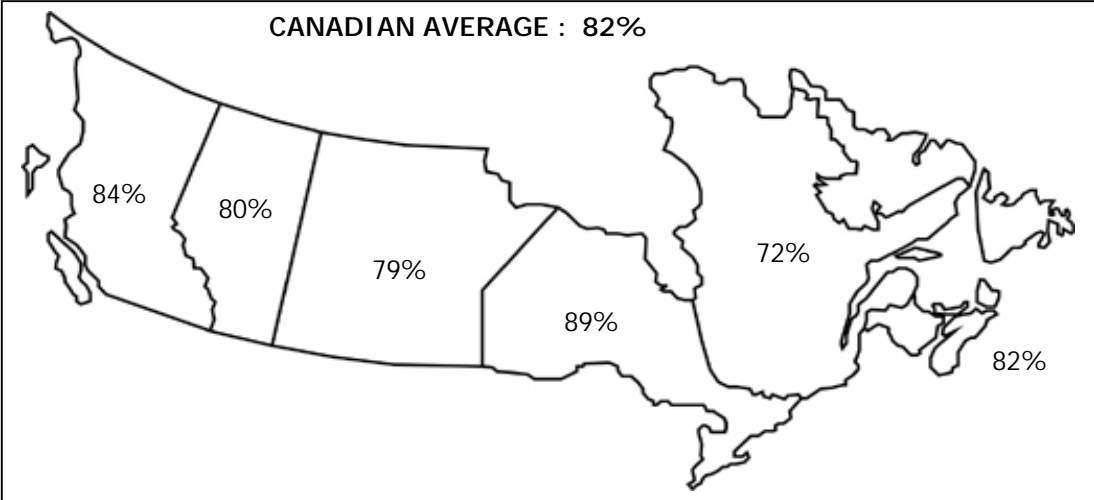
59% of those who believe Aboriginals have fewer rights than Caucasians, and 52% of Ontarians are more likely to admit Aboriginals are a source of economic enrichment. However, 61% of those who feel Aboriginals have more rights than Caucasians and 60% of Quebeckers do not believe the aboriginal community is a source of enrichment for the country.

Question : *Do you think Aboriginals represent ?*

... a source of cultural enrichment for Canada			
n=1500	YES	NO	Don't know
Atlantic Provinces	82%	14%	4%
Quebec	72%	25%	3%
Ontario	89%	7%	4%
Prairies	79%	14%	7%
Alberta	80%	16%	5%
British Columbia	84%	12%	4%
Canada	82%	14%	4%

... a source of economic enrichment for Canada			
N = 1500	YES	NO	Don't know
Atlantic Provinces	56%	37%	7%
Quebec	31%	60%	9%
Ontario	52%	34%	14%
Prairies	46%	45%	9%
Alberta	48%	42%	11%
British Columbia	44%	43%	13%
Canada	45%	43%	11%

Proportion of Canadians who believe Aboriginals are a source of cultural enrichment for the country



2,2 **Nearly a third of Canadians believe Aboriginals have more rights than Caucasians**

30% of Canadians believe Aboriginals have more rights than Caucasians, while 48% feel that they have the same rights and 13% feel they have fewer rights.

The results vary quite a bit from region to region. 43% of Prairie residents, 38% of Albertans and 35% of Quebecers believe Aboriginals have more rights than Caucasians. However, only 22% of Ontarians agree with this statement and 18% feel Aboriginals have fewer rights than Caucasians.

Question : *Do you think Aboriginals have... ?*

n=1500	... MORE rights than Caucasians	... FEWER rights than Caucasians	... The SAME rights as Caucasians	Don't know
Atlantic Provinces	33%	15%	41%	11%
Quebec	35%	10%	50%	5%
Ontario	22%	18%	49%	10%
Prairies	43%	7%	41%	9%
Alberta	38%	10%	43%	10%
British Columbia	30%	8%	53%	8%
Canada	30%	13%	48%	8%

2.3 Governments should respect Aboriginal treaties

According to 68% of Canadians, governments should respect the treaties that were signed with the Aboriginals. However, 19% of Canadians do not share this view and 13% did not express an opinion.

British Columbians (77%) expressed the most support for upholding the treaties, while 27% of Albertans were against respecting the treaties.

78% of those who felt Aboriginals had fewer rights than Caucasians, 71% of men, 72% of 18-24 year olds, 72% of Ontarians and 77% of British Columbians were among those who showed the most support for respecting the treaties. Those who believe Aboriginals have more rights than Caucasians (29%), 55-64 year-olds (27%), and francophones (26%) were among those who were against upholding the treaties.

Question : *In your view, should governments respect treaties signed by Caucasians and Aboriginals in the past ?*

n=1500	YES	NO	Don't know
<i>Do you think Aboriginals have</i>			
<i>... MORE rights than Caucasians</i>	62%	29%	9%
<i>... FEWER rights than Caucasians</i>	78%	16%	6%
<i>... or have the SAME rights as Caucasians</i>	71%	15%	13%
Canada	68%	19%	13%

2.4 **Aboriginals should not have total authority over the new Canadian territories**

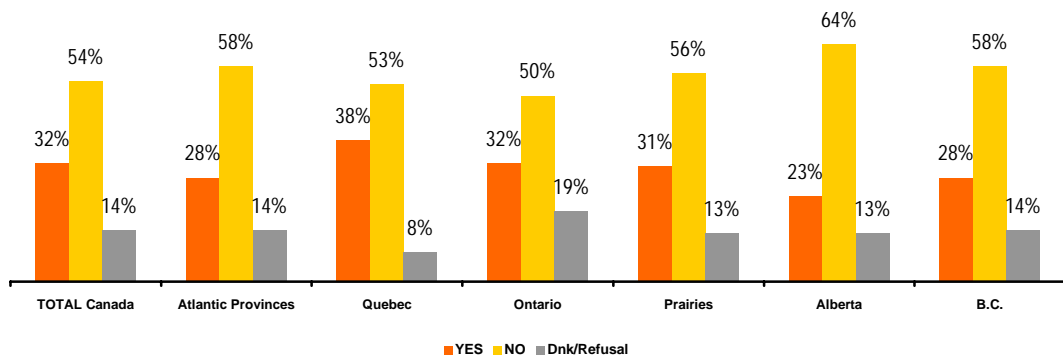
According to 54% of Canadians, governments should not grant Aboriginals total authority, that is administrative, judicial, economic, etc., over Canada's new territories. Overall, 32% were in favour and 14% did not have an opinion.

65% of those who believe Aboriginals have more rights than Caucasians, 64% of Albertans, and 61% of those in a high income bracket are more likely to be opposed to the creation of new territories under Aboriginal rule.

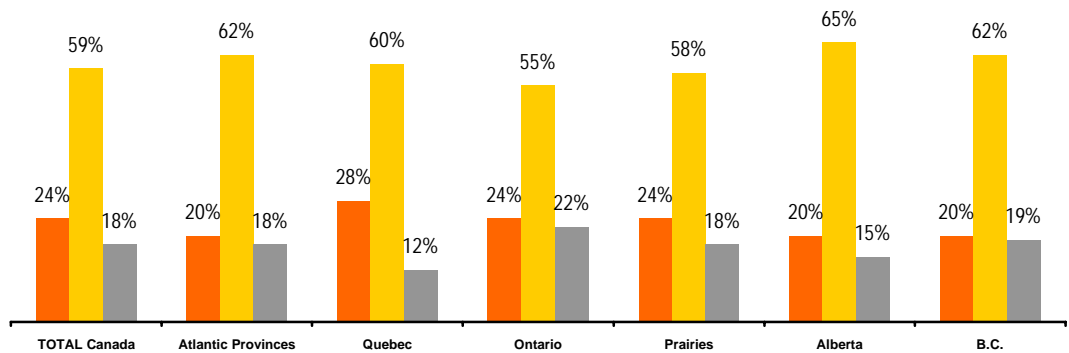
However, 48% of those who feel Aboriginals have fewer rights than Caucasians, 38% of Quebecers and 40% of those in lower income brackets are in favour of Aboriginal rule of the new territories.

However, if Caucasians were already living on the new territories granted to Aboriginals, the percentage of Canadians against rises to 59%, the percentage of those in favour decreases to 24%, and the percentage of those without an opinion rises to 18%.

Do you think the government should give Aboriginals total authority, that is administrative, judicial, economic, etc., over Canada's new territories ?



..Do you think this should be the case if there are Caucasians living in the territory?



2.0 **Aboriginals should have their own representatives in the various levels of Canadian governments**

63% of Canadians would find it preferable for Aboriginals to elect their own representatives to the various levels of government, rather than forming an independent government that would be solely responsible to the citizens of Aboriginal reserves.

66% of Ontarians would like to see Aboriginals represented in the various houses, 31% of Quebecers are more in favour of the creation of Aboriginal governments.

Question : *Do you think Aboriginals should have their OWN REPRESENTATIVES in the various existing elected governments or that they should FORM AN INDEPENDENT GOVERNMENT solely responsible for governing the citizens of aboriginal reserves? ?*

n=1500	Their own representatives in the various existing elected governments	They should form an independent government solely responsible for governing the citizens of Aboriginal reserves	Don't know / Refusal
Atlantic Provinces	58%	22%	19%
Quebec	61%	31%	8%
Ontario	66%	20%	14%
Prairies	56%	23%	20%
Alberta	59%	22%	19%
British Columbia	66%	21%	13%
Canada	63%	23%	13%

3.0 Methodology

This study was conducted by Leger Marketing through telephone interviews among a representative sample of 1500 English- or French-speaking Canadians, 18 years of age or older.

The interviews were conducted from our Montreal and Winnipeg call centres between September 17 and September 22, 2002. Up to ten call-backs were made in the case of non-response.

Using data from Statistics Canada, the results were weighted according to geographic location, gender and language spoken at home to ensure a sample representative of the entire Canadian adult population. In the end, the maximum margin of error obtained for a sample of 1500 respondents is of ± 2.5 , 19 times out of 20.