




MARSHALLING SIGNALS




START ENGINE(S)




BRAKES
(commence with open palms)




PLACE YOURSELF
FACING ME




PROCEED TO
NEXT MARSHALLER




MOVE AHEAD




STOP




TURN TO YOUR LEFT



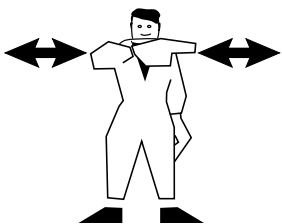
TURN TO YOUR RIGHT




TURN TAIL
TO YOUR LEFT



TURN TAIL
TO YOUR RIGHT
while backing




CUT ENGINES




CONNECT TO
GROUND POWER




DISCONNECT TO
GROUND POWER



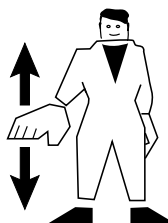
CHOCKS REMOVED




CHOCKS INSERTED




SLOW DOWN




SLOW DOWN ENGINE(S)
ON INDICATED SIDE



MOVE BACK




FIRE




ALL CLEAR


HELICOPTERS




DEPART IN THE
DIRECTION SHOWN




HOVER




MOVE UPWARDS




MOVE DOWNWARDS




(AT THE HOVER)
RELEASE SLING LOAD



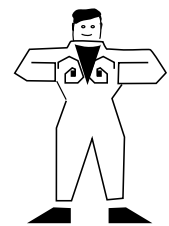
ENGAGE ROTOR



MOVE HORIZONTALLY



LAND




HOOK-UP



SIGNAUX DE CIRCULATION AU SOL




DÉMARREZ
LE(S) MOTEUR(S)




FREINS (commencez
avec les mains ouvertes)




PLACEZ-VOUS
FACE À MOI




DIRIGEZ-VOUS VERS
LE SIGNALEAR SUIVANT




AVANCEZ




HALTE




VIREZ À GAUCHE




VIREZ À DROITE




FAITES TOURNER LA
QUEUE VERS LA GAUCHE



FAITES TOURNER LA
QUEUE VERS LA DROITE
en reculant




COUPEZ




ALIMENTATION
BRANCHÉE




ALIMENTATION
DÉBRANCHÉE



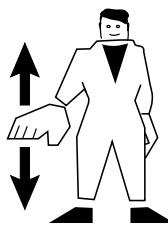
CALES ENLEVÉES




CALES MISES




RALENTISSEZ




RALENTISSEZ LE(S)
MOTEUR(S) DU CTÉ INDIQUÉ



RECELEZ




INCENDIE




TOUT VA BIEN,
CONTINUEZ


HÉLICOPTÈRES




DÉCOLLEZ DANS
CETTE DIRECTION




RESTEZ EN VOL
STATIONNAIRE




MONTEZ




DESCENDEZ




(EN VOL STATIONNAIRE)
RELCHÉZ LA CHARGE



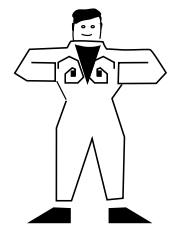
DÉMARREZ
LE ROTOR



DÉPLACEZ-VOUS HORIZONTALEMENT



ATTERRISSEZ



CHARGE ACCROCHÉE