



## **PLEASE NOTE**

This document, prepared by the [Legislative Counsel Office](#), is an office consolidation of this regulation, current to February 1, 2004. It is intended for information and reference purposes only.

This document is *not* the official version of these regulations. The regulations and the amendments printed in the [Royal Gazette](#) should be consulted to determine the authoritative text of these regulations.

For more information concerning the history of these regulations, please see the [Table of Regulations](#).

If you find any errors or omissions in this consolidation, please notify the Legislative Counsel Office at (902) 368-4291 or by email to [pmporter@gov.pe.ca](mailto:pmporter@gov.pe.ca).

## CHAPTER H-5

### HIGHWAY TRAFFIC ACT

#### TRAFFIC SIGNS REGULATIONS

Under authority of sections 242 and 243 of the *Highway Traffic Act* R.S.P.E.I. 1988, Cap. H-5, the Minister of Transportation and Public Works hereby makes the following regulations:

1. (1) A stop sign shall be as depicted in Diagram 1 of Schedule A. Stop sign

(2) Where a stop sign is erected at or within 15 metres of the intersection of two or more highways and facing the traffic on one highway, the driver of a vehicle on that last mentioned highway shall stop his vehicle before entering as near as practicable to the driving surface of the other highway and shall yield the right-of-way to traffic on the other highway, but if there is a crosswalk at or in the vicinity of the sign, the driver of the vehicle facing such sign shall stop his vehicle before entering the crosswalk and keep the vehicle stopped until the crosswalk is clear of pedestrians and shall yield the right-of-way to traffic on the other highway. (Jan.19/84) *Idem*

2. (1) A flagperson sign shall be as depicted in Diagram 2 of Schedule A. Flagperson sign

(2) Where a flagperson sign is held or displayed facing traffic on a highway, the driver of a vehicle on that highway shall stop the vehicle before reaching the sign, and keep the vehicle stopped until the sign is removed, and if the sign is held or displayed at or near a crosswalk the driver shall stop the vehicle before entering the crosswalk and keep the vehicle stopped until the crosswalk is clear of pedestrians and the sign is removed. (Jan.19/84) *Idem*

3. (1) A yield sign shall be as depicted in Diagram 3 of Schedule A. Yield sign

(2) Where a yield sign is erected at or within 15 metres of the intersection of two or more highways and facing the traffic on one highway, the driver of a vehicle on that last mentioned highway shall reduce speed and shall yield the right-of-way to traffic on the other highway. (Jan.19/84) *Idem*

4. (1) A crosswalk sign shall be as depicted in Diagram 4 of Schedule A. Crosswalk sign

(2) Each sign of the form prescribed by subsection (1) may be varied by the insertion on the sign of such words, figures, or colors as may be *Idem*

prescribed by the Minister or the traffic authority for the place where the sign is erected.

*Idem*

(3) Where a crosswalk sign is erected at or within 15 metres of a crosswalk and facing the traffic on a highway and a flagperson stop sign is held or displayed facing traffic on the highway, the driver shall obey the flagperson stop sign, and, if there is no flagperson stop sign and a pedestrian is in the crosswalk or about to enter the crosswalk, the driver shall stop the vehicle before entering the crosswalk and keep the vehicle stopped until the crosswalk is clear of pedestrians, (Jan.19/84)

Maximum speed sign

**5.** (1) Subject to section 5.1, a maximum speed sign shall be as depicted in Diagram 5 of Schedule A, and having any two digit number ending in zero.

*Idem*

(2) Subject to subsection (4), where a maximum speed sign is erected facing the traffic on a highway the number shown on the face of the sign shall be the maximum speed in kilometers per hour permitted on that section of highway between that maximum speed sign and the next maximum speed sign facing the same traffic on that highway.

Sign varied by Minister

(3) Each sign of the form prescribed by subsection (1) may be varied by the insertion on the sign of such words, figures, or colors as may be prescribed by the Minister or the traffic authority for the place where the sign is erected.

Zone end

(4) The maximum speed on a section of highway as established by a maximum speed sign may be terminated by a sign indicating the end of that zone, and beyond the sign indicating the end of that zone the maximum speed shall be the same as that permitted immediately before entering that zone. (Jan.19/84; May 18/02)

"Variable speed sign"

**5.1.** (1) "Variable speed sign" means an electronic sign that  
(a) uses an illuminated screen to display the maximum speed limit in kilometres per hour; and  
(b) is capable of being varied to indicate a maximum speed for a highway or part of a highway as any two-digit number ending in zero.

Use of variable speed sign

(2) Where permitted by the Minister, a variable speed sign may be used on a highway or any part of a highway.

Effect of variable speed sign

(3) Where use of a variable speed sign is permitted pursuant to subsection (2), the maximum speed on the highway or part of the highway shall be the number displayed on the variable speed sign.

- (4) A variable speed sign shall be as depicted in Diagram 5.1 of Schedule A. (May 18/02) Depiction
- 6.** (1) A no right turn sign shall be as depicted in Diagram 6 of Schedule A. No right turn sign
- (2) Where a no right turn sign is erected at or within 15 metres of an intersection of two or more highways and facing the traffic on one highway, the driver of a vehicle on that last mentioned highway shall not turn right at the intersection. (Jan.19/84) *Idem*
- 7.** (1) A no left turn sign shall be as depicted in Diagram 7 of Schedule A. No left turn sign
- (2) Where a no left turn sign is erected at or within 15 metres of an intersection of two or more highways and facing the traffic on one highway, the driver of a vehicle on the last mentioned highway shall not turn left at the intersection. (Jan.19/84) *Idem*
- 8.** (1) A no U turn sign shall be as depicted in Diagram 8 of Schedule A. No U turn sign
- (2) Where a no U turn sign is erected facing the traffic on a highway, the driver of a vehicle shall not execute a U turn at or near that location. (Jan.19/84) *Idem*
- 9.** (1) A no right turn on red traffic signal sign shall be as depicted in Diagram 9 of Schedule A. No right turn on red traffic signal sign
- (2) Where a no right turn on a red traffic signal sign is erected at or within 15 metres of an intersection of two or more highways and facing the traffic on one highway, the driver of a vehicle on the last mentioned highway shall not turn right at the intersection while the red signal facing the traffic on that highway is shown. (Jan.19/84) *Idem*
- 10.** (1) A turn left sign shall be as depicted in Diagram 10 of Schedule A. Turn left sign
- (2) Where a turn left sign is erected at or within 15 metres of an intersection of two or more highways and facing the traffic on one highway the driver of a vehicle on that last mentioned highway shall turn left at the intersection. (Jan.19/84) *Idem*
- 11.** (1) A turn right sign shall be as depicted in Diagram 11 of Schedule A. Turn right sign
- (2) Where a turn right sign is erected at or within 15 metres of an intersection of two or more highways and facing the traffic on one highway, the driver of a vehicle on that last mentioned highway shall turn right at the intersection. (Jan.19/84) *Idem*

No turns sign <i>Idem</i>	<p><b>12.</b> (1) A no turns sign shall be as depicted in Diagram 12 of Schedule A.</p> <p>(2) Where a no turns sign is erected at or within 15 metres of an intersection of two or more highways and facing the traffic on one highway, the driver of a vehicle on that last mentioned highway shall proceed straight ahead at the intersection. (Jan.19/84)</p>
One way sign  <i>Idem</i>	<p><b>13.</b> (1) A one way sign shall be as depicted in Diagram 13 of Schedule A.</p> <p>(2) Where a one way sign is erected at or within 15 metres of an intersection of two or more highways and facing the traffic on one highway, the driver of a vehicle on that last mentioned highway, if entering the other highway shall turn as required to proceed in the direction indicated by the arrow on the one way sign. (Jan.19/84)</p>
Do not enter sign  <i>Idem</i>	<p><b>14.</b> (1) A do not enter sign shall be as depicted in Diagram 14 of Schedule A.</p> <p>(2) Where a do not enter sign is erected on a highway at the intersection of two or more highways, the driver of a vehicle shall not proceed onto the first mentioned highway in the direction facing the sign.</p>
<i>Idem</i>	<p>(3) A separate sign with the words "DO NOT ENTER" shall be attached to this sign. (Jan.19/84)</p>
Keep right sign  <i>Idem</i>	<p><b>15.</b> (1) A keep right sign shall be as depicted in Diagram 15 of Schedule A.</p> <p>(2) Where a keep right sign is erected at an obstruction within the highway and facing the traffic on the highway, the driver of a vehicle shall drive to the right of the obstruction. (Jan.19/84)</p>
Do not pass sign  <i>Idem</i>	<p><b>16.</b> (1) A do not pass sign shall be as depicted in Diagram 16 of Schedule A.</p> <p>(2) Where a do not pass sign is erected facing the traffic on a highway, the driver of a vehicle shall not overtake or pass another vehicle proceeding in the same direction except that, when the other vehicle is in another lane marked as a separate turn lane preceding an intersection, the driver may pass the other vehicle by staying in the lane marked as the through lane. (Jan.19/84)</p>
Passing permitted sign  <i>Idem</i>	<p><b>17.</b> (1) A passing permitted sign shall be as depicted in Diagram 17 of Schedule A.</p> <p>(2) Where a passing permitted sign is erected facing the traffic on a highway, it shall indicate the end of the no-passing zone created by a do</p>

not pass sign, and the driver of a vehicle may proceed to pass other vehicles provided that all other conditions for passing as required by the *Highway Traffic Act* and regulations are met. (Jan.19/84)

**18.** (1) A keep right except to pass sign shall be as depicted in Diagram 18 of Schedule A. Keep right except to pass sign

(2) Where a keep right except to pass sign is erected facing the traffic on a highway, the driver of a vehicle shall drive in the lane closest to the right side of the roadway except when overtaking another vehicle or where the lane closest to the right side of the roadway is marked as a right turn lane preceding an intersection. (Jan.19/84) *Idem*

**19.** (1) A no parking sign No parking sign  
(a) shall be as depicted in Diagram 19 of Schedule A; or  
(b) shall bear the words "NO PARKING" and where a sign referred to in this clause is used, the part of the highway to which the sign applies shall be indicated by painted lines, words, or markers on the highway.

(2) Each sign of the form prescribed by subsection (1) may be varied by the insertion on the sign of such symbols, words, figures, or letters as may be required to indicate the times of day and the days of the week for which the sign is to be effective, or to indicate the types of vehicles which are not affected. Sign varied, when

(3) Where a no parking sign is erected beside a highway, the driver of a vehicle shall not park the vehicle in the area to which the sign applies unless the parking of that type of vehicle is permitted by the sign. Sign beside highway

(4) Where a no parking sign indicating the times of the day and the days of the week for which it is to be effective as prescribed in subsection (2) is erected beside a highway, the driver of a vehicle shall not park the vehicle in the area to which the sign applies during the times indicated on the sign unless the parking of that type of vehicle is permitted by the sign. (Jan.19/84) When parking permitted

**20.** (1) A parking control sign shall be as depicted in Diagram 20 of Schedule A. Parking control sign

(2) Each sign of the form prescribed in subsection (1) may be varied by the insertion on the sign of such symbols, words, figures, or letters as may be required to indicate the duration of the parking, the time of day and the days of the week for which the sign is to be effective. Sign varied

<i>Idem</i>	<p>(3) Where a parking control sign is erected beside a highway, the driver of a vehicle may park the vehicle in the area to which the sign applies</p> <p>(a) during the time of the day and the days of the week indicated by the sign for a length of time not exceeding the duration indicated on the sign; and</p> <p>(b) during the time of the day and the days of the week not indicated on the sign provided that such parking is not in violation of any other section of the Act or regulations. (Jan.19/84)</p>
No stopping sign	<p><b>21.</b> (1) A no stopping sign shall be as depicted in Diagram 21 of Schedule A.</p>
Sign varied	<p>(2) Each sign of the form prescribed by subsection (1) may be varied by the insertion on the sign of such symbols, words, figures, or letters as may be required to indicate the times of the day and the days of the week for which the sign is to be effective, or to indicate the types of vehicles that are not affected.</p>
When parking permitted	<p>(3) Where a no stopping sign is erected beside a highway, the driver of a vehicle shall not stop the vehicle in the area to which the sign applies unless that type of vehicle is permitted by the sign.</p>
<i>Idem</i>	<p>(4) Where a no stopping sign indicating the times of the day and the days of the week for which it is to be effective as prescribed in subsection (2) is erected beside a highway, the driver of a vehicle shall not stop the vehicle in the area to which the sign applies during the times indicated on the sign unless the stopping of that type of vehicle is permitted by the sign. (Jan.19/84)</p>
Truck prohibition sign	<p><b>22.</b> (1) A truck prohibition sign shall be as depicted in Diagram 22 of Schedule A.</p>
<i>Idem</i>	<p>(2) Where a truck prohibition sign is erected on a highway at the intersection of two or more highways, the driver of a vehicle or combination of vehicles designed for the transportation of property rather than passengers which has either two axles and six or more tires, or has three or more axles, shall not proceed onto the first mentioned highway unless the vehicle is actively involved in performing a service along the highway having the truck prohibition sign, and no alternative route is available.</p>
Effective periods	<p>(3) Each truck prohibition sign in the form prescribed by subsection (1) may be varied by the insertion on the sign of such symbols, words, figures or letters as may be required to indicate the times of day, the days of the week or any other limited period of time for which the sign is to be effective.</p>

(4) Where a truck prohibition sign in the form prescribed by subsection (1) is placed or erected within the City of Charlottetown, its use shall be governed by the provisions of the *City of Charlottetown Act*, 28 Eliz. II (1979) c.22 and the bylaws enacted thereunder. (Jan.19/84; EC413/93)

City bylaw to govern use of sign within city

**23.** (1) A maximum weight sign shall be as depicted in Diagram 23 of Schedule A and having any one or two digit number.

Maximum weight sign

(2) Where a maximum weight sign is erected facing the traffic on a highway, the driver of a vehicle or combination of vehicles which exceeds the weight shown on the sign shall stop the vehicle and not proceed on that highway until the vehicle weight has been reduced to that shown on the sign or shall proceed on an alternative route. (Jan.19/84)

*Idem*

**24.** (1) A weigh scale sign shall be as depicted in Diagram 24 of Schedule A.

Weigh scale sign

(2) Each sign of the form prescribed by subsection (1) may be varied by the use on the sign of letters and numbers to indicate the approximate distance from the sign to the scale site.

Sign varied

(3) Where a weigh scale sign is erected facing the traffic on a highway, the driver of a vehicle or combination of vehicles designed for the transportation of property rather than passengers which has either two axles and six or more tires, or has three or more axles, shall proceed to the scale site and stop and cause the vehicle to be weighed. (Jan.19/84)

Weighing requirement

**25.** The dimensions shown in each Diagram of Schedule A are the minimum dimensions of the sign and a larger sign may be used with each dimension being increased in the same proportion except that larger no parking signs, parking control signs, no stopping signs, and weigh scale signs may be used without each dimension being increased in the same proportion. (Jan.19/84)

Dimensions

**26.** The words listed in Column 2 of Schedule B may be attached as a separate sign to the sign as listed in Column 1. (Jan.19/84)

Information

**27.** Any person who fails to comply with these regulations is guilty of an offence and liable to a fine of not less than \$20 and not more than \$100. (Jan.19/84)

Offence



SCHEDULE A



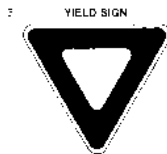
50 cm x 60 cm  
DIAGRAM 1

White legend & border  
on red background



45 cm x 44 cm  
DIAGRAM 2

White legend & border  
on red background



75 cm x 76 cm  
DIAGRAM 3

Red triangle on  
white background



60 cm x 75 cm  
DIAGRAM 4

Black legend &  
symbol on white background



60 cm x 75 cm  
DIAGRAM 5

Black legend on  
white background



60 cm x 60 cm  
DIAGRAM 6

Black arrow, red circle on  
white background



60 cm x 60 cm  
DIAGRAM "7"  
Black arrow, red circle on  
white background

8. **NO U TURN SIGN**



60 cm x 60 cm  
DIAGRAM "8"  
Black arrow, red circle on  
white background

9. **NO RIGHT TURN ON  
RED TRAFFIC SIGNAL**



60 cm x 90 cm  
DIAGRAM "9"  
Black arrow, red circle, red  
light on white background



60 cm x 60 cm  
DIAGRAM "10"  
Black arrow, green circle on  
white background

11. **TURN RIGHT SIGN**



60 cm x 60 cm  
DIAGRAM "11"  
Black arrow, green circle on  
white background

12. **NO TURNS SIGN**



60 cm x 60 cm  
DIAGRAM "12"  
Black arrow, green circle on  
white background


13. ONE WAY SIGN



90 cm x 30 cm  
DIAGRAM "13"

White arrow on black background


14. DO NOT ENTER SIGN



60 cm x 60 cm  
DIAGRAM "14"

Red symbol on white background

15. KEEP RIGHT SIGN



60 cm x 75 cm  
DIAGRAM "15"

Black symbols on white background

16. DO NOT PASS SIGN



60 cm x 60 cm  
DIAGRAM "16"

Black vehicles, red circle on white background

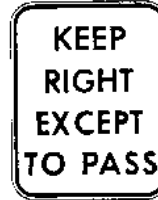
17. PASSING PERMITTED SIGN



60 cm x 60 cm  
DIAGRAM "17"

Black vehicles, green circle on white background

18. KEEP RIGHT EXCEPT TO PASS SIGN



60 cm x 75 cm  
DIAGRAM "18"

Black legend on white background

19. NO PARKING SIGN



33 cm x 30 cm  
DIAGRAM "15"

Black symbol, red circle on white background

20. PARKING CONTROL SIGN



35 cm x 45 cm  
DIAGRAM "20"

Black legend, green circle on white background

21. NO STOPPING SIGN



30 cm x 30 cm  
DIAGRAM "21"

Black octagon & arrows, red circle on white background

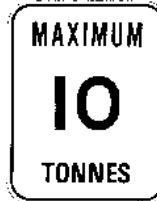
22. TRUCK PROHIBITION SIGN



60 cm x 60 cm  
DIAGRAM "22"

Black truck, red circle on white background

23. MAXIMUM WEIGHT SIGN



60 cm x 75 cm  
DIAGRAM "23"

Black legend on white background

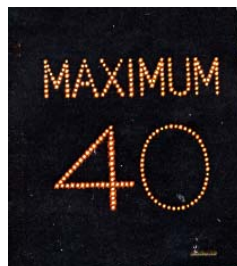
24. WEIGH SCALE SIGN



90 cm x 90 cm  
DIAGRAM "24"

Black legend on white background

### 5.1 VARIABLE SPEED SIGN



55 cm x 60 cm

White legend on black background

(May 18/02)

**SCHEDULE B**

Column 1	Column 2
Yield	Yield
Maximum speed	Km/h
No right turn	No right turn
No left turn	No left turn
No U turn	No U turn
No right turn on red traffic signal	No right turn on red
Turn left	Turn left
Turn right	Turn right
No turns	No turns
Do not enter	Do not enter
Keep right	Keep right
Do not pass	Do not pass
Passing permitted	End no passing
Truck prohibition	No heavy trucks