




Hog Statistics at a Glance CANADA



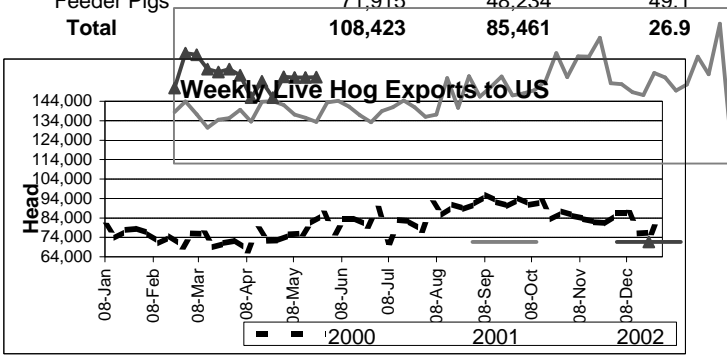
For the Week Ending April 13, 2002

Federal Slaughter	weekly kill # head	CUMULATIVE TOTALS TO DATE			Weekly Prices \$/kg (index 100)			
		2002 '000 head	2001	% chg	2002	2001	% chg	
West	158,080	2,250.0	2,078.0	8.3	Ontario 102.5%	1.32	1.91	-30.9
Ontario	77,184	1,124.0	1,069.0	5.1	Quebec	1.45	1.90	-23.7
Quebec	162,559	2,371.0	2,244.0	5.7	Alberta	1.19	1.78	-33.1
Atlantic	10,141	150.0	147.0	2.0	Manitoba	1.45	1.76	-17.6
CANADA	407,964	5,895.0	5,538.0	6.4	British Columbia	1.48	2.05	-27.8
					Saskatchewan	1.15	1.75	-34.3
					Nova Scotia	1.42	1.80	-21.1
Pork Production (t)	34,820	515,813	479,591	7.6	Prince Ed. Is.	1.42	1.87	-24.1
Estimated Sow Slaughter	3,147	48,608	56,422	-13.8	New Brunswick	1.45	1.75	-17.1

PORK EXPORTS	YTD for week ending February 9, 2002	LIVE HOG EXPORTS TO U.S.
--------------	--------------------------------------	--------------------------

(Metric Tonnes)	2002	2001	% chg
FRESH & FROZEN PORK			
United States	28,155	32,727	-14.0
Japan	13,716	20,022	-31.5
Mexico	3,801	5,444	-30.2
Korea	1,714	3,283	-47.8
Other	8,670	17,055	-49.2
PROCESSED PORK			
United States	6,020	6,341	-5.1
Japan	4	77	-94.8
Mexico	100	34	194.1
Korea	-	1	-
Other	412	808	-49.0
TOTAL PORK EXPORTS	62,592	85,792	-27.0
TOTAL FAT EXPORTS	3,714	7,327	-49.3

	YTD 02	YTD 01	% chg
HOGS (head)			
Barrows/Gilts/Sows	558,899	526,663	6.1
Feeder Pigs	954,661	730,800	30.6
Total	1,513,560	1,257,463	20.4
Week Ending 02-04-06			
Barrows/Gilts/Sows	36,508	37,227	-1.9
Feeder Pigs	71,915	48,234	49.1
Total	108,423	85,461	26.9



Source: CFIA & USDA

Source: USDA-APHIS

IMPORTS	YTD for the week ending April 6	PROCESSED & OTHER PORK					
(Metric Tonnes) preliminary	2002	2001	% chg	2002	2001	% chg	
FRESH & FROZEN PORK							
United States	16,860	16,298	3.4	United States	3,279	3,753	-12.6
Denmark	48	478	-90.0	Denmark	-	2	-
Other	-	90	-	Other	256	165	55.2
				TOTAL IMPORTS	20,443	20,786	-1.7

Frozen Pork from the European Union:

The TRQ level has established for frozen meat of pork originating from EU countries, for the twelve month period August 1 to July 31. Imports in excess of 2,970,000 kg in the twelve month period are subject to a surtax in an amount equal to the value for the duty (100%) determined in accordance with the Customs Act.

	August 1 - April 13		
	2001/02	2000/01	% chg
Utilization (kg)	2,969,459	2,970,000	(0.0)
Balance (kg)	541	-	-
% Utilization	99.8%	100.0%	-



Hog Statistics at a Glance CANADA

Canadian Hog Slaughter by Province of Origin

Total Slaughter Year to Date April 13, 2002

Week ending April 13, 2002

	2002	2001	% chg	2002	2001	% chg
British Columbia (estimate)	71,358	57,966	23.1	4,853	3,786	28.2
Alberta	935,559	833,817	12.2	59,991	50,094	19.8
Saskatchewan	402,322	340,311	18.2	28,058	21,142	32.7
Manitoba	968,052	976,345	-0.8	68,240	59,125	15.4
Ontario	1,509,352	1,430,574	5.5	103,671	84,375	22.9
Quebec	2,127,941	2,013,060	5.7	145,332	126,927	14.5
New Brunswick	59,950	64,487	-7.0	4,173	4,018	3.9
Nova Scotia	65,532	65,355	0.3	4,367	4,150	5.2
Prince Edward Island	61,269	58,741	4.3	4,138	4,058	2.0
CANADA	6,201,335	5,840,656	6.2	422,823	357,675	18.2

UNITED STATES

Year To Date for the Week Ending April 13, 2002

Supply Summary

	2002	2001	% chg
Slaughter ('000 head)	27,634	27,973	-1.2
Slaughter for the week	1,927	1,870	3.0
Avg Dressed Wt (lbs)	199	197	1.0
Pork Produced (mil lbs)	5,476	5,484	-0.1

Source: USDA-APHIS

Weekly US Prices (\$/cwt)

	2002	2001	% chg
South St. Paul	n/a	n/a	-
Sioux Falls	29.20	n/a	-
Lancaster County	30.13	n/a	-
National Cost	44.37	65.55	-32.3

(51-54% Lean Yield Basis)

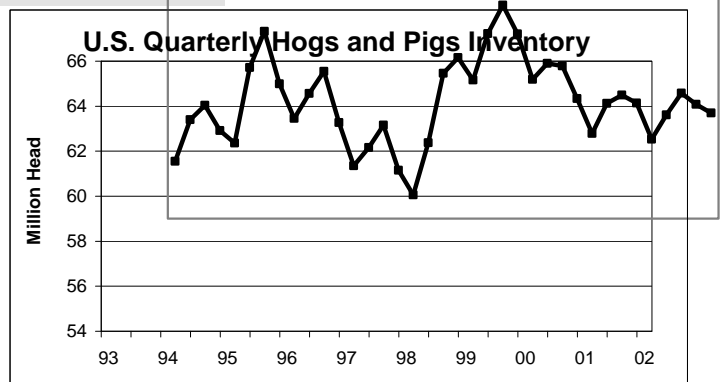
March 1 Inventory '000 Hogs and Pigs

	2002	2001	% chg
All Hogs and Pigs	58,698	57,524	2.0
Kept for Breeding	6,236	6,232	0.1
Market	52,461	51,292	2.3

Market Hogs and Pigs by Weight Group

	2002	2001	% chg
Under 60 lbs	19,381	18,737	3.4
60-119 lbs	12,730	12,417	2.5
120-170 lbs	10,914	10,805	1.0
180 lbs and over	9,436	9,334	1.1

Source: Hogs and Pigs, NASS, USDA.



Contact: Patti Negrave (613) 759-6216 or see us at: <http://www.agr.ca/redmeat>

Prepared by: Red Meat Section, Agriculture and Agri-Food Canada