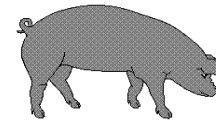




Hog Statistics at a Glance CANADA



For the Week Ending April 24, 2004

Federal Slaughter	weekly kill # head	CUMULATIVE TOTALS TO DATE		
		2004	2003	% chg
		'000 head		
West	160,265	2,806.0	2,891.0	-2.9
Ontario	82,648	1,386.0	1,389.0	-0.2
Quebec	161,896	2,705.0	2,666.0	1.5
Atlantic	10,232	166.0	169.0	-1.8
CANADA	415,041	7,063.0	7,115.0	-0.7
Pork Production (t)	36,316	618,013	620,428	-0.4
Estimated Sow Slaughter	2,489	42,714	54,040	-21.0

Weekly Prices \$/kg (index 100)	2004	2003	% chg
	Ontario 102.5%	1.68	1.34
Quebec	1.70	1.31	29.8
Alberta	1.59	1.26	26.2
Manitoba*	1.64	1.37	19.7
British Columbia	1.64	1.34	22.4
Saskatchewan	1.50	1.24	21.0
Nova Scotia	1.59	1.39	14.4
Prince Ed. Is.	1.61	1.33	21.1
New Brunswick	1.54	1.34	14.9

*estimate

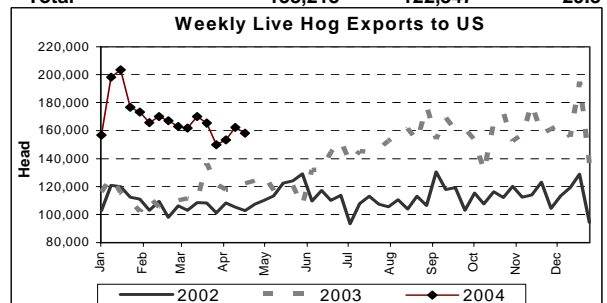
PORK EXPORTS YTD for the period of January to February

(Metric Tonnes)	2004	2003	% chg
FRESH, FROZEN AND PROCESSED PORK			
United States	66,867	71,519	(6.5)
Japan	32,398	33,806	(4.2)
Australia	5,509	5,486	0.4
Russia	2,740	8,848	(69.0)
Mexico	8,595	7,116	20.8
South Korea	3,888	6,008	(35.3)
China	3,151	3,896	(19.1)
Taiwan	3,852	3,292	17.0
Cuba	1,590	1,351	17.7
New Zealand	405	1,060	(61.8)
Other	14,607	10,821	35.0
Total	143,602	153,203	(6.3)

Source: STATISTICS CANADA

LIVE HOG EXPORTS TO U.S.

	YTD 04	YTD 03	% chg
HOGS (head)			
Barrows/Gilts/Sows	943,159	516,970	82.4
Feeder Pigs	1,752,289	1,327,928	32.0
Total	2,695,448	1,844,898	46.1
Week Ending 04-04-17			
Barrows/Gilts/Sows	52,009	30,769	69.0
Feeder Pigs	106,206	91,578	16.0
Total	158,215	122,347	29.3



Source: USDA-APHIS

IMPORTS YTD for the week ending April 17, 2004

(Metric Tonnes) preliminary	2004	2003	% chg
FRESH & FROZEN PORK			
United States	22,517	16,638	35.3
Denmark	160	1,120	-85.7
Other	1	525	-99.8

PROCESSED & OTHER PORK

	2004	2003	% chg
United States	4,310	3,513	22.7
Denmark	-	6	
Other	31	57	
TOTAL IMPORTS	27,019	21,859	23.6

Frozen Pork from the European Union:

The TRQ level has established for frozen meat of pork originating from EU countries, for the twelve month period August 1 to July 31, 2004. Imports in excess of 2,970,000 kg in the twelve month period are subject to a surtax in an amount equal to the value for the duty (100%) determined in accordance with the Customs Act. Effective as of October 3, 2003 the frozen pork TRQ from the EU imported under tariff item No. 0203.29.00 of the Customs Tariff has filled and therefore all frozen pork imports from the EU, until July 31, 2004, will be subject to the European Union Surtax Order.

	Permits issued as of April 17, 2004		
	2003/2004	2002/2003	% chg
Utilization (kg)	2,969,000	2,962,582	0.2
Balance (kg)	1,000	7,418	
% Utilization	100.0%	99.8%	0.2

Prepared by: Red Meat Section, Agriculture and Agri-Food Canada

Contact: Patti Negrave (613) 759-6216 or see us at: <http://www.agr.ca/redmeat>



Hog Statistics at a Glance CANADA

Canadian Hog Slaughter by Province of Origin

Total Slaughter Year to Date April 24, 2004

Week ending April 24, 2004

	Total Slaughter Year to Date April 24, 2004			Week ending April 24, 2004		
	2004	2003	% chg	2004	2003	% chg
British Columbia	81,511	85,659	-4.8	4,578	4,442	3.1
Alberta	1,139,160	1,173,820	-3.0	65,459	73,272	-10.7
Saskatchewan	438,543	458,308	-4.3	26,147	25,682	1.8
Manitoba	1,291,055	1,325,503	-2.6	73,289	78,792	-7.0
Ontario	1,731,644	1,809,036	-4.3	107,896	106,134	1.7
Quebec	2,520,971	2,439,813	3.3	147,699	128,489	15.0
New Brunswick	53,340	56,904	-6.3	3,563	3,054	16.7
Nova Scotia	64,285	69,770	-7.9	3,760	4,406	-14.7
Prince Edward Island	75,616	70,698	7.0	4,861	4,653	4.5
CANADA	7,396,125	7,489,511	-1.2	437,252	428,924	1.9

UNITED STATES

Year To Date for the Week Ending April 24, 2004

Supply Summary

	2004	2003	% chg
Slaughter ('000 head)	32,033	31,463	1.8
Slaughter for the week	1,947	1,860	4.7
Avg Dressed Wt (lbs)	200	200	0.0
Pork Produced (mil lbs)	6,423	6,260	2.6

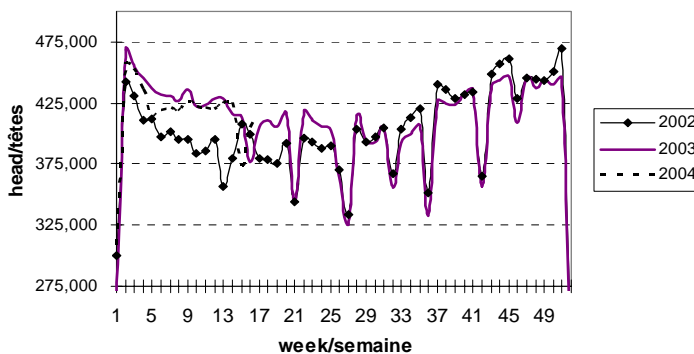
Source: USDA-APHIS

Weekly US Prices (\$/cwt)

	2004	2003	% chg
South St. Joseph	45.50	35.50	28.2
Sioux Falls	48.13	37.40	28.7
Oklahoma City	42.50	32.17	32.1
National Cost	65.98	48.78	35.3

(51-54% Lean Yield Basis)

Canadian Federally Inspected Hog Slaughter
Abattage sous inspection fédérale de porcs au Canada



Weekly Federal U.S. Hog Slaughter
Abattage de porcs hebdomadaires fédéraux des États-Unis

