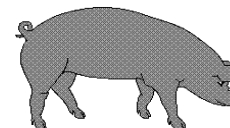




Hog Statistics at a Glance CANADA



For the Week Ending December 3, 2005

Federal Slaughter

	weekly kill # head	CUMULATIVE TOTALS TO DATE		
		2005 '000 head	2004 '000 head	% chg
West	179,971	7,981.0	7,831.0	1.9
Ontario	82,902	3,851.0	3,821.0	0.8
Quebec	164,245	7,493.0	7,727.0	-3.0
Atlantic	7,726	394.0	445.0	-11.5
CANADA	434,844	19,719.0	19,824.0	-0.5
Pork Production (t)	38,049	1,725,413	1,728,653	-0.2
Estimated Sow Slaughter	2,438	111,624	113,182	-1.4

Weekly Prices \$/kg (index 100)

	2005	2004	% chg
Ontario*	126.27	140.13	-9.9
Quebec	133.26	166.17	-19.8
Alberta	119.30	161.24	-26.0
Manitoba*	128.00	163.00	-21.5
British Columbia	136.40	184.50	-26.1
Saskatchewan	119.50	151.70	-21.2
Nova Scotia	133.46	152.03	-12.2
Prince Ed. Is.	122.56	166.48	-26.4
New Brunswick	128.96	147.53	-12.6

*estimate

PORK EXPORTS

YTD for the period of January to September

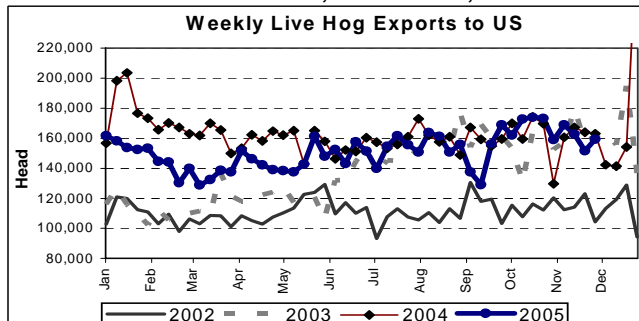
(Metric Tonnes)

FRESH, FROZEN AND PROCESSED PORK	2005	2004	% chg
United States	281,673	309,732	(9.1)
Japan	210,856	159,120	32.5
Australia	27,110	25,823	5.0
Russia	21,480	10,232	109.9
Mexico	46,642	52,858	(11.8)
South Korea	45,163	22,809	98.0
China	34,175	27,249	25.4
Taiwan	14,897	17,208	(13.4)
Cuba	4,344	5,439	(20.1)
New Zealand	5,064	5,418	(6.5)
Other	73,225	63,612	15.1
Total	764,629	699,500	9.3

Source: STATISTICS CANADA

LIVE HOG EXPORTS TO U.S.

	YTD 05	YTD 04	% chg
HOGS (head)			
Barrows/Gilts/Sows	2,507,605	2,642,883	-5.1
Feeder Pigs	4,749,974	5,148,681	-7.7
Total	7,257,579	7,791,564	-6.9
Week Ending 05-12-03			
Barrows/Gilts/Sows	54,037	59,617	-9.4
Feeder Pigs	105,355	103,451	1.8
Total	159,392	163,068	-2.3



IMPORTS

YTD for the week ending 05-11-26

(Metric Tonnes) preliminary

FRESH & FROZEN PORK	2005	2004	% chg
United States	75,095	62,556	20.0
Denmark (REVISIONS)	399	906	-56.0
Other	27	104	-74.0

PROCESSED & OTHER PORK

	2005	2004	% chg
United States	14,759	12,319	19.8
Denmark	-	-	-
Other	218	171	27.5
TOTAL IMPORTS	90,498	76,056	19.0

Frozen Pork from the European Union:

The TRQ level has established for frozen meat of pork originating from EU countries, for the twelve month period August 1 to July 31, 2006. Imports in excess of 2,970,000 kg in the twelve month period are subject to a surtax in an amount equal to the value for the duty (100%) determined in accordance with the Customs Act.

	Permits issued as of December 3, 2005		
	2005/2006	2004/2005	% chg
Utilization (kg)	2,964,738	1,071,472	176.7
Balance (kg)	5,262	1,898,528	-99.7
% Utilization	99.8%	36.1%	176.7

Prepared by: Red Meat Section, Agriculture and Agri-Food Canada

Contact: Patti Negrave (613) 759-6216 or see us at: <http://www.agr.ca/redmeat>



Hog Statistics at a Glance CANADA

Canadian Hog Slaughter by Province of Origin

Total Slaughter Year to Date December 3, 2005

Week ending December 3, 2005

	2005	2004	% chg	2005	2004	% chg
British Columbia	210,786	229,623	-8.2	2,362	5,103	-53.7
Alberta	3,283,913	3,165,817	3.7	79,939	70,011	14.2
Saskatchewan	1,131,130	1,225,975	-7.7	21,994	29,122	-24.5
Manitoba	3,729,574	3,614,808	3.2	80,151	83,111	-3.6
Ontario	4,921,240	4,883,312	0.8	109,767	97,874	12.2
Quebec	6,787,984	7,064,856	-3.9	144,606	156,354	-7.5
New Brunswick	138,300	146,070	-5.3	2,822	3,214	-12.2
Nova Scotia	170,676	182,172	-6.3	3,355	3,319	1.1
Prince Edward Island	186,835	207,452	-9.9	3,577	4,641	-22.9
CANADA	20,560,438	20,720,085	-0.8	448,573	452,749	-0.9

UNITED STATES

Year To Date for the Week Ending December 3, 2005

Supply Summary

	2005	2004	% chg
Slaughter ('000 head)	94,388	94,486	-0.1
Slaughter for the week	2,169	2,095	3.5
Avg Dressed Wt (lbs)	203	203	0.0
Pork Produced (mil lbs)	18,844	18,754	0.5

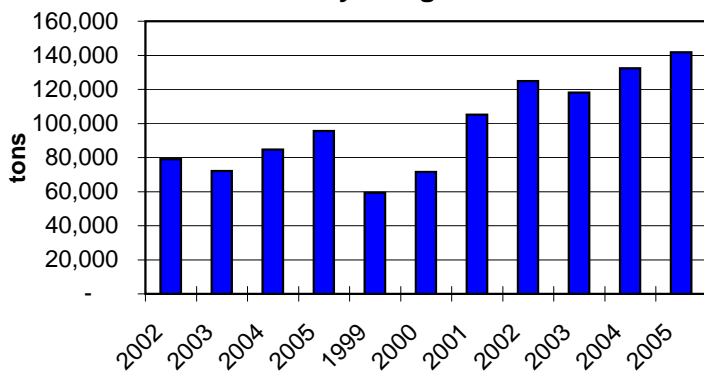
Source: USDA-APHIS

Weekly US Prices (\$/cwt)

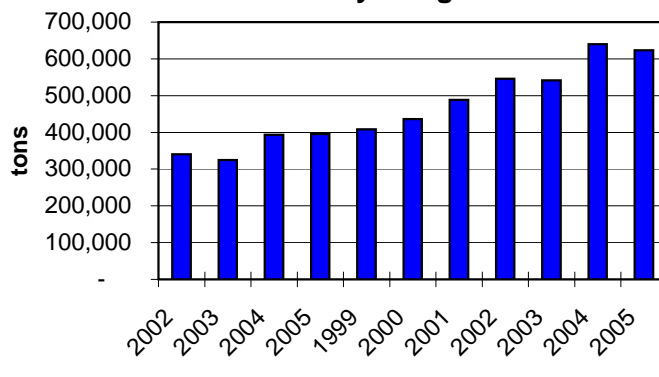
	2005	2004	% chg
South St. Joseph	40.50	53.75	-24.7
Sioux Falls	43.88	54.08	-18.9
Oklahoma City	35.67	50.00	-28.7
National Cost	58.11	75.24	-22.8

(51-54% Lean Yield Basis)

Canadian Pork Exports to Japan
January - August



Total Japanese Pork Imports
January - August



Source: alic

Prepared by: Red Meat Section, Agriculture and Agri-Food Canada

Contact: Patti Negrave (613) 759-6216 or see us at: <http://www.agr.ca/redmeat>