




Hog Statistics at a Glance CANADA



For the Week Ending July 5, 2003

Federal Slaughter	CUMULATIVE TOTALS TO DATE			
	weekly kill # head	2003 '000 head	2002 '000 head	% chg
West	121,407	4,466.0	4,051.0	10.2
Ontario	69,039	2,204.0	2,000.0	10.2
Quebec	126,870	4,088.0	4,113.0	-0.6
Atlantic	8,833	264.0	271.0	-2.6
CANADA	326,149	11,022.0	10,435.0	5.6
Pork Production (t)	28,538	964,425	909,932	6.0
Estimated Sow Slaughter	2,602	84,117	86,308	-2.5

Weekly Prices \$/kg (index 100)	2003			2002			% chg
	2003	2002	% chg	2003	2002	% chg	
Ontario 102.5%	1.57	1.59	-1.3	1.57	1.59	-1.3	
Quebec	1.47	1.48	-0.7	1.47	1.48	-0.7	
Alberta	1.43	1.48	-3.4	1.43	1.48	-3.4	
Manitoba*	1.57	n/a		1.57	n/a		
British Columbia	1.60	1.72	-7.0	1.60	1.72	-7.0	
Saskatchewan	1.40	1.44	-2.8	1.40	1.44	-2.8	
Nova Scotia	1.73	1.53	13.1	1.73	1.53	13.1	
Prince Ed. Is.	1.65	1.59	3.8	1.65	1.59	3.8	
New Brunswick	1.68	1.49	12.8	1.68	1.49	12.8	

*estimate

PORK EXPORTS

YTD for the period of January 1 to April 30, 2003

(Metric Tonnes)

FRESH, FROZEN AND PROCESSED PORK

	2003	2002	% chg
United States	145,822	123,258	18.3
Japan	66,275	55,246	20.0
Australia	14,032	8,401	67.0
Russia	12,187	12,792	(4.7)
Mexico	14,661	13,348	9.8
Korea	11,359	10,464	8.6
China	8,472	5,504	53.9
Taiwan	5,781	1,136	408.9
Cuba	2,605	3,662	(28.9)
New Zealand	2,479	2,402	3.2
Other	23,299	19,618	18.8
Total	306,972	255,831	20.0

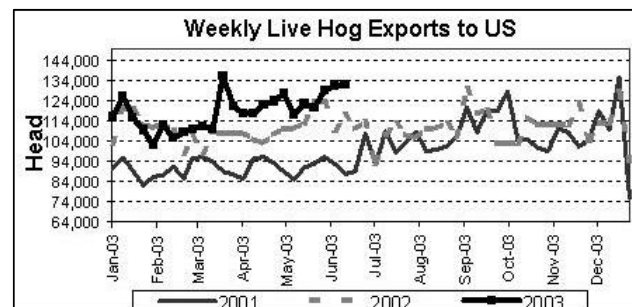
Source: STATISTICS CANADA

LIVE HOG EXPORTS TO U.S.

	YTD 03	YTD 02	% chg
HOGS (head)			
Barrows/Gilts/Sows	856,447	989,298	-13.4
Feeder Pigs	2,292,107	1,862,789	23.0
Total	3,148,554	2,852,087	10.4

Week Ending 03-06-28

Barrows/Gilts/Sows	56,428	37,579	50.2
Feeder Pigs	96,349	76,402	26.1
Total	152,777	113,981	34.0



Source: USDA-APHIS

IMPORTS

YTD for the week ending June 28, 2003

(Metric Tonnes) preliminary	2003	2002	% chg
FRESH & FROZEN PORK			
United States	26,934	35,308	-23.7
Denmark	1,300	98	1226.5
Other	526	-	

PROCESSED & OTHER PORK

	2003	2002	% chg
United States	5,106	5,234	-2.4
Denmark	6	-	
Other	58	117	-50.4
TOTAL IMPORTS	33,930	40,757	-16.8

Frozen Pork from the European Union:

The TRQ level has established for frozen meat of pork originating from EU countries, for the twelve month period August 1 to July 31. Imports in excess of 2,970,000 kg in the twelve month period are subject to a surtax in an amount equal to the value for the duty (100%) determined in accordance with the Customs Act. In 2001/02 the Tariff Rate Quota was reached on October 2, 2002. Effective as of February 19, 2003 the Tariff Rate Quota has filled, therefore, all imports to July 31, 2003 will be subject to the EU Surtax Order.

	Permits issued as of March 24, 2003		
	2002/2003	2001/2002	% chg
Utilization (kg)	2,962,582	2,969,839	-0.2
Balance (kg)	7,418	541	
% Utilization	99.8%	100.0%	(0.2)

Prepared by: Red Meat Section, Agriculture and Agri-Food Canada

Contact: Patti Negrave (613) 759-6216 or see us at: <http://www.agr.ca/redmeat>



Hog Statistics at a Glance CANADA

Canadian Hog Slaughter by Province of Origin

Total Slaughter Year to Date July 5, 2003

Week ending July 5, 2003

	2003	2002	% chg	2003	2002
British Columbia	132,087	125,402	5.3	4,334	4,316
Alberta	1,836,880	1,686,158	8.9	54,874	56,606
Saskatchewan	705,189	739,857	-4.7	19,291	22,620
Manitoba	2,030,965	1,745,790	16.3	51,718	63,534
Ontario	2,845,832	2,668,949	6.6	89,189	85,108
Quebec	3,741,387	3,717,178	0.7	117,786	114,125
New Brunswick	94,492	105,637	-10.6	3,919	4,016
Nova Scotia	107,463	119,650	-10.2	3,505	4,831
Prince Edward Island	110,392	111,129	-0.7	3,419	3,812
CANADA	11,604,687	11,019,750	5.3	348,035	358,968

UNITED STATES

Year To Date for the Week Ending July 5, 2003

Supply Summary

	2003	2002	% chg
Slaughter ('000 head)	49,038	49,254	-0.4
Slaughter for the week	1,476	1,786	-17.4
Avg Dressed Wt (lbs)	199	194	2.6
Pork Produced (mil lbs)	9,763	9,745	0.2

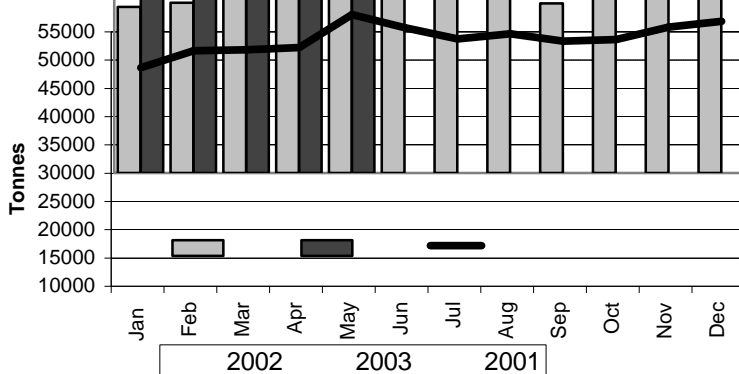
Source: USDA-APHIS

Weekly US Prices (\$/cwt)

	2003	2002
South St. Joseph	n/a	n/a
Sioux Falls	40.08	37.00
Lancaster County	n/a	35.31
National Cost	62.07	55.12

(51-54% Lean Yield Basis)

Canadian Stock of Frozen Pork



U.S. Pork in Cold Storage

