




Hog Statistics at a Glance CANADA



For the Week Ending May 24, 2003

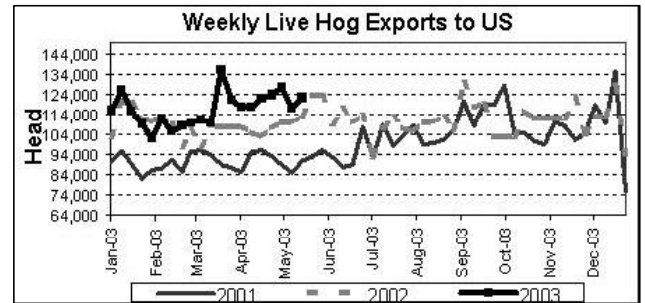
Federal Slaughter	weekly kill # head	CUMULATIVE TOTALS TO DATE		
		2003 '000 head	2002 '000 head	% chg
West	140,380	3,538.0	3,137.0	12.8
Ontario	69,201	1,712.0	1,555.0	10.1
Quebec	125,481	3,235.0	3,263.0	-0.9
Atlantic	9,064	208.0	208.0	0.0
CANADA	344,126	8,693.0	8,163.0	6.5
Pork Production (t)	30,111	760,638	709,365	7.2
Estimated Sow Slaughter	2,897	66,240	67,506	-1.9

Weekly Prices \$/kg (index 100)	2003			2002			% chg
	2003	2002	% chg	2003	2002	% chg	
Ontario	102.5%	1.59	1.46	8.9			
Quebec	1.52	1.43	6.3				
Alberta	1.51	n/a					
Manitoba*	1.61	1.44	11.8				
British Columbia	1.66	1.51	9.9				
Saskatchewan	1.49	1.33	12.0				
Nova Scotia	1.52	1.37	10.9				
Prince Ed. Is.	1.54	1.41	9.2				
New Brunswick	1.48	1.32	12.1				

*estimate

PORK EXPORTS			
YTD for the period of January 1 to March 31, 2003			
(Metric Tonnes)			
FRESH, FROZEN AND PROCESSED PORK	2003	2002	% chg
United States	109,282	90,339	21.0
Japan	51,001	42,507	20.0
Australia	10,294	6,626	55.4
Russia	10,434	11,147	(6.4)
Mexico	10,653	11,612	(8.3)
Korea	8,843	7,656	15.5
China	6,669	3,799	75.5
Taiwan	4,364	959	355.1
Cuba	2,008	2,755	(27.1)
New Zealand	1,823	1,660	9.8
Other	18,047	12,651	42.7
Total	233,418	191,711	21.8

LIVE HOG EXPORTS TO U.S.			
	YTD 03	YTD 02	% chg
HOGS (head)			
Barrows/Gilts/Sows	634,465	769,362	-17.5
Feeder Pigs	1,702,216	1,401,427	21.5
Total	2,336,681	2,170,789	7.6
Week Ending 03-05-17			
Barrows/Gilts/Sows	32,963	35,027	-5.9
Feeder Pigs	89,639	82,966	8.0
Total	122,602	117,993	3.9



Source: USDA-APHIS

IMPORTS			
YTD for the week ending May 17, 2003			
(Metric Tonnes) preliminary			
FRESH & FROZEN PORK	2003	2002	% chg
United States	20,706	26,285	-21.2
Denmark	1,220	98	1144.9
Other	525	-	

PROCESSED & OTHER PORK			
	2003	2002	% chg
United States	4,106	4,227	-2.9
Denmark	6	-	
Other	54	80	-32.5
TOTAL IMPORTS	26,617	30,690	-13.3

Frozen Pork from the European Union:

The TRQ level has established for frozen meat of pork originating from EU countries, for the twelve month period August 1 to July 31. Imports in excess of 2,970,000 kg in the twelve month period are subject to a surtax in an amount equal to the value for the duty (100%) determined in accordance with the Customs Act. In 2001/02 the Tariff Rate Quota was reached on October 2, 2002. Effective as of February 19, 2003 the Tariff Rate Quota has filled, therefore, all imports to July 31, 2003 will be subject to the EU Surtax Order.

	Permits issued as of March 24, 2003		
	2002/2003	2001/2002	% chg
Utilization (kg)	2,962,582	2,969,839	-0.2
Balance (kg)	7,418	541	
% Utilization	99.8%	100.0%	(0.2)



Hog Statistics at a Glance CANADA

Canadian Hog Slaughter by Province of Origin

Total Slaughter Year to Date May 24, 2003

Week ending May 24, 2003

	2003	2002	% chg	2003	2002	% chg
British Columbia	104,343	97,848	6.6	4,658	4,361	6.8
Alberta	1,442,357	1,311,132	10.0	57,871	55,417	4.4
Saskatchewan	557,281	576,743	-3.4	20,921	27,227	-23.2
Manitoba	1,621,427	1,343,103	20.7	66,314	55,762	18.9
Ontario	2,229,246	2,092,824	6.5	92,072	88,164	4.4
Quebec	2,957,386	2,945,172	0.4	114,195	123,793	-7.8
New Brunswick	71,851	82,879	-13.3	3,557	4,386	-18.9
Nova Scotia	85,003	90,668	-6.2	4,069	4,023	1.1
Prince Edward Island	86,407	86,295	0.1	3,258	4,412	-26.2
CANADA	9,155,301	8,626,664	6.1	366,915	367,545	-0.2

UNITED STATES

Year To Date for the Week Ending May 24, 2003

Supply Summary

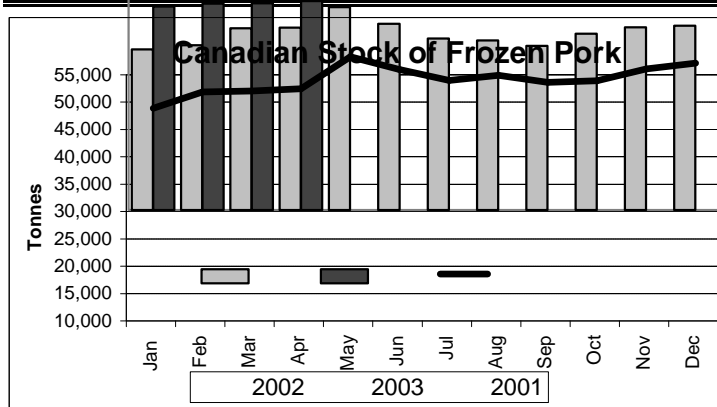
	2003	2002	% chg
Slaughter ('000 head)	38,803	38,847	-0.1
Slaughter for the week	1,807	1,857	-2.7
Avg Dressed Wt (lbs)	200	198	1.0
Pork Produced (mil lbs)	7,734	7,707	0.4

Source: USDA-APHIS

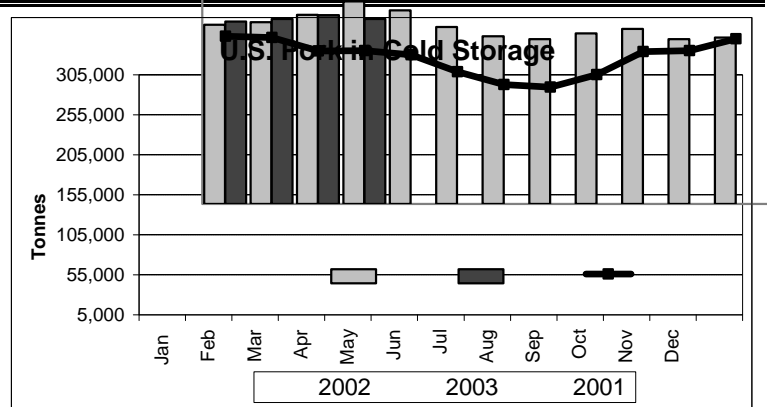
Weekly US Prices (\$/cwt)

	2003	2002	% chg
South St. Joseph	44.00	34.50	27.5
Sioux Falls	45.13	36.00	25.4
Lancaster County	34.08	34.08	0.0
National Cost	62.31	50.54	23.3

(51-54% Lean Yield Basis)



Source: Statistics Canada



Source: USDA, NASS

Contact: Patti Negrave (613) 759-6216 or see us at: <http://www.agr.ca/redmeat>

Prepared by: Red Meat Section, Agriculture and Agri-Food Canada