




Hog Statistics at a Glance CANADA



For the Week Ending November 8, 2003

Federal Slaughter	weekly kill # head	CUMULATIVE TOTALS TO DATE		
		2003 '000 head	2002 '000 head	% chg
West	173,615	7,266.0	7,042.0	3.2
Ontario	84,102	3,648.0	3,432.0	6.3
Quebec	178,719	6,992.0	6,964.0	0.4
Atlantic	10,258	440.0	453.0	-2.9
CANADA	446,694	18,346.0	17,891.0	2.5
Pork Production (t)	39,086	1,605,275	1,560,095	2.9
Estimated Sow Slaughter	2,614	134,891	142,872	-5.6

Weekly Prices \$/kg (index 100)		2003	2002	% chg
Quebec	1.15	1.11	3.6	
Alberta	1.16	1.07	8.4	
Manitoba*	1.26	1.22	3.3	
British Columbia	1.21	1.12	8.0	
Saskatchewan	1.06	1.05	1.0	
Nova Scotia	1.18	1.28	-7.8	
Prince Ed. Is.	1.13	1.14	-0.9	
New Brunswick	1.14	1.23	-7.3	

*estimate

PORK EXPORTS YTD for the period of January 1 to September 30, 2003

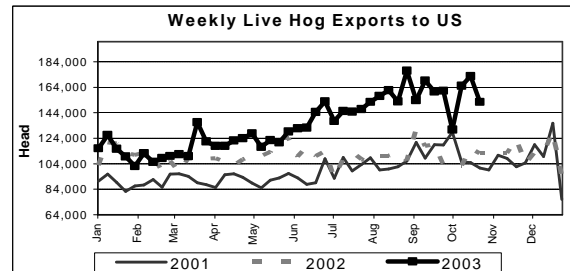
(Metric Tonnes)

FRESH, FROZEN AND PROCESSED PORK	2003	2002	% chg
United States	336,405	296,831	13.3
Japan	148,514	122,389	21.3
Australia	26,647	18,582	43.4
Russia	20,004	27,158	(26.3)
Mexico	41,656	27,649	50.7
South Korea	22,774	25,071	(9.2)
China	19,282	14,170	36.1
Taiwan	14,302	7,854	82.1
Cuba	5,149	7,754	(33.6)
New Zealand	5,427	5,644	(3.8)
Other	49,904	41,458	20.4
Total	690,064	594,560	16.1

Source: STATISTICS CANADA

LIVE HOG EXPORTS TO U.S.

	YTD 03	YTD 02	% chg
HOGS (head)			
Barrows/Gilts/Sows	1,897,892	1,571,722	20.8
Feeder Pigs	4,046,564	3,284,915	23.2
Total	5,944,456	4,856,637	22.4
Week Ending 03-11-01			
Barrows/Gilts/Sows	58,440	33,120	76.4
Feeder Pigs	94,065	87,138	7.9
Total	152,505	120,258	26.8



Source: USDA-APHIS

IMPORTS YTD for the week ending November 1, 2003

(Metric Tonnes) preliminary

FRESH & FROZEN PORK	2003	2002	% chg
United States	49,250	56,567	-12.9
Denmark	2,364	690	242.6
Other	1,237	251	392.8

PROCESSED & OTHER PORK	2003	2002	% chg
United States	8,965	8,970	-0.1
Denmark	6	-	-
Other	125	216	-42.1
TOTAL IMPORTS	61,947	66,694	-7.1

Frozen Pork from the European Union:

The TRQ level has established for frozen meat of pork originating from EU countries, for the twelve month period August 1 to July 31, 2004. Imports in excess of 2,970,000 kg in the twelve month period are subject to a surtax in an amount equal to the value for the duty (100%) determined in accordance with the Customs Act. Effective as of October 3, 2003 the frozen pork TRQ from the EU imported under tariff item No. 0203.29.00 of the Customs Tariff has filled and therefore all frozen pork imports from the EU, until July 31, 2004, will be subject to the European Union Surtax Order.

	Permits issued as of October 2, 2003		
	2003/2004	2002/2003	% chg
Utilization (kg)	2,964,861	n/a	
Balance (kg)	5,139	n/a	
% Utilization	99.8%	n/a	

Prepared by: Red Meat Section, Agriculture and Agri-Food Canada

Contact: Patti Negrave (613) 759-6216 or see us at: <http://www.agr.ca/redmeat>



Hog Statistics at a Glance CANADA

Canadian Hog Slaughter by Province of Origin

Total Slaughter Year to Date November 8, 2003

Week ending November 8, 2003

	2003	2002	% chg	2003	2002	% chg
British Columbia	218,891	215,452	1.6	4,998	5,247	-4.7
Alberta	3,044,841	2,916,718	4.4	72,128	72,595	-0.6
Saskatchewan	1,157,527	1,224,650	-5.5	27,926	29,915	-6.6
Manitoba	3,248,116	3,104,501	4.6	78,881	84,831	-7.0
Ontario	4,678,434	4,555,912	2.7	107,648	117,765	-8.6
Quebec	6,446,304	6,333,032	1.8	168,636	162,109	4.0
New Brunswick	155,928	175,472	-11.1	3,970	4,613	-13.9
Nova Scotia	177,644	196,601	-9.6	3,671	4,250	-13.6
Prince Edward Island	187,036	187,807	-0.4	4,697	4,703	-0.1
CANADA	19,314,721	18,910,145	2.1	472,555	486,028	-2.8

UNITED STATES

Year To Date for the Week Ending November 8, 2003

Supply Summary

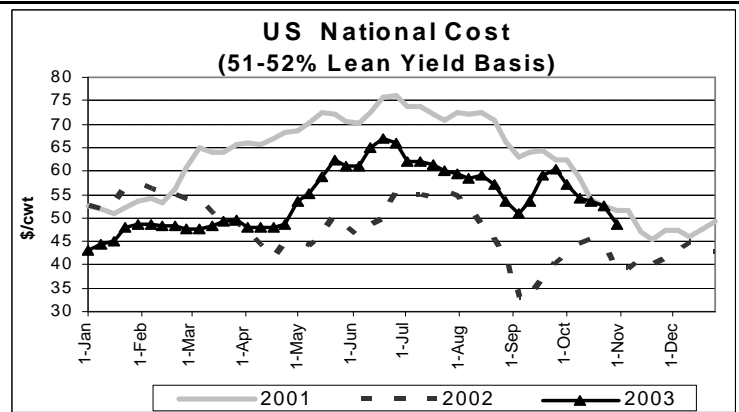
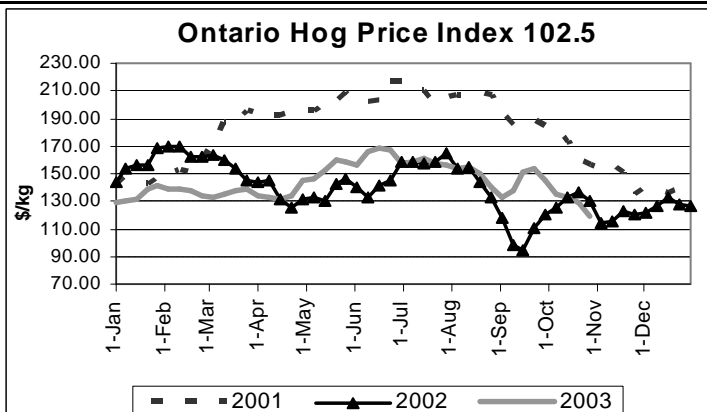
	2003	2002	% chg
Slaughter ('000 head)	84,179	84,476	-0.4
Slaughter for the week	2,089	2,146	-2.7
Avg Dressed Wt (lbs)	199	200	-0.5
Pork Produced (mil lbs)	16,636	16,571	0.4

Source: USDA-APHIS

Weekly US Prices (\$/cwt)

	2003	2002	% chg
South St. Joseph	35.25	28.00	25.9
Sioux Falls	35.45	29.25	21.2
Lancaster County	n/a	30.00	
National Cost	48.26	39.24	23.0

(51-54% Lean Yield Basis)



Source: Ontario Pork; AMS, USDA

Contact: Patti Negrave (613) 759-6216 or see us at: <http://www.agr.ca/redmeat>

Prepared by: Red Meat Section, Agriculture and Agri-Food Canada