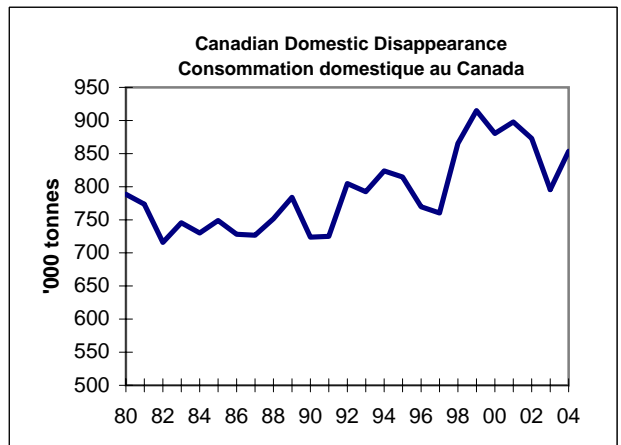
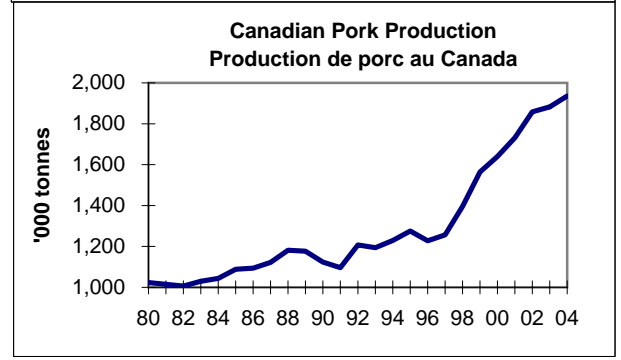
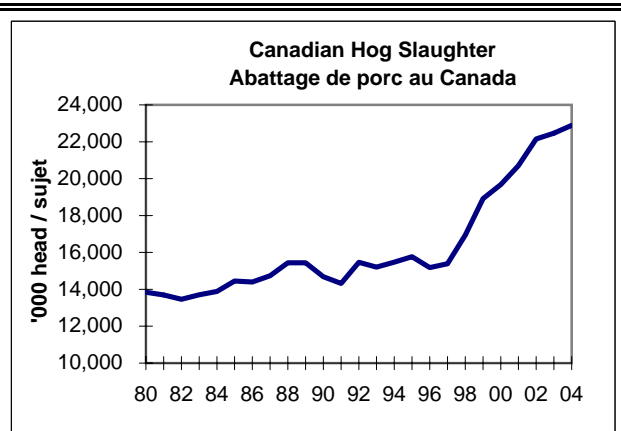


Pork Demand in Canada La demande de porc au Canada

	Per Capita Pork Disappearance (retail basis - kg) Consommation domestique apparente de porc par personne (base au détail - kg)	Consumer Price Index Fresh/frozen Pork (1992 = 100) Indice des prix à la consommation du porc frais/ (1992 = 100)	Deflated Price Index Indice des prix en valeur constante
1980	24.7	58.2	111.1
1981	23.9	67.8	115.1
1982	21.9	79.9	122.4
1983	22.3	79.1	114.5
1984	21.6	78.6	109.0
1985	21.9	80.7	107.6
1986	21.1	93.7	120.0
1987	20.8	102.1	125.3
1988	21.2	97.1	114.5
1989	21.7	98.7	110.9
1990	19.8	107.5	115.2
1991	19.7	105.0	106.6
1992	21.6	100.0	100.0
1993	21.0	103.9	102.1
1994	21.6	105.8	103.7
1995	21.1	108.4	104.0
1996	19.8	117.1	110.6
1997	19.3	122.6	113.9
1998	21.8	111.6	102.8
1999	22.9	105.4	95.4
2000	21.8	112.1	98.4
2001	22.0	122.4	105.2
2002	21.1	118.8	99.8
2003	19.1	118.9	97.2
2004	20.3	125.7	100.9



Pork Demand in Canada La demande de porc au Canada

